

September 2023 Newsletter



Nikon D780 + Nikon 70-200mm f2.8E FL VR
1/320 sec, f2.8 3200 ISO

New in Rentals - The Nikon D780 DSLR
with the 24-120mm f4G ED VR lens kit!
See inside for details.

BEAU
PHOTO

Back to School savings on cameras, lighting, darkroom supplies and more - Upcoming Profoto event - New PocketWizard PlusVc - Nikon D780 kit in rentals - The lovely Zenit - Peak Design straps - Holgas, Lomos and other fun film cameras - Fujifilm Instax Wide - more...

Beau Photo Supplies • 1401 W. 8th Ave • Vancouver, BC
www.beauphoto.com • 604.734.7771

 Beau Photo

 @beauphotostore

 beauphotostore

Back to School with Beau

Get ready for a great school year with back to school savings at Beau. Save on select bags and accessories, film, digital and more.



Roots Flannel Messenger bag
Reg. \$69 - Student price \$62

ThinkTank Airport Commuter - \$349 - Student Price - \$314

10% off all bags*

Find the perfect bag for all your gear.

*Some exceptions apply

Student deals on film, paper and select darkroom supplies.

Students get 10% off most film and darkroom paper all year!

Teachers - ask about educational pricing discounts!



Student Sale -
10% off all Print File and Beseler binders!

*Only until September 29th.



10% off Paterson Universal Tanks!

*Only until September 29th.

Students Save on Tripods and Grip

Here at Beau Photo we realize that the students of today are endeavoring to be the professionals of tomorrow and we want to support you along the way.

Here is a sample of what student sales we are offering. Sale runs September 8th - 29th

** Please show a valid student ID to get these very low student prices.

Manfrotto 055XPRO3 3 section tripod

Student Sale \$289.95 Reg. \$364.95

Manfrotto 190XPRO3 3 section tripod

Student Sale \$279.95 Reg. \$334.95

Manfrotto 055 Pro 3 section with MHXPRO-BHQ2 ball head

Student Sale \$485.95 Reg. \$573.95

Manfrotto 190 Pro 3 section with MHXPRO-3W Pan 3 way head

Student Sale \$429.95 Reg. \$524.95

Manfrotto 290 Xtra tripod with 496RC2 Ball head

Student Sale \$202.95 Reg. \$279.95

Manfrotto Befree Advanced Aluminum 4 section tripod

Student Sale \$239.95 Reg. \$310.95

Regular non-student sale prices for these items will be available on Beau Photo's website or in store.



**Manfrotto 190 Pro 3 section with
MHXPRO-BHQ2 Ball head -
Student Sale \$376.95**

Reg. \$474.95

**Manfrotto 290 Xtra tripod with
804RC2 3 way head -**

Student Sale \$202.95

Reg. \$273.95



**Manfrotto 055 Pro 3 section
with MHXPRO-3W Pan 3
way head - Student Sale**


\$439.95 Reg. \$550.95

Student Savings on Digital Cameras and Lighting

Take advantage of the educational programs from Nikon, Fujifilm and Canon. Register with your student card and save on select equipment, and receive other great benefits as well.

Profoto, Broncolor and Hensel also have student purchase programs if you are in need of lighting. See the full details on all student savings on our website -

www.beauphoto.com/student-savings-at-beau-photo/



ATTENTION TEACHERS & STUDENTS! SAVE MORE ON YOUR CAMERA GEAR

Join the Fujifilm Education program to save an additional **\$100** on all X-Series cameras and **\$75** on FUJINON lenses.*

ENROLL NOW AT:

<https://www.fujifilm.com/ca/en/consumer/support/digital-cameras-fujifilm-education-program>

*Terms and Conditions apply. For more details on this program, please visit the above link.

The FUJIFILM Education Program gives qualifying applicants exclusive discounts on FUJIFILM products, offering huge savings. To take part, you must be a full-time student or faculty at an accredited college, or university in Canada.

If you are currently a teacher or enrolled as a full-time active student in a post-secondary program you can get great savings on FUJIFILM cameras and lenses.

Our program has been simplified, to better serve you! Here's how it works:

- Students or faculty members **save \$100.00 retail savings** over the regular price OR promotional price being offered at the time on every GFX and X-Series camera.
- Students or faculty members **save \$75.00 retail savings** over the regular price OR promotional price being offered at the time on every GFX and X-Series lens.

BEAU
PHOTO

You can purchase Fujifilm cameras and lenses at educational pricing from Beau Photo Supplies! Ask about additional discounts or incentives for students!

Canon

Get ready for the fall semester with Canon's...

STUDENT ADVANTAGE

PROGRAM

BENEFITS

Free membership

Discounts on select gear


20% discount on service

Expedited service

SIGN UP AT
CANON.CA/STUDENT



Scan here to learn more



© 2020 Canon Canada, Inc. All rights reserved.
Canon and EOS are registered trademarks of Canon Inc. in Canada and
may also be registered trademarks or trademarks in other countries.

BEAU
PHOTO

***Beau Photo Supplies can provide you with
Canon student and educational institution
pricing. Call us for details!***

Digital

Mike M.

Cameras for Students

(or good advice if you are just starting your digital photography journey)

For many years, if you were a student starting out in a photography program, the go-to camera purchase would often be an entry-level digital single-lens-reflex camera, a DSLR. There were a number of models available from Canon and Nikon in the \$500 to \$700 range, often with a basic 18-55mm kit lens or similar. This would give students a foot in the door for the future, since those two companies were the established pro-level brands and with only a few exceptions, anyone who was truly serious about photography would gravitate towards them since they offered the most room to grow, with high-end pro-level gear when the time came. Of course there are/were other brands of DSLR out there, for example Pentax, Sony, Hasselblad H-system and Phase One / Mamiya products, or Leica for their rangefinder digital cameras. However, based on their performance and/or price-point, those brands were not as often used by professionals as Canon and Nikon. Naturally very high-end pro shooters would use medium format Hasselblad or Phase-One digital cameras, but the bulk of the professional sales certainly went to Canon and Nikon.

In any case, the days of \$500 interchangeable-lens starter DSLR cameras are rapidly coming to an end. Mirrorless cameras are taking over and I strongly suspect that Canon and Nikon have basically halted R&D on new DSLRs and DSLR lenses as well. In fact, both companies are regularly discontinuing DSLR lenses, even ones that were very popular, and frustratingly for those with the older DSLR systems, have no direct replacement. It also seems very unlikely that we'll see any new DSLR bodies coming from Nikon and Canon. Unfortunately, mirrorless cameras by nature seem to be a bit more expensive to manufacture, and ongoing supply-chain issues and rising component prices seem to have bumped up the price points from where they were a few years ago. Nowadays, expect to spend upwards of \$1,500 for a decent entry-level mirrorless camera with a quality kit lens.

Obviously the higher price is going to make it harder for students to get into a new camera, but I strongly suggest that even if you can still find a cheap DSLR in stock somewhere, you consider spending the extra on a mirrorless system. There are two main reasons for this. Firstly as mentioned, mirrorless cameras are the future. DSLRS are clearly a rapidly dying breed (Sony's DSLR A-system is long dead and even Hasselblad recently announced their H-system is no more, with both

companies only supporting their mirrorless systems going forward), so investing in a body, lenses and accessories that will soon be obsolete makes little sense. Secondly, there is one huge benefit for available-light photography when shooting with a mirrorless camera: the ability to see in real-time how the camera is metering the scene! Rather than seeing a direct optical view through the lens of a DSLR,



where you have no feedback on what the captured photo will look like, mirrorless cameras show a processed image that the camera's sensor has captured, at anywhere from 30 to 120 times per second, and that is relayed to a high-resolution rear LCD panel or to an electronic viewfinder (EVF). The days of tiny, low-res, laggy EVFs are over thankfully. Most cameras have superb EVFs now and, I much prefer using one over using the optical viewfinder of a traditional DSLR.

Areas shown in magenta are actually black/white blinking overexposed highlight alerts when seen live on the camera.

Having an EVF means no more guesswork when you are shooting backlit subjects and want to create a silhouette, are shooting someone wearing light clothing against a dark background, or dark clothing against a light background. Doing night photography where the contrast might be incredibly high, or shooting that distant snow-capped mountain peak still illuminated by the setting sun; all those scenes can be difficult to capture properly, but seeing live how the camera is exposing the shot, especially if you have enabled live clipped highlight warnings, makes those types of photos far easier to capture properly on the first attempt!

There are quite a range of choices when choosing mirrorless cameras, and not only from Canon and Nikon. Sony and Fujifilm also have many compelling options (and had them earlier than Canon and Nikon), and if you don't mind a camera with a smaller sensor, then there are a large number of options from Panasonic and Olympus as well, although with their rare use amongst pros, we do not sell those two brands. [Canon, Nikon and Fujifilm also have student programs](#) that offer discounts on cameras and lenses.

So... if you are a student starting out in a photography program and need your first cameras system, or already have camera gear and are wanting an upgrade, we can advise you on the best way to proceed! We do work with the manufacturers that provide student pricing to get you the best possible deals, so please feel free to give us a call or send us an email. For more info on student specials, see this posting of ours: <https://www.beauphoto.com/student-savings-at-beau-photo/>

Rebates

Canon

Currently Canon has many rebates that started August 18th and extend until **September 7th** as follows. Please see our rebate pages for updates later in September, and for the full list of current rebates too!

EOS R5 Body - \$4,399 *1 (reg. \$5,299)

EOS R8 Body - \$1,799 *2 (reg. \$1,999)

EOS R7 Body - \$1,599 *3 (reg. \$1,999)

Includes minimum trade-in credits - *1 \$300,
*2 \$200, *3 \$100 (see Ken or Mike for details)

EOS R3 Body - \$7,299 (reg. \$7,999)

EOS R5 Body - \$4,699 (reg. \$5,299)

EOS R6 Mark II Body - \$3,199 (reg. \$3,299)

EOS R7 Body - \$1,699 (reg. \$1,999)

RF 35mm f/1.8 IS Macro - \$549 (reg. \$649)

RF 50mm f/1.2L - \$2,699 (reg. \$2,999)

RF 85mm f/2 Macro IS - \$749 (reg. \$849)

RF 85mm f/1.2L - \$3,199 (reg. \$3,499)

RF 100mm f/2.8L IS Macro - \$1,499 (reg. \$1,799)

RF 14-35mm f/4L IS - \$1,899 (reg. \$2,999)

RF 15-35mm f/2.8L IS - \$2,599 (reg. \$2,999)

RF 24-70mm f/2.8L IS - \$2,899 (reg. \$2,999)

RF 24-105mm f/4L - \$1,649 (reg. \$1,749)

RF 70-200mm f/2.8L IS - \$3,399 (reg. \$3,499)

RF 100-500mm f/4.5-7.1L IS - \$3,699 (reg. \$3,849)

PRO-300 13" Printer - \$999 (reg. \$1,249)

PRO-1000 17" Printer - \$1,299 (reg. \$1,599)

EOS 5D Mark IV Body - \$3,099 (reg. \$3,299)

EF 35mm f/1.4L II - \$2,499 (reg. \$2,699)

EF 85mm f/1.4L IS - \$1,949 (reg. \$2,099)

EF 85mm f/1.8 - \$599 (reg. \$669)

EF 16-35mm f/2.8L III - \$2,699 (reg. \$2,799)

EF 70-200mm f/4L IS II - \$1,799 (reg. \$1,999)



EOS R5 Body - \$4,699 (reg. \$5,299)



RF 35mm f/1.8 IS Macro
\$549 (reg. \$649)



RF 100-500mm f/4.5-7.1L IS - \$3,699
(reg. \$3,849)

Fujifilm

Fujifilm has a number of rebates which started in late July and will now **continue until September 24th!** If you've been holding off on a battery grip or file transmitter grip for the X-XH2 or X-H2S, then make sure you take advantage of this great pricing!

GFX 50S II Body - \$4,325 (reg. \$5,000)

GFX 50S II Kit w/GF 35-70mm - \$4,950 (reg. \$5,625)

X-H2S Body - \$3,150 (reg. \$3,200)

X-H2 Body - \$2,500 (reg. \$2,550)

X-H2 Kit w/XF 16-80mm - \$3,150 (reg. \$3,200)

VG-XH2 Vertical Battery Grip - \$275 (reg. \$515)

VFT-XH2 File Transmitter Grip - \$800 (reg. \$1,280)

XF 16-55mm f/2.8 R WR - \$1,475 (reg. \$1,600)

XF 18-120mm f/4 LM PZ WR - \$950 (reg. \$1,150)

XF 50-140mm f/2.8 R LM OIS WR - \$1,950 (reg. \$2,160)

XF 1.4x Teleconverter - \$475 (reg. \$600)

XF 2.0x Teleconverter - \$475 (reg. \$600)



GFX 50S II Kit w/GF 35-70mm
\$4,950 (reg. \$5,625)



X-H2 Kit w/XF 16-80mm
\$3,150 (reg. \$3,200)

Nikon

Nikon has some "back to school" promotions that started on August 11th and run to **September 7th, 2023**. Not much time left to take advantage of these and after September 7th, it will be quiet again for rebates with only some lens bundles to be had.

D850 Body - \$3,299 (reg. \$3,899)

AF-S 35mm f/1.8G - \$649 (reg. \$669)

AF-S 50mm f/1.8G - \$239 (reg. \$249)

AF-S 50mm f/1.4G - \$499 (reg. \$559)

AF-S 85mm f/1.8G - \$579 (reg. \$599)

AF-S 105mm f/1.4E - \$2,599 (reg. \$2,699)

AF-S 500mm f/5.6E PF VR - \$4,449 (reg. \$4,699)



D850 Body - \$3,299
(reg. \$3,899)

Nikon

**BACK
TO
SCHOOL**

SALES EVENT



Save up to \$600 during Nikon's Back-to-School Sales Event!

Examples of the savings in effect from Aug. 11th to Sep. 7th are shown below...

Nikon D850 Body	- \$3,299 (reg. \$3,899)
Nikkor AF-S 50mm f/1.4G	- \$499 (reg. \$559)
Nikkor AF-S 70-200mm f/2.8E FL VR	- \$2,499 (reg. \$2,899)
Nikkor AF-S 105mm f/1.4E	- \$2,599 (reg. \$2,699)
Nikkor AF-S 500mm f/5.6E PF VR	- \$4,449 (reg. \$4,699)
Nikkor AF-S 24-120mm f/4G VR	- \$1,100 (reg. \$1,449)
- Save \$349 when bought with the D850 body	
Nikon Z6 II Body	- \$2,399 (reg. \$2,699)
Nikon Z6 II Kit w/24-70mm f/4	- \$3,199 (reg. \$3,499)
Nikon Z50 Body	- \$1,049 (reg. \$1,099)
Nikon Z50 Kit w/DX 16-50mm	- \$1,249 (reg. \$1,299)
Nikon FTZ II Adapter	- \$199 (reg. \$329)
- Save \$130 when you buy an FTZ II with any Z-series body or kit	
Nikkor Z 20mm f/1.8 S	- \$1,299 (reg. \$1,399)
Nikkor Z 24mm f/1.8 S	- \$1,199 (reg. \$1,299)
Nikkor Z 28mm f/2.8	- \$359 (reg. \$399)
Nikkor Z 35mm f/1.8 S	- \$949 (reg. \$1,099)
Nikkor Z 40mm f/2	- \$359 (reg. \$399)
Nikkor Z 17-28mm f/2.8	- \$1,349 (reg. \$1,599)
Nikkor Z 24-200mm f/4-6.3 VR	- \$1,099 (reg. \$1,199)
Nikkor Z 28-75mm f/2.8	- \$1,199 (reg. \$1,499)
Nikkor Z 24-120mm f/4S	- \$1,299 (reg. \$1,499)
- Save \$200 when bought with any full-frame Z-series body	
Nikkor Z 24-70mm f/4S	- \$800 (reg. \$1,299)
- Save \$499 when bought with Z5 body only	

**BEAU
PHOTO**

Contact Beau Photo for all the promo details and save!

AF-S 70-200mm f/2.8E FL VR - \$2,499 (reg. \$2,899)

AF-S 200-500mm f/5.6E VR - \$1,449 (reg. \$1,749)

Z6 II Body - \$2,399 (reg. \$2,699)

Z6 II Kit w/ Z 24-70 f/4 VR - \$3,199 (reg. \$3,499)

Z fc Body - \$1,199 (reg. \$1,299)

Z fc Kit w/ Z 28 f/2.8SE - \$1,499 (reg. \$1,599)

Z50 Body - \$1,049 (reg. \$1,099)

Z50 Kit w/ Z DX 16-50mm - \$1,249 (reg. \$1,299)

Z 20mm f/1.8 S - \$1,299 (reg. \$1,399)

Z 24mm f/1.8 S - \$1,199 (reg. \$1,299)

Z 28mm f/2.8 - \$359 (reg. \$399)

Z 35mm f/1.8 S - \$949 (reg. \$1,099)

Z 40mm f/2 - \$359 (reg. \$399)

Z 50mm f/1.2 S - \$2,599 (reg. \$2,799)

Z 17-28mm f/2.8 - \$1,349 (reg. \$1,599)

Z 24-200mm f/4-6.3 VR - \$1,099 (reg. \$1,199)

Z 28-75mm f/2.8 - \$1,199 (reg. \$1,499)

Plus, some of the usual bundle rebates still apply...

Nikkor Z 24-70mm f/4S - \$800 (reg. \$1,299)

- Save \$499 when bought with Z5 body only

Nikon FTZ II lens Adapter - \$199 (reg. \$329)

- Save \$130 when bought with any Z-series body

Nikkor AF-S 24-120mm f/4G VR - \$1,100 (reg. \$1,449)

- Save \$349 when bought with a D850 body

Nikkor Z 24-120mm f/4S - \$1,299 (reg. \$1,499)

- Save \$200 when bought with any full-frame
Z-series body



Z6 II Kit w/ Z 24-70 f/4 VR
\$3,199 (reg. \$3,499)



Z 50mm f/1.2 S - \$2,599
(reg. \$2,799)



Sony

Sony has a number rebates starting mid Month, from September 8th and running to at least September 21st, except where indicated.

- A7 III Body - \$2,299 (reg. \$2,599)
- A7 IV Body - \$2,999 (reg. \$3,199 - only till Sept. 14)
- A7R III Body - \$2,799 (reg. \$2,999)
- A7R IV Body - \$3,999 (reg. \$4,199)
- A7R V Body - \$4,899 (reg. \$5,299 - only till Sept. 14)

- FE 14mm f/1.8 G Master - \$1,999 (reg. \$2,099)
- FE 20mm f/1.8 - \$1,099 (reg. \$1,199)
- FE 24mm f/1.4 G Master - \$1,799 (reg. \$1,899)
- FE 35mm f/1.8 - \$699 (reg. \$799)
- FE 35mm f/1.4 GM - \$1,799 (reg. \$1,899)
- FE 50mm f/1.8 - \$299 (reg. \$349)
- FE 50mm f/1.2 G Master - \$2,499 (reg. \$2,599)
- Sony/Zeiss 55mm f/1.8 - \$1,149 (reg. \$1,249)
- FE 85mm f/1.8 - \$749 (reg. \$799)
- FE 90mm f/2.8 OSS Macro - \$1,399 (reg. \$1,499)

- FE 12-24mm f/2.8 G Master - \$3,899 (reg. \$3,999)
- FE 16-35mm f/2.8 G Master - \$2,799 (reg. \$2,999)
- FE 24-105mm f/4 OSS - \$1,649 (reg. \$1,749)
- FE 24-240mm f/3.5-6.3 OSS - \$1,299 (reg. \$1,399)
- FE 70-200mm f/2.8 G Master - \$2,599 (reg. \$2,699)
- FE 100-400mm G Master - \$3,299 (reg. \$3,399)
- FE 200-600mm OSS - \$2,499 (reg. \$2,599)

HVL-F46RM Flash Unit - \$519 (reg. \$599)



A7 IV Body
\$2,999 - only until Sept. 14
(reg. \$3,199)



FE 35mm f/1.8 - \$699
(reg. \$799)



FE 24-105mm f/4 OSS
\$1,649 (reg. \$1,749)



FE 16-35mm f/2.8 G Master
\$2,799 (reg. \$2,999)

Don't forget about our try before you buy program! Try something out that is available in our rental department before you decide to buy. If you love it and decide to buy one within 30 days, you can receive up to two days off of the rental cost as a credit toward the purchase. Ask us for more details and if restrictions apply.

Lighting and Studio

Ken S.

New Profoto Promotion



Profoto has just announced a new promotion for the amazingly compact A2. “Buy an A2 and get a Profoto Connect Free of Charge” this is a \$252. value.

The [Profoto A2](#) is small, lightweight, and portable – about the size of a regular soda can, making it Profoto’s smallest ever monolight. The compact size means this is a light that you really can bring anywhere and everywhere. Throw it in your bag or a jacket pocket, and you’re ready to make the most of whatever location you might find yourself in. It’s ideal when space is at a premium and time is short. Like all Profoto lights, the A2 is easy and intuitive to use; you’ll go from box to first flash in record time. Yes, it comes with an instruction manual, and you probably won’t have to bother reading it. More than anything else, this is a creative tool. It exists to help the ambitious photographer capture striking and beautiful images anywhere, anytime. Making the Profoto A2 a must-have light for image creators who want to push the limits of what’s possible on location.

The Profoto Connect is a wireless trigger for Profoto flashes. With Profoto Connect, it’s never been easier to create natural and beautiful light anytime, anywhere. It has

Buy a Profoto A2 Get a Connect remote for free



Buy now >

 **Profoto**

no buttons and only three settings: auto, manual and off. In auto, you just point and shoot for a good exposure, because the flash power is calculated automatically. Slide it over to manual, and you can fine-tune the light for even more control, either manually or via the Profoto app. This makes the Profoto Connect the perfect trigger to start with, and to grow with. Whether you're experienced with created light or just stepping into the world of it, you now have beautiful light on demand, and personalized for your needs. These are camera specific for Canon, Nikon, Fujifilm and Sony.

To order your own A2 at this great deal go to:

<https://www.beuphoto.com/product/profoto-a2/>

Or come by Beau Photo and pick one up in person.

This promotion runs until October 31st

Profoto Event - Meet the Profoto Rep!

When: Thursday September 7th at Beau

Time: 3:30 PM - 5:30 PM

Drop in event - no registration required.



See the newest Profoto lights and accessories. Profoto representative Jaehong Park will be in the store to answer any questions regarding Profoto products.

There will be door prizes for those who attend the event.

New from PocketWizard



The PlusVe is the next revolution in PocketWizard technology. Building on the features and reliability of the Plus IIIe, the PlusVe takes remote triggering to the next level. With more Zones than ever before, a rechargeable lithium ion battery, and more compact size, it is sure to become an essential tool for all photographers.

It has a color OLED display and uses a rechargeable lithium ion battery. Firmware updates are now done via Bluetooth, so there is no need to connect to the computer. It has a removable, replaceable hot shoe

as well. Leave the hot shoe attached for on camera use or remove it to reveal the 1/4-20" mounting thread.



PocketWizard introduced its E Release firmware in 2019. This software is less susceptible to RF interference and more than doubles the range of their legacy firmware. The Plus Ve is an auto sensing transceiver that is used to wirelessly trigger remote cameras or remote flashes. It will automatically function as a transmitter, a receiver, or both as needed.

The PlusVe is available as a single unit or a two pack. A lanyard is included for each radio but cables are no longer included.


Important Information:

The PocketWizard Plus Ve uses the E Release firmware exclusively and is compatible with products also using the E Release firmware. It cannot be downgraded to legacy firmware to work with older PocketWizard radios.

We are taking pre-orders for the PlusVe now, and it will be shipping this fall.

<https://www.beauphoto.com/product/pocketwizard-plusve>

PocketWizard PlusVe Single - \$222.95 / 2 pack - \$434.00



Unorthodox Portrait Lighting with Urs Recher

Friday, September 22nd

We are once again excited to bring Swiss lighting legend and photographer Urs Recher back to Canada to share his titanic wealth of lighting knowledge and teach you invaluable tips & tricks to take your next project to the next level. With the launch of the new broncolor Satos and Pulso L, this seminar will feature this revolutionary product in the studio.

Co-sponsored by @BeauPhotostore, @FlashpointRentals, and @broncolorCanada Photographers of all skill levels are invited but a basic knowledge of photography and flash is recommended. This event is limited to 30 people, so please lock in your spot today for this exciting and informative seminar.

The price of this workshop, including lunch is \$250

Register - <https://www.broncolor.ca/unorthodox-portrait-lighting-with-urs-recher/>

Rentals

Jason K.



Nikon D780 + Nikon 70-200mm f2.8E FL VR
1/320 sec, f2.8 3200 ISO

NEW Nikon D780 Kit w/24-120mm f4G ED VR

We have just added the Nikon D780 DSLR with the 24-120mm f4G ED VR lens as a kit into the Beau Photo Rental Department! The last DSLR introduced by Nikon is sort of an amalgamation of Nikon's best DSLR technology with that of the current at the time mirrorless Z6 body. It features a 24.5MP BSI (Back

Side Illuminated) full frame sensor for improved image quality and reduced noise levels. The camera can shoot at 7fps while looking through the viewfinder, and up to 12fps while using the rear LCD, albeit at a reduced 12 bit RAW file. The D780 is not the fastest camera around, but the deep 100 shot buffer ensures you can keep shooting the action. 4K video recording is possible at 30fps, while 120fps is possible at 1080p, along with N-Log gamma and HLG settings.

The AF system while looking through the optical viewfinder has 51 points, of which 15 are cross-type. If utilizing the rear LCD and working in live view, there is a 273 point hybrid AF system that supports eye detection and subject tracking. The AF system is also aided by an advanced metering system with "Intelligent Scene Recognition System with 3D Color Matrix Metering III" and a 180,000 pixel RGB sensor to evaluate the scene. **\$125/day or weekend**



Sekonic L478D LiteMaster PRO Lightmeter

We have also just acquired the Sekonic L-478D lightmeter, which has a large 2.7" colour touchscreen LCD which is very intuitive to use. The L478D can be used by both photographers and cinematographers alike with settings for t-stops, f-stops, ISO, frame rate, shutter angle, etc... You can also factor in filter compensation if you're using high density filters, which is great for landscape shooters! **\$20/day or weekend**



Photo credit: Eric S.
Infrared Photography

Focus on your future.
© langaraphoto | langara.ca/photo

snəweyət leləm.

THE COLLEGE OF HIGHER LEARNING.

Langara.

THE COLLEGE OF HIGHER LEARNING.

Camera Thoughts

Boris R.

Lovely Zenits



I propose a look at a lovable new camera consignment that we have on our shelf, the cute-and-bulky-enough-but-not-too-heavy [Zenit 212K SLR](#), which arrived earlier this month. Little is written about this camera on the inter webs (I'd argue that its following about numbers the amount of people that can fit in an Evo), so I decided to run a roll of ColorPlus through during my visit to the

Richmond Sunflower Festival. And boy, is this SLR peculiar. The lens, a 50mm MC Zenitar-K2s (Pentax K-mount), reminded me of a Xiao Long Bao steamed dumpling, and its body echoes the shape of a Leica R8. The Zenit offering shutter speeds in limited increments (B, 8, 15, 30, 60, 125, 250, 500), I offering a bit more patience, and a little more curiosity on my photo adventure at the turning of autumn.

The Zenit 212 is all hard plastic, the light meter is suspect, and it was made in Russia after the fall of the Soviet Union. I, too, was made in Russia, and as a Russian, I can say that not many quality products have come out of Russia. Historically, we produce one masterpiece per infinite number of duds, and this one reminds me of ... ah, I don't know, McDonalds-is-here (for the first time) in our country, lines-out-the-door Capitalism, compact-disk-headphone-bob, Europop, windbreaker, sesame-seeds-eating, Adidas wearing-teenagers, the-best-we-can-do coming-out-of-Perestroika ... a product of a time I never experienced, as my parents had immigrated to America by the time this camera came out.

I learned that this Zenit was manufactured from 1994-2003, by KMZ, or Krasnogorsk Mechanical Works (the plant was known for its rangefinder brand, The Zorki, or "eagle-eyed"). It comes from a long (bread) line of Zenit cameras, manufactured at the same plant since 1952. We also have the [Zenit PM4730](#), as an alternative, (made between 1975-1984), with a [Helios-44M 58mm lens](#), all for \$150. This metal body has the official Olympic logotype stamped on the prism and offers shutter speeds in the same increments as its more recent counterpart.





When I got my results back from Rocket Repro, I was pleasantly surprised with the results of the plastic bunker that is the Zenit 212K.



What I love about the camera is that, unlike my Nikon F2, it is light on the hands. The lens is surprisingly sharp, up close in particular (or I had nailed focus, or both), and I was pleased with the resulting images of flowers that I had taken. The light meter on this camera works, though it

takes its time to calibrate as you hold down the shutter button ... simply wait for the red line to drop down to green, rotating the aperture around as if you are waiting for a traffic light to change. I do want to mention that a few of my pictures were blank. At the time of the taking of the pictures, I did consider the notion that my shutter was acting up. It does on occasion ... not firing all the way when pressed for the next picture. The remedy I found for this was to change the shutter speed for the next shot: one problem is that you may lose the previous shot since the shutter does not always fire. To take pictures with this camera is to play Russian Roulette, so I would not have this camera as my trusty mate on a trip through the Alps, more so the casual friend that may or may not show up to your barbecue. This camera flakes, cancels at the last minute, but does get back to you. It sells for less than many of the older SLR bodies that we carry, many of whom do not have working light meters. Zenit 212K is a funky camera. Do take a chance, do not expect expectations, and prepare be surprised!

Zenit 212K w/50mm f2 lens - \$175

<https://www.beauphoto.com/product/used-zenit-212k-50mm-f2/>

Cameras and Things

Mark S.

Peak Design Straps

We've been getting a lot of people asking us what straps we use on our cameras, and all of us at the front have the same answer – Peak Design straps! Peak Design makes comfortable and versatile camera straps that have become a staple for many photographers. Known for their quick release strap system, Peak Design straps allow photographers to attach, remove, and swap out straps quicker than you can say “Peak Design.” Each strap comes with at least two anchor links and two anchor plates, giving you everything you need to attach your strap to your gear.



Peak Design Slide

The camera strap offers improved features including smooth nylon webbing and a stronger silicone grip, allowing the strap to glide over your clothing for easy access! It can be used as a sling, neck, or shoulder strap for maximum comfort. [Peak Design Slide](#) - \$99.95!



Peak Design Slide Lite

If you're looking for something slimmer than the Slide, but without sacrificing the nylon webbing, then the Slide Lite is for you! Perfect as a neck strap for 35mm cameras, these straps still give the satisfaction of a secure fit. [Peak Design Slide Lite](#) - \$79.95!



Peak Design Leash

The thinnest of the 3 next straps, but also the most popular! Although not the most comfortable around a neck, this strap excels at being either a sling or shoulder strap, with its small form factor not getting in the way of actually using the camera. The cheaper of the 3 neck straps, the [Peak Design Leash](#) goes for \$59.95!



Peak Design Cuff

These wrist straps are always on my compact cameras, but I occasionally use them on my medium format film cameras too when I'm not feeling in the mood to use a neck strap. It has a special adjuster made from strong aluminum that can keep the strap open or tight around your wrist. There's also a magnet in the strap that lets you wear it like a bracelet when you're not

using it! [The Peak Design Cuff](#) has been the best \$49.95 I've ever spent, and will continue to buy more for every Cuff I lose :)

Peak Design Anchors + Anchor Links

Not looking to replace the straps you have, but are still interested in the quick-release anchor system? Thankfully, Peak Design understands that some of us like using straps like the beautiful leather ones from Burke Mountain Straps



<https://www.beauphoto.com/product/burke-mountain-leather-strap-original/>, or the leather straps from Strike Straps <https://www.beauphoto.com/product/leather-strike-strap/>, or maybe a strap from Achilles -<https://www.beauphoto.com/product/achilles-leather-strap-3x-colours/> and they sell the anchors, links and disks on their own! These Anchor Links serve as rapid connectors that give photographers a quick way to attach and detach the straps. Though not necessarily meant to work with metal strap rings, they do connect, and allow you to use other camera straps with the anchor system. Putting on or taking off your favourite camera strap becomes so much easier - no more hassle with needing to rely on strap rings! **These sell for only \$34.95!**

Peak Design Capture

Let's be honest - straps on cameras aren't for everyone, especially if you use backpacks. The [Peak Design Capture](#) is one of those items where it might not make sense to have at first, but once you own one, it becomes a must-have item. It attaches to straps or belts and you just clip your camera securely in. Perfect for hikes, cameras attach really nicely to backpack straps, and rarely ever get in the



way. Cameras sit securely without fear of falling off, but are also easy to remove for quick access! Beau has the [Peak Design Capture](#) for \$99.95

All Analogue

Nicole L.D.

Customer Spotlight #4

Because I think the regular customers are the best part of this job, I thought I'd start badgering them into sharing some of their favourite film cameras, and thus the "Customer Spotlight" was born.

This month Jamie Lee was kind enough to share a few thoughts about one of her more favoured film cameras.

A camera you think is fun to use?

I think a Holga is fun to use.

What you like about it?

Shooting with my Holga is a refreshing change from my commercial work, no batteries required! I like it because it is lightweight and easy to carry around, but it gives such a soft, dreamy effect, the results are always a bit of a surprise.



Do you have an anecdote about this camera?

I once took my Holga into the ocean on a catamaran trip... it was easy enough to tread water with and I didn't have to worry too much about it getting wet... I've shared the resulting photo of a rain cloud.

Jamielieferuoco.com

[Fuoco.photography](https://www.instagram.com/Fuoco.photography) on instagram

Beau Photo has one consignment Holga for sale right now for \$55. A few other plastic cameras on consignment right now are a Diana + for \$50 and a Diana F+ for \$80. Dianas are essentially Lomography's version of the Holga. People have been known to get pretty feisty about whether they're team Holga or Diana.

The first plastic camera I ever owned was a green quad lens camera, I liked it because the lenses shot off one after another, so objects moving toward me would get closer and closer with each frame (or alternatively one could shoot something moving away).



We have a few of these in the store, which are both fun colors. One is **deep blue for \$45** and the other is **black with muticolour detailing for \$45**.

The plastic camera I traveled around the UK with was the Lomography Fisheye, I enjoyed the wide angle fish-eye perspective quite a bit, this allowed me to get pictures in narrow spaces, that being said it didn't perform that great in low light, the flash only lit about 3 feet in front of me, but keeping that in mind I still got some great indoor pictures.



We just so happen to have one **Fisheye 2 (with the viewfinder & flash)** for sale on consignment for \$50



The plastic panorama camera that allows you to shoot through the sprockets, I enjoy this camera because I like how it gives my photos an untidy feeling. The camera itself is very light weight and relatively weather proof!

<https://www.beauphoto.com/product/sprocket-rocket-35-mm-panoramic-camera/>



Image from the Sprocket Rocket
©Troch

Random Analogue Thoughts

Marley H.

WIDE NOT????



Fujifilm Instax Wide film is a popular instant film format that fits Fujifilm Instax Wide cameras. It's designed to produce larger prints compared to the Instax Mini film, which I talked about in the July Newsletter, making it suitable for capturing group shots, landscapes, or any situation where you want a wider perspective.

Instax Wide film has its own unique characteristics and appeal. The main strength of the Instax Wide film is that it produces vivid and vibrant colors. The prints have good contrast and saturation, resulting in pleasing and eye-catching

images. However, it's important to note that the image quality of instant film is not on par with any digital or any format of film photography. The prints have a distinct retro, vintage feel, which some people find very cool and appealing.

One of the major advantages of Instax Wide film compared to Instax Mini film is its larger size. The prints measure approximately 3.4 x 4.25 inches (86 x 108 mm), providing a more substantial and detailed image compared to the smaller Instax Mini format. The wide format is great for capturing landscapes, architecture, or any scene that benefits from a wider perspective. It's also ideal for group photos, as it allows more people to be included in the frame.

It's worth noting that instant film can be relatively expensive, especially when compared to any sort of digital photography. Film packs hold 10 shots, and are sold in single or double boxes, so 10 or 20 exposures. The cost per print can add up quickly. It's a good idea to factor in film costs when considering the overall price of using Instax Wide cameras.

Instax Wide film is available in most camera stores and retailers with camera departments, and you can find it here at **Beau Photo - a double pack (20 exposures) is 24.99**

<https://www.beauphoto.com/product/fujifilm-instax-wide-colour-film/>

Like other instant films, Instax Wide film develops within a few minutes after being ejected from the camera. The image gradually appears on the print, and it fully develops within 5-10 minutes. It's important to protect the print from light during this time to prevent overexposure or color shifts. The development process can be fun and exciting, especially if you enjoy the tactile and immediate nature of instant photography.

Instax Wide film allows for creative experimentation. You can write or draw on the white borders surrounding the image, adding a personal touch or additional context to your prints. It is great for parties and events, and people can take the images home with them.

I personally like the Instax Wide film because it offers a larger format and vibrant colors, making it a popular choice for instant film enthusiasts. If you enjoy the unique characteristics and instant gratification of instant film, Instax Wide film can be a fun and creative option. And it's a lot cheaper than the Polaroid instant film.



Beau also stocks the Fujifilm Instax Wide 300 camera. It is a modern, easy to use camera with a flash, auto exposure and macro mode. <https://www.beauphoto.com/product/fujifilm-instax-wide-300-camera/>

There is one in the rental department as well if you just need it for a big event or aren't sure

it's the right camera for you - <https://www.beauphoto.com/rentals/rental-film-cameras/#1463677864561-42e74a69-6c4af317-c40d>

Here are some photos taken with my Fujifilm Instax Wide 300 camera -



WEST END DARKROOM

- Fully equipped black and white darkroom
- Process and print
 - negatives up to 4"x5" and prints up to 16"x20"
- \$48 annual membership fee and \$30 for per 15 hours
 - chemicals included!
- Dedicated members showcase space



Located at the West End
Community Centre

870 Denman Street
Vancouver

darkroom.weps@gmail.com

www.westenddarkroom.ca

*You must be 19+ and have
wet darkroom experience to
join.

Classes are available from
the West End Community
Centre, Emily Carr,
and Langara College.

Scanning Services

Get your prints, negatives, and slides scanned so you can share the images with friends and family.



Do you have boxes and albums full of old photographs? We now offer a scanning service brought to you by Photo Expert Scanning. This great new service is a low cost approach that delivers quality images suitable for printing up to 12x18 inch sized prints.



- All scans are jpg format
- Print scans are all 300 DPI. 600 DPI is available on request
- 35mm scans are 2000 x 3000 pixels.
- With a properly exposed, sharp image, scans can easily be printed to 12 x 18 inches.

www.beauphoto.com/scanning-services

Get 10% off archival products with any scanning order! Ask us for details.

Note: this is not an in-house service and takes approximately two weeks from drop-off to completion.