

July 2023 Newsletter



**Mike tests the new Fujinon XF 8mm f/3.5 R WR
Ultra-Wide lens. Read his thoughts on page 1...**

**BEAU
PHOTO**

Mike reviews the Fujinon XF 8mm f3.5 R WR lens - Profoto and Broncolor introduce new products - The Nikon Z MC 105mm f2.8 VR S is now in Rentals - Used Nikon film cameras - Colour film in stock - The Sprocket Rocket panoramic camera - more...

**Beau Photo Supplies • 1401 W. 8th Ave • Vancouver, BC
www.beauphoto.com • 604.734.7771**

Digital Mike M.

Tested!

Fujinon XF 8mm f/3.5 R WR Ultra-Wide
(NEW - \$1,080)



While in Victoria on recent week long vacation, I had the opportunity to test out Fujifilm's widest X-System prime lens yet, the [Fujinon XF 8mm f/3.5 R WR](#). It was a preproduction lens, and supplied to me without a hood, but it still performed admirably! For the full review, with numerous sample images, please see here: [Tested! Fujinon XF 8mm f/3.5 R WR – Beau Photo Supplies Inc.](#)




Fujifilm X-Pro 2 body w/ Fujinon XF 8mm f/3.5 R WR Ultra-Wide lens

In summary...

- Great build quality
- Flare resistant
- Generally very sharp across the frame, even wide open, with excellent corners by f/5.6

- Surprisingly low vignetting
- Compact and light
- Has some barrel distortion and chromatic aberration, both of which are auto-corrected in most raw converters. Despite required software correction, image quality remains on a very high level.
- Consistent colour from corner to corner, far better than the Laowa Zero-D 9mm f/2.8 for example.



I was actually quite surprised at how well the new XF 8mm f/3.5 R WR performed. Given its compact dimensions and ambitious focal length, I was not expecting it to perform as well as it did. In the end, despite a few minor flaws, when you consider all aspects of its performance, I personally feel that it is overall a better

lens than the Laowa 9mm f/2.8 (which I own as well). Fujifilm did an excellent job in my view, balancing size, weight, cost and optical performance. It's likely that I'll eventually replace my Laowa 9mm with the new Fujinon XF 8mm f/3.5 R WR. I definitely recommend this lens if you are looking for an extremely wide-angle rectilinear prime lens for your Fujifilm kit!

Rebates and Sales...

Canon

Canon's generous 50th Anniversary specials continue into July, but end on the 6th. If you haven't yet taken advantage, there are still a few days! This blog posting details them: <https://www.beauphoto.com/ongoing-rebates-canfujnikson/>

Then, from July 7th until the 27th, there are some new rebates. The cash-back program, promo poster and such are gone, but some very nice rebates remain as follows...

EOS 5D Mark IV Body - \$3,099 (reg. \$3,299)

EOS 6D Mark II Body - \$1,799 (reg. \$1,899)

EF 35mm f/1.4L II - \$2,499 (reg. \$2,699)

imagePROGRAF **Canon** PRO-1000



- Vibrant colour & gorgeous B&W prints up to 17x25"
- Long-lasting LUCIA PRO pigment inks
- Chroma Optimizer for exceptional glossy prints
- Print quality that your images deserve!

ON SALE at \$1,399 WAS \$1,599



Promo pricing runs from July 7th to July 27th, 2023.

EF 50mm f/1.2L - \$1,799 (reg. \$1,899)
EF 85mm f/1.4L IS - \$1,999 (reg. \$2,099)
EF 85mm f/1.8 - \$599 (reg. \$669)
EF 100mm f/2.8L IS Macro - \$1,499 (reg. \$1,699)

EF 24-105mm f/4L IS II - \$1,649 (reg. \$1,749)
EF 70-200mm f/4L IS II - \$1,799 (reg. \$1,999)
EF 100-400mm f/4.5-5.6L IS II - \$2,699 (reg. \$2,999)

EOS R5 Body - \$4,799 (reg. \$5,299)
EOS R6 Mark II Body - \$3,199 (reg. \$3,299)
EOS R Body - \$1,949 (reg. \$2,399)
EOS R7 Body - \$1,799 (reg. \$1,999)

RF 35mm f/1.8 IS Macro - \$599 (reg. \$649)
RF 50mm f/1.8 STM - \$249 (reg. \$269)
RF 50mm f/1.2L - \$2,799 (reg. \$2,999)
RF 85mm f/2 IS Macro - \$749 (reg. \$849)
RF 100mm f/2.8L IS Macro - \$1,749 (reg. \$1,799)
RF 600mm f/11 IS - \$999 (reg. \$1,099)
RF 800mm f/11 IS - \$1,099 (reg. \$1,399)

RF 15-35mm f/2.8L IS - \$2,799 (reg. \$2,999)
RF 100-500mm f/4.5-7.1L IS - \$3,699 (reg. \$3,849)

PRO-300 13" Printer - \$1,099 (reg. \$1,249)
PRO-1000 17" Printer - \$1,399 (reg. \$1,599)



EF 70-200mm f/2.8L IS III - \$2,499
(reg. \$2,799)



EOS R3 Body - \$7,499 (reg. \$7,999)

Fujifilm

We still have **CLEARANCE** pricing on the X-T4, since it has been officially discontinued. Note that we only have one of each left and when they are gone, they are gone!

Fujifilm X-T4 Body - **\$2,099** (was \$2,300)



Fujifilm X-T4 Kit w/XF18-55mm f/2.8-4 OIS - \$2,619 (was \$2,840)

FUJIFILM
X | GFX

SAMPLE OFFERS
FUJIFILM GFX100S Body
SAVE: \$375
WAS: \$7,800
NOW: \$7,425
FUJINON GF32-64mmF4
R LM WR Lens
SAVE: \$600
WAS: \$3,100
NOW: \$2,500

Photo © 2022 Ryan Tuttle

SAVE UP TO \$755

ON FUJIFILM GFX100S DIGITAL CAMERA BODY AND ON SELECT FUJINON GF LENS PRODUCTS

MAY 1 - JULY 23, 2023

BEAU
PHOTO

Take advantage of great GFX savings at Beau Photo!

Find out more visit www.fujifilm-x.com/en-ca/promotions

FUJIFILM GFX100S camera body & FUJINON GF lens product savings and promotional offer is effective on purchases made May 1, 2023 through July 23, 2023 or while dealer supplies last. Note that this promotional offer may not be combined with any other promotional offers that may be running at the same time relating to the same product. Not applicable to any rain check or back orders. Offer valid on product specified only. No product substitutions are permitted. Promotional offer details may vary by dealer; see dealer for product pricing and offer terms and limitations. Prices specified in these materials are suggested retail prices. Actual retailing selling prices may vary and are determined by FUJIFILM dealer at the time of sale. Price excludes value added taxes and any applicable dealer charges. Offer void where prohibited.

FUJIFILM and FUJINON are trademarks of FUJIFILM Corporation and its affiliates.

© 2023 FUJIFILM Canada Inc. and its affiliates. All rights reserved.



For more information visit
www.fujifilm-x.com/en-ca/promotions
Or scan the QR Code Above.

There are lots of GFX rebates again that continue until July 23rd...

GFX 50S II Body - \$4,325 (reg. \$5,000)

GFX 50S II Kit w/35-70mm - \$4,950 (reg. \$5,625)

GF 50mm f/3.5 R LM WR - \$1,000 (reg. \$1,350)

GF 110mm f/2 R LM WR - \$3,025 (reg. \$3,780)

GF 45-100mm f/4 R LM OIS WR - \$2,500 (reg. \$3,100)

GF 100-200mm f/5.6 R LM OIS WR - \$2,150 (reg. \$2,700)



GFX 100S Body - \$7,425
(reg. \$7,800)



GF 35-70mm f/4.5-5.6 WR
\$675 (reg. \$1,250)



GF 80mm f/1.7 R WR
\$2,500 (reg. \$2,990)



GF 32-64mm f/4 R LM WR
\$2,500 (reg. \$3,100)

Nikon

It's a quiet time for Nikon promos once again, with mostly bundle rebates running from June 30th until August 10th, 2023 as follows...

Nikkor Z 24-70mm f/4S - \$800 (reg. \$1,299)

- Save \$499 when bought with Z5 body only

Nikkor Z 17-28mm f/2.8 - \$1,499 (reg. \$1,599)

- Save \$200 when bought with any full-frame Z-series body

Nikkor Z 28-75mm f/2.8 - \$1,199 (reg. \$1,499)

- Save \$200 when bought with any full-frame Z-series body

Nikon FTZ II lens Adapter - \$199 (reg. \$329)

- Save \$130 when bought with any Z-series body

Nikkor AF-S 24-120mm f/4G VR - \$1,100 (reg. \$1,449)

- Save \$349 when bought with a D850 body



Nikkor Z 24-120mm f/4S - \$1,299
(reg. \$1,499)
- Save \$200 when bought with
any full-frame Z-series body



Ignite your passion.



Nikon Z: incredibly capable mirrorless bodies with a wide array of compact Nikkor zooms and high quality f/1.8 primes! A Nikon Z kit is the perfect companion for all your outdoor adventures this summer, keeping your camera bag light without sacrificing performance!

High quality, lightweight primes and zooms



NIKKOR Z
24mm f/1.8 S

IMMERSIVE STORYTELLING

Bright, sharp wide angle prime lens with captivating resolution and bokeh.



NIKKOR Z
35mm f/1.8 S

THINK WIDE

Fast wide-angle prime with a classic angle of view, reinvented for the Z Mount system.



NIKKOR Z
50mm f/1.8 S

ICONIC VIEWS

Iconic fast prime with new levels of sharpness and depth-of-field control.



NIKKOR Z
85mm f/1.8 S

INSPIRING PORTRAITS

Flattering portrait lens with breathtaking resolution and stunning bokeh.



NIKKOR Z
14-30mm f/4 S

WIDER POSSIBILITIES

Compact ultra-wide zoom for scenic photography with frame-filling sharpness.



NIKKOR Z
24-70mm f/4 S

FAR FROM STANDARD

Photo and video powerhouse covering the sweet spot of the focal length range.

Sony

Sony will have a brief rebate period for one week, starting on July 7th and ending on July 13th, 2023...

A7 III Body - \$2,099 (reg. \$2,599)

A7 IV Body - \$3,099 (reg. \$3,199)

A7R III Body - \$2,799 (reg. \$2,999)

FE 14mm f/1.8 G Master - \$1,999

(reg. \$2,099)

FE 20mm f/1.8 - \$1,099 (reg. \$1,199)

FE 24mm f/1.4 G Master - \$1,799

(reg. \$1,899)

FE 35mm f/1.8 - \$699 (reg. \$799)

FE 35mm f/1.4 GM - \$1,799 (reg. \$1,899)

FE 50mm f/1.8 - \$299 (reg. \$349)

FE 50mm f/1.2 G Master - \$2,499 (reg. \$2,599)

Sony/Zeiss 55mm f/1.8 - \$1,149 (reg. \$1,249)

FE 85mm f/1.8 - \$749 (reg. \$799)

FE 90mm f/2.8 OSS Macro - \$1,399 (reg. \$1,499)

FE 12-24mm f/2.8 G Master - \$3,899 (reg. \$3,999)

FE 24-105mm f/4 OSS - \$1,649 (reg. \$1,749)

FE 24-240mm f/3.5-6.3 OSS - \$1,299 (reg. \$1,399)

FE 100-400mm G Master - \$3,299 (reg. \$3,399)

FE 200-600mm OSS - \$2,499 (reg. \$2,599)

HVL-F46RM Flash Unit - \$519 (reg. \$599)



A7R IV Body - \$3,999
(reg. \$4,199)



FE 16-35mm f/2.8 G Master - \$2,799
(reg. \$2,999)



FE 70-200mm f/4 OSS - \$1,499 (reg. \$1,799)



FE 85mm f/1.4 G Master - \$2,299
(reg. \$2,399)

Lighting and Studio

Ken S.

Profoto Introduces Another New Product.



Enter the Profoto Soft Zoom Reflector. Go from soft to hard light and everything in between. In the past, some professionals have lamented that Profoto has abandoned the pro photographer, but nothing could be further from the truth. With the introduction of the Pro 11 pack earlier this year and now the Soft Zoom Reflector 120 and 180, the pro photographers are being looked after.

The Profoto Soft Zoom Reflector is a truly multifaceted tool that offers you endless creative possibilities in just a single modifier. With its flexible design, the Soft Zoom Reflector can create a range of light from soft to hard, allowing you to achieve your desired lighting effect with ease.

The easy-to-operate design and the lightweight Zoom Rod give you consistent results every time, whether you are using a flat front monolight or the Profoto ProHead. They are made from high-quality materials and fabrics and are built to withstand constant every day use, making it perfect for fast-paced studio environments. There are also optional accessories like grids and diffusers that will expand your creative options even more.

The Soft Zoom Reflector is available in two sizes, 180 cm (6') and 120 cm (4'). Both sizes come with a custom-made carrying case that fits the reflector and zoom rod, ensuring that it is always protected and ready to use.

Profoto Soft Zoom Reflector 120 Kit - \$3369.00

Profoto Soft Zoom Reflector 180 kit - \$3995.00

Instant Rebates on Profoto B10X and B10X Plus



**Save on these Profoto lights until July 30th.
Ask us for details.**

Cat #	Product Description	Instant Rebate
901192	Profoto B10X	\$400
901194	Profoto B10X Duo Kit	\$800
901193	Profoto B10X Plus	\$400
901195	Profoto B10X Plus Duo Kit	\$800

Broncolor introduces the Santos and Pulso L



After five years of meticulous development, Broncolor is thrilled to unveil this game-changing lighting combo. Prepare to experience unrivaled flexibility, efficiency, and convenience both in the studio and on location. From exceptional color accuracy to the cutting-edge Dual Power Management system, Santos and Pulso L redefine the possibilities in professional photography.

Santos is the latest power pack that offers complete control over your lighting setup. With features such as asymmetrical power distribution, colour temperature control, bicolour modeling light, and high-speed sync (HSS), Santos allows for precise and customizable lighting for even the most complex projects. The Dual Power Management system ensures that the necessary power is provided at the right moment, whether in the studio or on-location. On both versions, 3200 J and 1600 J, you can control your lights on three channels and with the Dual Power Management this new generation of power packs will never let you down.

All the details can be found here: <https://www.broncolor.ca/product/satos/>

The Pulso L lamp is the perfect sparring partner for Santos and enables the highest level of operating convenience through bidirectional communication between the lamp and power pack. All regular settings can be made on the lamp and are synchronized with the system in real time. The UE experts involved in the project placed the greatest emphasis on increasing the everyday usability of a certain function or feature, such as operating the lamp in flash, continuous or mixed mode as well as communication link between all active components in the system.

Need to know more? Go to: <https://www.broncolor.ca/product/pulso-l/>

Hidden Treasures in Used

Used DJI Mavic Air with Fly More Combo

The DJI Mavic Air is a versatile drone that provides users with the perfect balance of performance, size, and price. The Mavic Air is designed to be as user-friendly

as possible so drone pilots of all levels from beginners to experienced drone enthusiasts can all take to the skies with ease. With its flight features and shooting modes, enhanced safety features, and advanced drone technology, the Mavic Air proves that when it comes to any aerial endeavor, the sky is the limit.

Used DJI Mavic Air in excellent condition.

Comes with 3 batteries and a travel bag - \$500.00

Specs can be found here: <https://www.dji.com/ca/mavic-air/info#specs>



Used Dedolight DT150 pack w/3 DLH2 heads - \$1800.00.

This Used Dedolight kit is a constant light, that is great for tabletop work such as food photography or still life photography. Has some amount of zoom control. Comes with an 85mm spot lens and a Lightware case.



SEAN LEBLANC
SEAN LEBLANC
SEAN LEBLANC
SEAN LEBLANC



NIKON AMBASSADOR
CANADA



Composing Bold and Beautiful Portraiture

WHERE
THE —
MAYER
STUDIO™

WHEN
JULY 24
6PM
to 8PM



Join Nikon Ambassador, multi-award-winning photographer Sean LeBlanc, for a behind-the-scenes look at creating masterful studio portraiture. Sean will share his workflow to create bold, dramatic portraiture from initial inspiration to clicking the shutter button on his Nikon Z 8.

Learn how to work with light creatively, find killer compositions and elicit natural-looking moments to create the ultimate studio portraiture.

Sean will present the concepts in a concise, easy-to-follow format and offer an in-depth, hands-on live demonstration.

Presented by:



SPACE IS LIMITED!

REGISTER NOW

Rentals

Jason K.

NEW Nikon Z MC 105mm f2.8 VR S - Now in Rentals

A few weeks ago, the nice Purolator man delivered a box into my hands. What was in the box, you ask? Well, it was another box containing a new [Nikon Z MC 105mm f2.8 VR S lens](#)! Nikon's latest macro lens for the Z mirrorless system, and it's a beauty! With a 1:1 reproduction ratio at 11.4" in front of the lens, you can take super close up images to reveal hidden worlds and details of objects that you would otherwise not see. The Z 105mm f2.8 lens will also double as an amazing portrait lens with its f2.8 aperture to isolate your subject from the background, and its 9 rounded blade diaphragm. The lens features one L-Fn button and also a control ring that can be customized. A focus limiter switch and an auto focus/manual focus switch can also be found on the lens barrel. There is also an OLED screen on top of the lens barrel that displays helpful information such as aperture, focusing distance and depth of field. **\$40/Day or Weekend.**

Nikon Z9 + Nikon Z MC 105mm f2.8 VR S

1/400 sec, f7.1, 1000 ISO

Nikon Z9 +

Nikon Z MC 105mm f2.8 VR S

1/400 sec, f3.2, 800 ISO



Don't forget about our try before you buy program! Try something out that is available in our rental department before you decide to buy. If you love it and decide to buy one within 30 days, you can receive up to two days off of the rental cost as a credit toward the purchase. Ask us for more details and if restrictions apply.



Nikon Z9 + Nikon Z MC 105mm f2.8 VR S - 1/250 sec, f3.5, 800 ISO

Nikon Z9 + Nikon Z MC 105mm f2.8 VR S - 1/2500 sec, f3.2, 100 ISO



Camera Thoughts

Boris R.



A Case for Nikon

As our customers pass through our store, I find myself studying what catches their eye. Of course our case of goddess Leicas. And everybody always comments on the Rolleiflex Aurum before sauntering over to the beefy Baldas. And there was that week of Braun Paxettes. A few take a gander inside the free bin, and all ignore the boxy Brownies. Questions are asked, usually about the Canon AE-1 "Do you have it in stock?" On occasion, the Pentax K1000 is desired.

A wide glass counter for film cameras rests facing the fridges. Ranging right to left towards the DISPLAY ONLY sign sit the Asahi Pentaxes, Konica Auto Reflexes, Contaxes,

Ricohs, Minolta SRTs, Canon EFs & FTs, all with an assortment of lenses in between. All of these are noble pursuits. I, however, want to make a case for you to visit our often neglected, hidden ... glass Nikon case.

Now that I think of it, we might need to put a BIG "Neon" Sign on it. How will you know if you don't see the case? People always forget we have a Nikon case, full of goodies that aren't always noticed. I know because new customers tell me "I didn't know you have a Nikon case". Ah, we sure do, a top shelf full of sturdy Nikkormats



that will survive an apocalypse with their simple and sturdy builds, designed for the consumer, all accepting Nikon's F-mount lenses. Many are selling for under \$200. There is a Nikkormat FT N selling for only one hundred bucks! Below, on the second and third shelves are a treasure trove of pre-Ai, Ai, and Ai-s lenses, of all focal

lengths. If you own an F Series, you're bound to find the lenses you have been looking for.

Nikon built things to last. And I want my camera to be a rugged, trustworthy mate. Currently, we also have the Nikon F3 on sale for \$450, as well as its price compromise, the Nikon N2000 with a w/ Series E 50mm f1.8, on sale for \$180. Both are battery-powered, with the F3 being arguably Nikon's lightest pro-SLR, remaining in production for over twenty-one years. The Nikon N2000 was Nikon's first internal, automatic film winding camera. Do stop by and find the case, you will be pleasantly surprised.

And as of this writing, we have indeed tagged our case with the banner: Nikon Used Film Cameras!



Nikon FT - \$100



Nikon F3 with an MD-4 Motor Drive - \$450



Nikon N2000 w/ Series E 50mm f1.8 - \$180



Nikkormat FT N body - \$100

Cameras and Things

Mark S.

Colour Film at Beau

Last summer, I wrote a blog post about how colour film was hard to find. With Kodak's lack of available colour film being a strong topic of discussion last year, this year our fridge has been as full as ever!

With the influx of new customers looking to get into film, I wanted to go over the basics and answer the ever popular question: what's the difference between all the films you carry?

Here's a rundown of all of the C41 and E6 film we have in stock...

Kodak



Kodak Gold 200 (35mm: \$15.28, 120: 21.66 - C41) – Strong bronzes & gold tones. Cheap and cheerful, and perfect for summer!

Kodak Ultramax 400 (35mm: \$17.57 - C41) – All purpose & versatile with saturated colours. Cheap and cheerful, but brighter!

Kodak Ektar 100 (35mm: \$26.81, 120: \$26.19 - C41) – A personal favourite with super fine grain, strong warm tones and very vivid colours. One of the best films for golden hour.

Kodak Portra 160 (35mm: \$25.81, 120: \$26.42 - C41) – Extremely fine grain, wide exposure latitude and low contrast. Accurate skin tones make the film perfect for portraits.

Kodak Portra 400 (35mm: \$29.62, 120: \$28.58 - C41) – Pleasing warm skin tones, fine grain. Wide exposure latitude makes the film excellent for overexposing.

Kodak Portra 800 (35mm: \$32.87, 120: \$35.54 - C41) – Essentially Portra 400 but more grain, stronger greens, and 800 ASA.

Kodak Ektachrome 100 (120: \$36.95 - E6) – Daylight balanced slide film with a strong blue cast in the shadows. Fine grain, vivid colours but barely any exposure latitude.

Fujifilm

Fujifilm 200 (35mm: \$15.99, \$31.95/Pack of 3 - C41) – Basically Gold 200

Fujifilm 400 (35mm: \$17.50 - C41) – Basically Ultramax 400



Velvia 50 (35mm: \$26.60 – E6) – Very saturated colours with a strong contrast. Favours saturated reds.

Velvia 100 (35mm: \$26.60 – E6) – Newer emulsion with a strong magenta cast and brighter highlights. Maintains saturated colours and strong contrast like its 50 equivalent.

Lomography

Lomography 400 (35mm: \$22.80 - C41) – Strong contrast & saturated colours.

Similar to Ultramax 400

Lomography 800 (35mm: \$28.56 - C41) – Another personal favourite with fine, yet present grain. Slightly cooler than Kodak films with deeper blues and greens, but maintains pleasing skin tones.



LomoChrome Purple (35mm: \$22.23, 120: \$24.95 - C41)
Creative colour negative film where blue becomes green, green becomes purple, yellow becomes pink.

LomoChrome Turquoise (35mm: \$22.23 - C41) - Deep blues, bold oranges, rich emeralds, lush purples

LomoChrome Trio Pack – Metropolis, Turquoise, Purple (35mm: \$65.39, C41) A fun mixture of Lomography's funnest films!



Flic Film

Flic Film Chrome 100 (35mm: \$20.50 – E6) – Respooped Kodak Ektachrome.

Flic Film Elektra 100 (35mm: \$14.60 – C41) – Beautiful pastel colours with bright reds and blues.

Read more about the colour films we carry on our website - <https://www.beauphoto.com/product-category/film-and-darkroom/colour-film-and-paper/>

All Analogue

Nicole L.D.

Customer Spotlight #2

Because I think the regular customers are the best part of this job, I thought I'd start badgering them into sharing some of their favourite film cameras, and thus the "Customer Spotlight" was born.

This month Bob was kind enough to share a few thoughts about one of his more favoured cameras.

A camera you think is fun to use?

Wow, where do I start? Certain cameras I feel so blessed and privileged to use – are also fun because of their nostalgic value such as the Canon AE-1 program, then a couple of other Canons and a few Nikons . Of all my small format cameras, the Canon AE-1 Program was the first serious step into my photographic journey. I remember going with my dad into the local Credit Union where he agreed to co-sign a loan for me so that I could buy a camera. At the time, the AE-1 Program had just come out and the store didn't have a lot of selection, so that was the one I chose. And then after some time, my mother, unbeknownst to me at the time, paid off the balance for me, gotta be grateful for supportive parents.



I had a lot of fun using that camera, and developing my photographic technique and visual voice. As I grew as a photographer, my desire for gear to help me make other types of images was realized only many years later when I was working full-time and could afford to enter the wonderful world of large format photography. I suppose if I had

to select a desert island camera it would probably be my Toyo 45 A II, which is a true joy to use because it is NOT easy, that's correct, it is a camera that demands a certain discipline to technique and routine – for myself I find fun in the challenge. However, large format photography is not an exclusive form of imaging, it just takes

a bit more care to a consistent routine, which with practice, can become feasible for many folks. Oh, and one more thing, you need a strong back because you're carrying not just a camera body, but all the accessories, so for instance my camera pack weighs about 11 Kg., but that doesn't bother me too much.

I remember when purchasing the Toyo brand new as a kit, it was quite an experience and then the sales clerk explaining to me how to load film ... in Japanese. Well, I took as much as I could from the kind explanation and proceeded cautiously, along with periodic visits to the camera store in Osaka when the camera rep was there to promote products and help with technique. Actually that is where I learned about the unique rotating back to make interesting images with the Toyo.



After practicing film photography for many years, one observation I have made is that to become a proficient photographer it takes persistent practice – don't throw in the towel – get help, and today unlike the past, there is a plethora of avenues one can turn to for assistance. For example you can contact the knowledgeable people at BEAU PHOTO, online videos, or photography clubs may be of some assistance. Whatever photographic format you find resonates with you, i.e small (35mm), medium (120), or large (4x5 ...) format, it should be fun and it can be fun.

For example when out on a photo-walk it is exciting to see what other cameras people are using and to share camaraderie around a common interest and build your network of fellow photographers who may be able to help with some of your questions or at least provide an opinion. At any rate, sharing the passion for analogue photography is a great privilege and at some point – I feel is a responsibility to assist the next generation.

What you like about it ?

When it comes to large format photography I especially like looking at large format reversal film or black & white negatives upon my light table, so much minute detail when I get everything just right (doesn't happen all the time). I also like the fact that it is a slow, methodical process and in a world that wants everything "yesterday"

and moving at Mach 1.0, I find it quite therapeutic to take my time and deliberately invest in fine-tuning my photographic skill set. By the way, I also find my time in the darkroom to be a therapeutic process. As a photographic artist I consider myself to still be a work in progress, and large format photography and working with reversal film keeps challenging me to improve. Now, because of its slow nature you may find that large format photography is not suited to many other forms such as sports, street, or wherever quick response and mobility are essential to the event. On the other hand, large format photography is best suited to genres such as landscape/nature and architectural photography.



Regarding my particular camera I also like the fact that I do not need to physically remove the film back to change from vertical to horizontal – as my version has a smooth rotating back through 360° of motion. And finally batteries are not required to operate the camera itself.

Do you have an anecdote about a camera?

At one point I thought I would try a different brand of camera, the Chamonix, which was lighter, being of a wooden construction unlike the Toyo that is metal. Soon after I got the new camera, I realized I had made a big mistake, although it was lighter, and seemed like a very good camera, I missed the features of my old Toyo and for me, I also realized that weight wasn't an issue. So, I got rid of the Chamonix (practically brand new) and found a used Toyo 45 A II that was in pretty good shape. I've never looked back although I still regret parting with my new Toyo.

These days I would really like to try out a Gibellini 4x5 camera and the accompanying accessories or a 6x17 panorama back for my Toyo camera.

Instagram: [@foto.bob](https://www.instagram.com/foto.bob)



A few of the 4x5 cameras we have in stock right now are:



Wisner Technical Field 4x5 w/ Rodestock 240mm f9 and a 90mm f6.8 lens for \$3200.00

<https://www.beauphoto.com/product/used-wisner-technical-field-w-rodenstock-240mm-f9-90mm-f6-8-steinheil-135mm-f4-5-bag-bellows/>



K.B Canham 4x5 / 5x7 View Camera for \$3800.00

<https://www.beauphoto.com/product/used-k-b-canham-4x5-5x7-view-camera/>



Tachihara-Hope 4x5 Rose Wood Camera w/ Nikkor-W 150mm f5.6 lens for \$1300.00

<https://www.beauphoto.com/product/used-tachihara-hope-4x5-rose-wood-camera-w-nikkor-w-150mm-f5-6-lens/>



Toyo Robos Large Format Camera for \$1500.00

<https://www.beauphoto.com/product/toyo-robos-large-format-camera/>

Random Analogue Thoughts

Marley H.

Want to Shoot Panoramic
Photos But Don't Want to
Spend \$10000?

The Sprocket Rocket Is A
Fun Camera For You!



The Lomography Sprocket Rocket is a unique and fun film camera that allows you to capture panoramic photos that include the sprocket holes on the edge of 35mm film, visible on the final image. Here are my thoughts on the camera...

The Sprocket Rocket features a plastic body that feels sturdy and well-made. The camera has a retro design that is reminiscent of old film cameras. It comes in a variety of colors, so you can choose one that suits your style, however the only color we have here at Beau Photo is the black, which is going for \$99.00.

<https://www.beauphoto.com/product/sprocket-rocket-35-mm-panoramic-camera/>

The camera features a wide-angle lens that captures a 106-degree field of view, which allows you to capture awesome panoramic shots. The camera also has two shutter settings (1/100s and Bulb) and two aperture settings (f/10.8 and f/16) that give you a degree of control over exposure. The camera has a hot shoe for attaching a flash, and it also has a tripod mount for more stable shots.

The Sprocket Rocket is easy to use, and it is great for beginners who want to experiment with film photography. The camera is entirely manual, so you need to set the shutter speed and aperture yourself, but the camera has a handy exposure guide to help you get the right settings. It also has a built-in leveler that helps you level the camera when shooting panoramas.

This camera produces unique and interesting images with a distinct analog look. The image covers the sprocket holes on the film, which adds an extra layer of coolness to the final result. The wide-angle lens produces decently sharp images with good color reproduction, but there is some distortion at the edges of the frame.

Overall, the Lomography Sprocket Rocket is a fun and unique camera that can



produce interesting panoramic images with a retro look. It is easy to use and great for beginners who want to experiment with film photography.

Sprocket Rocket 35 mm Panoramic Camera - \$99

<https://www.beauphoto.com/product/sprocket-rocket-35-mm-panoramic-camera/>

Here are some of my photos taken with the sprocket rocket with Ilford Delta 100. I had some light leaks/streaks that are likely due to shooting into the sun.



Albums and Presentation Products

Meghan S.

Prestax Peel and Stick Mount Board Discontinued



We are sad to announce that the Prestax mount boards are no longer available. This peel and stick heavy cardboard was great for mounting photos on to frame or to give to a client. We have a small amount of stock left in the 8x10, 16x20 in both medium and heavy weight, and 20x24 size boards. However, we are completely out of the 11x14 boards and will not be getting any more. If you are in need of any of what we have left, please contact us right away before it is all gone!

<https://www.beauphoto.com/product/prestax-adhesive-mount-board-peel-and-stick/>

Archival Storage

We have just placed an order for the archival products we carry so if you've been noticing lately that the shelves are looking a little bare, this will change soon. We stock archival quality papers, tissue, storage boxes and more. These are a good option for long term storage of your prints and negatives, as well as family albums and other items you want to preserve. Some of the boxes look good enough that they could also be used for presenting prints to clients. If you missed our recent blog posts about archiving your images you can find them on our website. Boris wrote about his thoughts on preserving his memories and life events - <https://www.beauphoto.com/boris/> and Kathy wrote about practical techniques for print and negative storage - <https://www.beauphoto.com/preserving-your-photographs/>



WEST END DARKROOM

- Fully equipped black and white darkroom
- Process and print
 - negatives up to 4"x5" and prints up to 16"x20"
- \$48 annual membership fee and \$30 for per 15 hours
 - chemicals included!
- Dedicated members showcase space



Located at the West End
Community Centre

870 Denman Street
Vancouver

darkroom.weeps@gmail.com


www.westenddarkroom.ca

*You must be 19+ and have
wet darkroom experience to
join.

Classes are available from
the West End Community
Centre, Emily Carr,
and Langara College.



OFFICE SPACE FOR RENT



Office space is now available to rent at Crane Studios in East Vancouver. Large windows throughout the 216 sq ft office bring in plenty of natural light and allow for gorgeous views of the mountains. The 2500 sq ft studio space is buzzing with creative energy and is the perfect place to feel inspired.

Dedicated Desk from **\$500**
Private Office Space from **\$1200**

For more details contact
info@cranestudios.com
778-994-3916

Scanning Services

Get your prints, negatives, and slides scanned so you can share the images with friends and family.



Do you have boxes and albums full of old photographs? We now offer a scanning service brought to you by Photo Expert Scanning. This great new service is a low cost approach that delivers quality images suitable for printing up to 12x18 inch sized prints.



- All scans are jpg format
- Print scans are all 300 DPI. 600 DPI is available on request
- 35mm scans are 2000 x 3000 pixels.
- With a properly exposed, sharp image, scans can easily be printed to 12 x 18 inches.

www.beauphoto.com/scanning-services

Get 10% off archival products with any scanning order! Ask us for details.

Note: this is not an in-house service and takes approximately two weeks from drop-off to completion.