



October 2022 Newsletter


BEAU
PHOTO

New from Fujifilm - New Profoto Accessories - Sennheiser Promotion, Buy an MKE 600 and get an MKE 200 free - Large Format Cameras - New in Rentals - The Fujifilm X-H2S - FlicFilm Electra 100 Colour Negative Film Rare Film Cameras in Used! - What's in Mark's Camera Bag? - more...

Beau Photo Supplies • 1401 W. 8th Ave • Vancouver, BC
www.beauphoto.com • 604.734.7771

 Beau Photo

 @beauphotostore

 beauphotostore

Digital Mike M.

September 2022 Fujifilm X-Summit - New Products!



New! Fujifilm X-H2 Body - \$2,550

In mid September, Fujifilm had another “X-Summit” and announced a number of new products. First on the list is the new [X-H2 body](#)! No, not the X-H2S... but just an X-H2. What are the differences you might ask? Well, instead of a stacked CMOS 26MP X-Trans sensor, it is now a BSI CMOS 40 megapixel X-Trans sensor. Yes indeed, a 40MP APS-C camera - wow! The X-H2S is \$3,200, so you are likely wondering... how much for a 40MP

model?! Would you believe it’s less expensive? **Yep, the new camera is only \$2,550, despite all those extra megapixels.** Indeed, the stacked sensor used in the X-H2S is very difficult and expensive to manufacture, and the regular BSI CMOS sensor is a fair bit cheaper. The readout speeds of the stacked sensor are **way** higher than the non-stacked 40MP sensor though, so there are a number of things the X-H2S is better at... namely anything to do with speed.

The X-H2S can shoot its full sensor at 40 fps with AF tracking. The X-H2 can only manage 15 fps, although that is with its very quiet mechanical shutter. You can shoot up to 20 fps on the X-H2 with electronic shutter, but that will be with a 1.29x crop factor. Rolling shutter distortion is class leadingly low on the X-H2S, but is far more apparent on the X-H2, so for electronic shutter shots with movement, or for fast panning or movement during video for example, the X-H2S would be the better choice. That said, you can shoot 8K video on the X-H2, but only up to 30p. In terms of AF performance, the much faster sensor readout on the X-H2S almost certainly means it will be a bit more effective at tracking fast moving subjects, but even so, the X-H2S has all of the same subject tracking and AF tweaking features that the X-H2S has, so I expect it will still be a very solid improvement over the X-T4.

Apart from an obvious big increase in resolution and the ability to record 8K video, the X-H2 improves on the X-H2S in a few more ways. Fujifilm has said that static subject AF accuracy is potentially higher in the X-H2, due to its substantial

increase in the number of phase-detect AF pixels on the sensor. And if 40MP weren't enough, Fujifilm has actually added a sensor-shift multi-shot mode to give you a whopping 160 megapixel image! It will be intriguing to see how well Fujifilm's lenses hold up to that sort of insane effective pixel-density! Of course you will need to be using a tripod and shooting a scene which is pretty much utterly devoid of any sort of movement, otherwise you will be getting some strange artifacts in the stitched images.

What I have seen from some online sample images, is that at 40MP, many Fujinon lenses can be extremely sharp indeed, especially ones like the newer XF 18mm f/1.4, XF 33mm f/1.4 or the brand new XF 56mm f/1.2 R WR (more on that below). Many other samples I've seen from some older lenses were still convincingly sharp too. As far as overall functionality, ergonomics, memory card compatibility and more, the X-H2 is basically exactly like the X-H2S. This means someone could invest in both cameras, and have one extremely high speed camera for the very fastest shooting and AF performance, then a second camera with a very high resolution sensor for those times when speed is not so critical, and both will handle exactly the same way. This means a smooth transition from one camera to the other, which can be a huge benefit for a working pro.

The X-H2 should have just started shipping as you read this! Unlike the X-H2S, there is a kit available, so an X-H2 with the XF 16-80mm f/4R OIS WR is available for \$3,200, the same price as the body-only X-H2S. For more info on this new camera, please feel free to call us and ask!

[Fujifilm X-H2 body](#) - \$2550

[Fujifilm X-H2 with the XF 16-80mm f/4R OIS WR](#) - \$3200

X-H2S Preview Update...

I need to add one bit of clarification on my original X-H2S preview: I had been told early on by someone from Fujifilm, that the dynamic range of the X-H2S was going to be significantly better than the previous generation, like the X-T4, and I mistakenly made the assumption that was for raw photos. It turns out they had been referring to video dynamic range, and not raw sensor dynamic range. In fact, the X-H2S apparently has ever so slightly worse raw sensor dynamic range than the X-T4, and while the difference is very slight, it is most certainly not better, which is what I had implied. Sorry for the confusion! We shall see how the X-H2 does in that regard, but with the much higher megapixel count and resulting smaller physical pixel size, I don't expect to really see an improvement either. That said, the higher resolution might end up making any shadow-lifting induced noise finer and less noticeable,



Fujifilm X-H2 Body
kit package shown with
XF 16-80mm f/4 R OIS WR



Fujinon XF 56mm f/1.2 R WR



Fujinon GF 20-35mm f/4 R WR

September 2022 X-Summit New Products

Buy these exciting new
Fujifilm products at
Beau Photo Supplies!

FUJIFILM

X | GFX

so who knows, there is still a chance that for any given size print or reproduction, the useable dynamic range could end up being slightly better than one would otherwise expect? Being primarily a "landscape guy", I am most certainly excited to put a production X-H2 through its paces to see how resolution, dynamic range, and high ISO performance interact, in addition to testing out the crazy 160MP multi-shot mode!



New! Fujinon XF 56mm f/1.2 R WR - \$1,275

Also announced during the September event was a replacement for the original XF 56mm f/1.2... and in some ways, you might also consider it a replacement for the XF 56mm f/1.2 APD as well. The APD version was a lot more expensive (\$670 more to be exact) and added an apodization filter to help smooth out the out-of-focus areas... improve the bokeh as it were, albeit at the expense of focus speed. While the improvement was visible when shooting wide open at f/1.2, it could sometimes be a bit subtle and for most people, the added expense of the APD version did not make sense. The new [XF 56mm f/1.2 R WR](#) seems to offer consistently smoother out-of-focus areas, and it looks to me to be a significant improvement compared to the original 56mm, and perhaps even better than the APD version. If you are a portrait photographer, the new 56mm will be a must-have lens I would say!

In addition to being extremely crisp wide open, with wonderful smooth background blur, autofocus is said to be improved, the lens now has a weather-resistant design, and of course it is also optimized for the new 40MP X-H2. Some samples I've seen from the new 56mm, shot on the X-H2, are absolutely biting sharp at the plane of focus and it certainly looks as though it has resolution to spare! The new 56mm has 11 aperture blades, for perfectly circular blur circles even when the lens is partially stopped down, plus it also features closer focusing, now down to 50cm. The new 56mm should also be shipping right around the time you read this.



New! Fujinon GF 20-35mm f/4 R WR - \$3,200

Also announced during the recent event, but not shipping until October 6th, is a new lens for Fujifilm's medium format GFX system. The new [GF 20-35mm ultra-wide zoom](#) offers an equivalent focal length range of 16-28mm and is the widest AF lens yet for the GFX system. Despite being an ultra-wide zoom, the lens is fairly light, weighing only 725

grams. Compare that to the fixed 23mm f/4 at 845 grams, and you can see what a versatile lens this is going to be for those wanting to keep their camera bags light. This will be perfect for travel and landscape photographers wanting to save some weight by replacing a number of fixed lenses with a zoom, or for real-estate and architectural photographers who want the widest field-of-view without going to a third-party manual focus lens. The 20-35mm also has an internal zoom mechanism, so it doesn't change its length at different focal lengths. This also allows for very effective weather-resistance with 12 seals and a promise to operate down to -10 °C as well.



New NIKON Lens: Nikkor Z 17-28mm f/2.8 \$1,599

Later in September, Nikon announced a new lens for their Z-system mirrorless cameras. The [Nikkor Z 17-28mm f/2.8](#) is an affordable, f/2.8 ultra-wide zoom and will be selling for \$1,599.

The only other f/2.8 ultra-wide option from Nikon would be the [Nikkor Z 14-24mm f/2.8 S](#), but that lens sells for \$3,249, more than double the price! The other available ultra-wide zoom is the [Nikkor Z 14-30mm f/4 S](#) (which is actually heavier too), but even that one is \$1,729. When you compare the new lens to those two, it becomes apparent what

tremendous value this new lens will be! Personally, I feel a 17-28mm is a great focal length range, slotting in nicely under a 35mm prime for example. For me, wanting a lens wider than a 17mm on a full-frame body would only happen rarely, so I quite like that range. The new 17-28mm joins Nikon's reasonably priced Z 28-75mm f/2.8 (\$1,499), which would then give you a compact f/2.8 kit that is also relatively affordable, at least as far as f/2.8 zooms go.

Lastly, I should note that the new lens has a few features that will be appreciated by videographers, namely minimal focus breathing, and near silent and fast STM autofocus as well as a step-less/click-less control ring that provides for smooth exposure transitions.

Since most of our customers gravitate towards the higher end lenses, the new 17-28mm will be a special order item for the time being and it is slated to start shipping in October of 2022 some time.

L  LOVE

RF LENSES

SALES EVENT

On from October 7th to November 3rd, 2022

Canon



BEAU

PHOTO

SAVE up to \$450 on select Canon RF lenses at Beau Photo Supplies during Canon's Love RF Lenses Sales Event!

REBATES!

Canon

Canon has several rebates currently that started on **September 16th** and run to **October 6th, 2022**. Watch our rebate blog posting <https://www.beauphoto.com/ongoing-rebates-canfujnikson/> for updates after the 6th...

EF-S 10-22mm f/3.5-4.5 USM - \$799 (reg. \$879)
EF-S 17-55mm f/2.8 IS USM - \$999 (reg. \$1,199)
EF 100mm f/2.8L IS Macro - \$1,599 (reg. \$1,699)

RF 14-35mm f/4L IS - \$2,199 (reg. \$2,249)
RF 35mm f/1.8 Macro IS STM - \$599 (reg. \$649)
RF 50mm f/1.8 STM - \$249 (reg. \$269)
RF 85mm f/2 Macro IS STM - \$749 (reg. \$849)
RF 85mm f/1.2L - \$3,399 (reg. \$3,499)
RF 100mm f/2.8L IS macro - \$1,749 (reg. \$1,849)



EOS R5 Body - \$5,199
reg. \$5,299



imagePROGRAF PRO-1000 Printer - \$1,399
(reg. \$1,599)



RF 100-500mm f/4.5-7.1L IS - \$3,799
reg. \$3,849

Fujifilm

From September 19th to October 30th, save big on GFX 50S II bodies or kits when bundled with various GF lenses. Note that is is an online claim form where you will be mailed back a cheque from Fujifilm Canada, and the prices you will be charged are the regular retail prices initially.



Here is a link to a Fujifilm supplied document: GFX 50S II Body+Lens Promotion PDF ([1.6MB download - opens in a new window](#)) Basically, there are three tiers of savings: Save \$550 on a bundle with a single extra lens, \$1,500 on a bundle with two extra lenses and \$2,800 on a bundled with three extra lenses. All the details are in the PDF linked to above.



Also, from September 29th to November 23rd, save BIG on the original version of the **XF 56mm f/1.2 R**. We have very limited stock available...

Fujinon XF 56mm f/1.2 R – \$900 (reg. \$1,350)

Nikon

There are no current standalone rebates, but there are some tied lens specials running from **September 9th to October 13th, 2022** as follows (and as above, see our blog posting for updates after the 13th...

Nikkor Z 24-120mm f/4S – \$1,299 (reg. \$1,499)

Save \$200 when bought with any full-frame Z-series body

Nikkor Z 28-75mm f/2.8 – \$1,199 (reg. \$1,499)

Save \$300 when bought with any full-frame Z-series body

Nikkor AF-S 24-120mm f/4G VR – \$1,100 (reg. \$1,449)

Save \$349 when bought with the D850 body

Nikkor Z 24-70mm f/4S – \$800 (reg. \$1,299)

Save \$499 when bought with Z5 body only



Nikon FTZ II Adapter \$199

(reg. \$329) Save \$130

when you buy an FTZ II with any Z-series body or kit

Sony

Apart from a very small number of APS-C body and lens rebates, none of which we stock, there is virtually nothing going on this month as far as full-frame body or lens rebates from Sony. Once again, keep an eye on our rebate blog posting since I endeavour to keep that up-to-date as rebate changes happen! Perhaps we'll see some rebates kick in again closer to the end of October?

Don't forget about our try before you buy program! Try something out that is available in our rental department before you decide to buy. If you love it and decide to buy one within 30 days, you can receive up to two days off of the rental cost as a credit toward the purchase. Ask us for more details and if restrictions apply.

See what's available in the rental department on our website -
www.beauphoto.com/rentals/



Z 7 II



Z 6 II



Z 5



"Nikon might just have made the best entry-level full-frame camera."

| DPReview



CAPTURE ^{the} savings

SAVE ^{up to} \$600
on Nikon cameras and lenses.



Sales event from October 14th to November 17th, 2022.

Save on Z-series bodies & lenses at Beau Photo during **Nikon's Capture the Savings Event!**

BEAU
PHOTO



Lighting and Studio

Ken S.

New Profoto Accessories for the A Series of Flashes

Profoto has just released a series of accessories that expands the range of light shaping tools in the Clic line for the Profoto A series of flashes. While these accessories are great to use with the A1, A10 and A10X I feel they will really “click” with the A2 users. All these new light shaping tools elevate the new A2 to a truly portable off camera strobe. These new light modifiers are ideal for use on-location as they are lightweight, magnetic mounted, and are easy to set up and store.

Profoto OCF Adapter II - 389.00

The updated version of the OCF Adapter I, it allows you to mount current OCF light modifiers to your A series flashes.

- Instant mount with a magnetic click
- Stack over Clic light shaping tools with a flat surface
- Comes with a protective case

See it on our website -

<https://www.beauphoto.com/product/profoto-clic-ocf-adapter-ii/>



Profoto Clic Snoot - \$75.00

The Clic Snoot creates an even tighter beam of light than a grid does, due to its conical shape.

- Instantly Create a beautiful spotlight
- Instantly mount with magnetic click
- Stack over Clic light shaping tools with flat surface
- Compact and lightweight
- Comes in a protective case
- Compatible with Profoto A-series flashes

See it on our website - <https://www.beauphoto.com/product/profoto-clic-snoot/>



Profoto Clic Barndoors - \$99.00

Barndoors allow you to shape the light by closing the individual doors to flag the light and create a narrow opening.

Features:

- Instant mount with magnetic click
- Stack over Clic light shaping tools with flat surface
- Compact and lightweight
- Comes with a protective case
- 360 degrees rotatable on Profoto A-series flashes.



See it on our website -

<https://www.beauphoto.com/product/profoto-clic-barndoors/>

Sennheiser A-Cam / B-Cam promotion.

“Level up your A-Cam with an MKE 600 and your B-Cam mic is on us!”



Level up your A-cam mic
and your **B-cam mic is on us.**

For a limited time at participating resellers, purchase an MKE 600
and receive a **free** MKE 200.

For details visit [sennheiser.com/mke-promo](https://www.sennheiser.com/mke-promo)

SENNHEISER

Sennheiser has just announced a special promotion for the MKE 600 and MKE 200 camera microphones! Now through December 31st, 2022 while supplies last, when you purchase the MKE 600 mic you will get the MKE 200 mic free! That is a \$99.00 value.

Key Features - MKE 600

- Pronounced directivity
- Maximal rejection of side noise
- Switchable «Low Cut» filter minimizes wind noise
- Phantom or battery powering
- Battery switch with «Low Batt» indicator
- Rugged all-metal housing
- Very good suppression of structure-borne noise
- Supplied with foam windshield and shock mount

Sennheiser MKE 600 Shotgun Mic- \$429.95

<https://www.beauphoto.com/product/sennheiser-mke-600-shotgun-mic>

Large Format Cameras

We have a great selection of new and used large format cameras at the moment, for those who want to live large and go big.

If you are an artist or an analogue photographer who wants to step up from medium format and wants to print big, or with even sharper, crisper images, a large format might be in your future. While there is bit of a learning curve to understand how a 4x5 camera works, the results can be spectacular. The main differences is that large format cameras use sheet film that is loaded into film holders, and you focus the image by moving the lens forward and back on a focusing rail or bed depending on the camera (rail vs field cameras). And yes, there are other unique features that you can initially find confusing but also when understood can allow you to create some amazing effects or overcome certain photographic challenges.

If you aren't sure how to use a large format camera and would like to learn, you can take our workshop and you'll be out shooting in no time! Check our [website for the full range of workshops and tutorials we offer](#).

Here is a small selection of what is available now...

Linhof Kardan Master TL Large Format Camera - New * Please note: The bellows on this camera are dried and cracked, with a small separation in one area, and not guaranteed to be light tight. - **\$2100.00**

Toyo Robos Large Format Camera - New - \$1500.00

Used KB Canham Large Format Camera - \$3800.00



**Used OmegaView 45D 4x5 camera
w/ Rodenstock 150mm f/6.3 lens
\$500.00**

Used Cambo 4x5 Monorail Camera
w/ 2 lens, Rodenstock 150mm f/5.6,
& 210mm f/5.6 - \$450.00



Used Eastman Commercial View Model
B 8x10 camera w/ Schneider 300/500
convertible lens \$1200.00

Kupo Background Support Kit Special

It's back! Beau Photo's Kupo background support kit and BD seamless paper roll offer is on now till October 31st. Get 30% off you first roll of 4.5ft or 9ft roll of seamless paper with the purchase of a Kupo background paper support kit.

The pole length is adjustable from 44" (112cm) to 117.3" (298cm) for better storage and transportation. Each end of the telescopic pole is equipped with a universal female tap which fits most standard light stands. Two 8ft Midi Click stands with air cushioning are included. With a 33.9" (86cm) closed length and 2.87lbs (1.3kg) weight, it is ideal for traveling with the telescoping pole in the carrying bag. Two mini spring clamps are included to hold the background in place.

Kupo Background Paper Support Kit - \$339.95

Profoto Event October 27th with Kate Whyte

Profoto and Beau Photo have joined together again to offer a unique photography event - a Beauty Photography workshop with Vancouver based photographer Kate Whyte. Watch our social media for registration information and for more information as it becomes available.

Kate Whyte is a Profoto Shaper of Light, a Canon Ambassador and an award-winning commercial photographer.

Rentals

Jason K.

***NEW* Fujifilm X-H2S Body.**

We have just received our FujiFilm X-H2S body! This new high speed body from FujiFilm features an APS-C size 26.1 MP stacked BSI sensor with a fast readout for improved performance. With this new sensor, the camera can shoot at 15fps with the mechanical shutter, up to 40fps with the electronic shutter (without blackouts!) and cleaner low light images with improved tonality. On the video side, the X-H2S is capable of 6.2K @ 30fps and up to 4K @ 120fps in a variety of codecs including H265, 422 LT, standard 422 and up to 422 HQ. In other words, pretty dang good!

\$160/Day or Weekend.

***NEW* FujiFilm XF 150-600mm f5.6~f8 R LM OIS WR Lens**



Photos of Short-Billed Dowitchers:

FujiFilm X-H2S body with FujiFilm 150-600mm f5.6~f8 R LM OIS WR - 1/1000 sec, f8, 400 ISO

In addition to the aforementioned X-H2S, we have also procured FujiFilm's new super-telephoto 150-600mm f5.6~f8 zoom lens! This lens is small, and very light for its focal length (229~914mm equivalent) and very fast focusing in spite of its f8 aperture at 600mm, and with its built-in Optical Image Stabilization (OIS) you get up to a claimed 5-stops

of stabilization. The lens zooms and focuses internally, resulting in better balancing when mounted on a gimbal head and makes for better weather sealing too.

\$40/Day or Weekend

Thanksgiving Day Long Weekend Free Extra Rental Day!

Monday, October 10 is the Thanksgiving Day holiday, so Beau Photo will be closed. Of course, this means that if you come pick up gear anytime after noon on Friday, October 7 and return by 1pm on Tuesday, October 11, it will be just a ONE day charge! It will be a great weekend for some autumn themed shoots!

The Gitzo GHFG1 Fluid Gimbal Head is ideal for wildlife photography and birdwatching. It has perfect balance even with the longest of lenses.



ON SALE UNTIL OCTOBER 24TH!
Gitzo GHFG1 Fluid
Gimbal Head - \$869.95
Reg. \$919.95

Available at
Beau Photo

Accessories Etc.

Meghan S.



New Film! Elektra 100 from FlicFilm!


We have some soon to be arriving new colour negative film called Elektra 100 from FlicFilm. It is a bit of an understatement to say that colour film has been hard to come by over the past few months, so any new colour film we can get our hands on is exciting. We were happy to try out this new option from FlicFilm that is 100ISO Kodak Aerocolor IV colour film in 135-36 format.

To test this film, we all shot a roll in different cameras and some of us at different speeds! Mark, Marley and I shot it at 100 iso, Nicole shot it at 400 and our friend Troch shot it at 100 and 1600. Here are a few examples of each of our rolls. For more info and more sample shots of this film, check out my blog post here: <https://www.beauphoto.com/new-colour-film...film-elektra-100/>

The Elektra 100 film will sell for \$13.90 + tax



Images ©Meghan S.



Images ©Mark S.



Image © Marley H. Taken with Widelux

All Analogue

Nicole L.D.

Some Rare Beasts:



Nikon S4 EP - The Nikon S4 was only sold in Japan, however the cameras marked with the EP (with diamond around it) were sold from the 'PX' shops (government duty free shops mainly for military personnel) which is how they eventually found their way to the US. The EP marking can be found on the rewind knob. Another uncommon trait of this camera is it's focusing scale - it's in feet instead of meters! **\$3000 plus tax**




Rolleiflex 2.8F Aurum - In 1982/1983 Rollei produced 1500 of these gold plated 2.8F Rolleiflexes, it is finished in a rich brown reptilian skin, which the internet refers to as "African Lizard". It has a Xenotar lens, Rollei's SHARPEST lens.

I feel like because this camera is the same age as me, what better way to ring in my 40 year mid-life crisis but with a golden Rolleiflex....leave the porches for doctors and the like. It would look

simply timeless hanging around my neck! I shall start saving immediately.

This camera comes with its original wooden box (which smells delightful) and its original strap, lens cap, cardboard box.

\$10,000 plus tax



Leica M4 Black Paint Midland Engraved E.
Leitz Canada 1974 - It is said that about 2300 of these Leicas were put together in Midland Canada, wherever that might be. I have never ever heard anyone speak of this place, it is only written of on the top plate of only the most expensive Leicas. According to Google however, their claim to fame is their Butter Tart Festival.



This camera comes with its original box.
\$10,000 plus tax



Fotoman 4x10 w/ Fujinon 180mm f5.6 – This is the sort of camera you've got to see and hold IRL. Personally while messing about with it, I found it very easy to handle. I imagine it would be easily used without a tripod, even though it is large format.

This camera comes with a large silver carrying case, 4x10 Ilford FP4 film and 5 film holders.
\$2700 plus tax

Remember you are welcome to make offers on any of the consignment items for sale in the store!



Random Analogue Thoughts

Marley H.

My favorite Consumer Film Stock at Beau Photo.

Kodak Gold 200




If I have to pick one affordable color film stock, I would have to say Kodak Gold 200 is my favorite consumer film at this very moment. Why you ask? It's a cheap, popular and affordable film that has been around since 1988. Although this consumer film is designed to be a budget option for shooting in



natural light, both amateurs and pros like to shoot with this film. Use it in the right conditions, and you'll get some awesome photos. I really love the golden warm look it gives my photos when shooting this film stock.

Kodak Gold comes in both 35mm and 120mm formats. I'm very impressed with the bright, saturated colors that you get. Unlike some films, they are not overpowering or unrealistic. Skin tones also tend to come out quite nicely which is very beneficial for me since I mainly do portrait work, especially if you get the exposure spot on. Kodak got the balance right with this film!



For a consumer film at an affordable price, Gold 200 produces fine grain, warm tones, and a subtle look. It compares favorably to other affordable films, creating natural, vintage-looking images. As with most films, the grain in your images can vary depending on the time of day and the situation, becoming more

obvious if you shoot in dark conditions and the negative is a little thin. But overall, the grain is very pleasing and creates beautiful photos. I love that Kodak has found a way of allowing more people to go beyond a digital camera and try out film photography. There's nothing quite like shooting on film to make you slow down and enjoy taking photos.



Film photography isn't cheap, due to the constant need to stock up on new films. That's why so many photographers appreciate the low, affordable price of Gold 200. It's a great budget option, making film photography more accessible to a broader range of photographers, including both hobbyists and beginners.



Due its popularity, Kodak Gold is always sold out everywhere. It's very hard to keep in stock and customers all over the world buying in bulk. If you ever come across some Gold 200 in your local area, I wouldn't hesitate to buy some ASAP before it's too late to try it for yourself.

Here at Beau, we get 35mm Kodak Gold 200 in whenever we can. Watch our social media as we will post the minute it comes in. **We do have the 120 format in stock though!**

Kodak Gold 200:

35mm 24 exp - \$11.88

35mm 36 exp - \$12.55

120 - \$14.86

Mark S.

What's in my Bag...



While I was working as a freelance photographer, I would constantly be going on road trips and 2-3 day flights in between jobs. It was always really fun as I would treat these small trips as work trips. I would travel to experience the city and to take photos, but I would also take some time to edit my freelancing jobs at niche and cool cafes. Here's a short article on what's in my bag during these trips! I've written a more in depth blog post as to why I have all these things in my backpack (and why I put myself through a heavy backpack while at the airport) that you will be able to read about in an upcoming blog post.

My two main camera bags of choice when traveling are the [Peak Design 30L Everyday Backpack](#) and the [Peak Design 6L Everyday Sling](#). I pack everything into my backpack when flying, but I keep my 6L in my backpack with some essentials already in it so that when I land and get to the place that I'm staying at, I'm ready to go. If I am going out with friends however, I typically do not bring my camera

bags with me, so I tend to also bring a few tote bags with me.

Back when I was a full time photographer, I would carry the [Fujifilm X-T4](#) as my only camera body. Depending on where I was traveling to, I would have anywhere between 2-4 lenses which would consist of the 16mm f1.4, 23mm f1.4, 35mm f2, 56mm f1.2, 50-140mm f2.8 or the 10-24mm f4. Nowadays, my current travel setup consists of 3 main cameras: my [Canon 7](#), my Bronica SQA and my Olympus Mju II. If I am planning to vlog the trip, I will also bring my X-T4 with a 10-24 wide lens, and my GoPro Hero 3 to attach onto my cameras while I'm shooting.

As for my film accessories, I always have my [Sekonic LS-308 light meter](#) because I don't trust internal light meters. I have carrying cases for both 35mm and 120 film so I can keep them organized in my bags, and I carry a Sharpie so I know which rolls were used at certain times. Since the cases are dark, I also carry a small Ziploc bag to put film in to get hand checked when going through security at airports. I always carry at least one extra battery for my SQA, Mju II and X-T4 because my batteries always decide to die right when I'm boarding a plane.

My two tripods of choice while traveling are the [Joby Gorillapod 5K kit](#) and the [Manfrotto Befree Advanced](#). I only really use my Befree on my Bronica when I want to take night time photos, but I tend to use the Gorillapod a little bit more due to how easy it is to carry around.



I often bring my 2019 16' Macbook Pro which I use all the time when I'm at the place I'm staying to binge watch my kdramas while resting. If I can get it to squish in my bag, I also bring my 9.7' iPad that I use as a second screen for my Macbook when editing photos.

If I can get it to fit, I also carry a [Peak Design Tech Pouch](#), which I use to carry the majority of my non-camera related accessories, as well as some cleaning supplies for my cameras. In the pouch I keep my Lacie HDD and some custom IEM's I had made while I was studying

music in post-secondary. Other than those two, I keep the usual culprits: extra SD cards, a Lens pen, micro fibre cloths, a small notebook and my favourite Muji pen! (0.5 MASTERRACE.)

Got any travel tips you'd like to share? Email me at mark@beauphoto.com or come talk to me at the store!



PRESENTED BY
Coast Cultural Alliance

SUNSHINE COAST ART CRAWL

OCT 21-23 2022

EARLS COVE TO LANGDALE
LANGDALE TO EARLS COVE

FRI / SAT / SUN

10:00AM – 5:00PM

Selected special openings Friday 7:00PM – 9:00PM

Join friends and take a scenic coastal tour of 168+ galleries, artist studios, and more. Enjoy events, demos, and meet the artists.



#SUNSHINECOASTARTCRAWL

SUBJECT TO CHANGE ACCORDING TO PROVINCIAL HEALTH GUIDELINES

THANK YOU TO THE ART CRAWL'S GENEROUS SPONSORS AND SUPPORTERS:



SUNSHINECOASTARTCRAWL.COM | @COASTCULTURALALLIANCE



DAVID COOPER *Body of Work* Theatre and Dance Photography



In a career spanning four decades, David Cooper has photographed more than sixty dance and theatre companies across North America. *Body of Work* is a lavish portfolio of his best images from the Shaw and Stratford Festivals, Royal Winnipeg Ballet, Yale Repertory Theatre, Oregon Shakespeare Festival and Pacific Opera Victoria. Cooper was appointed to the Order of Canada in 2020 for his dedication to documenting the performing arts.

The book includes over 300 photographs, along with by Christopher Newton and Max Wyman, insights into Cooper's marketing images by his longtime art director and collaborator Scott McKowen, and an appreciation by Evelyn Hart. Cooper himself discusses portraiture — the most intimate relationship between photographer and subject.

DAVID COOPER: *BODY OF WORK* is a visual feast that will delight anyone interested in photography, dance, theatre, opera or the arts. It is a magnificent tribute to a truly unique talent.

Purchase your copy of *David Cooper: Body of Work* directly from Firefly Books — this 256-page book comes with a signed/numbered limited edition (500) print, David's breathtaking "light painting" portrait of Daria Mikhaylyuk, shown here. \$69.95 includes shipping. Watch the trailer and purchase here:

fireflybooksstand.com



Studio space for photo & video from \$125/hour

- Paper & vinyl backdrops
- Stands, tripods & props
- Secured building
- Free parking



www.eyesmultimedia.com/our-studio

Scanning Services

Get your prints, negatives, and slides scanned so you can share the images with friends and family.



Do you have boxes and albums full of old photographs? We now offer a scanning service brought to you by Photo Expert Scanning. This great new service is a low cost approach that delivers quality images suitable for printing up to 12x18 inch sized prints.



- All scans are jpg format
- Print scans are all 300 DPI. 600 DPI is available on request
- 35mm scans are 2000 x 3000 pixels.
- With a properly exposed, sharp image, scans can easily be printed to 12 x 18 inches.

www.beauphoto.com/scanning-services

Get 10% off archival products with any scanning order! Ask us for details.

Note: this is not an in-house service and takes approximately two weeks from drop-off to completion.