

January 2022 Newsletter

Happy New Year!
All of us at Beau wish everyone happiness, health and perfect exposures in 2022. We look forward to seeing you in the new year.

BEAU
PHOTO

Happy New Year's thoughts from the digital department - Lots of rebates end January 6th, don't wait! - New Nanlite FS series lights in stock - Tips for shooting in cold weather - Deals on new to you camera bags - Canon EOS-1 - Fun used film cameras - Radioactive lenses - more...

Beau Photo Supplies • 1401 W. 8th Ave • Vancouver, BC
www.beauphoto.com • 604.734.7771



Beau Photo



@beauphotostore



beauphotostore

Digital

Mike M.

HAPPY NEW YEAR from the Digital Dept.



I hope all of you had a good festive season and here's wishing you all the best in happiness, health and success for 2022! The supply chain issues through much of 2021 have been extremely challenging for suppliers, dealers like ourselves, and for end users who often had to wait a frustratingly long time to buy highly sought after cameras or lenses. Sadly, I think this situation is not going to improve much, at least in the first part of 2022. Here's hoping that COVID-19 might finally burn itself out in 2022 and allow life to return to some semblance or normality as the year progresses. I am very much hoping to travel with my 90 year old dad and partner in 2022 since our plans have been kiboshed for two years now!

As far as camera gear, the latest item I bought for myself this year is the **Fujifilm XF 18mm f/1.4 lens** (\$1,275 - review here: <https://www.beauphoto.com/tested-fujinon-xf-18mm-f-1-4r-lm-wr/>). That lens is so incredibly good, that I replaced both my XF 16mm f/1.4 (\$1,350 - which was already an amazingly good lens) and first generation XF 23mm f/1.4 lenses (**\$800 on sale**) with it. I still have my XF 23mm f/2 (\$599) which is excellent, and now the spacing of XF 14mm f/2.8 (\$1,200), XF 18mm f/1.4, XF 23mm f/2 makes more sense. The previous year I had bought the superb **Fujifilm X100V (\$1,775)** and I am still shooting with my beloved X-Pro2 as a main camera.

FUJIFILM

X | GFX

HOLIDAY SALE

SAVE UP TO \$400



X-T4 Body
Save up to
\$400



X-T3

X-T3 Body

X-T3 Kit with XF18-55mmF2.8-4 R LM OIS Lens

X-T3 Kit with XF16-80mmF4 R OIS WR Lens

X-T3 Body (USB-C Charger Version)

X-T3 Kit with XF18-55mmF2.8-4 R LM OIS Lens
(USB-C Charger Version)

Save up to \$500

Save up to \$500

Save up to \$575

\$1375

\$1875



XF LENSES

XF23mmF1.4 R

XF50mmF1.0 R WR

Save up to \$300

Save up to \$350

The FUJIFILM instant savings promotional offers are effective from December 27th, 2021 through January 23rd, 2022, or while participating dealers' supplies last.

New Year's Hopes and Dreams...

What am I hoping for in the upcoming year, as far as camera gear? Well there are rumours of a new 40-ish megapixel (MP) sensor coming to Fujifilm cameras, and that would be a huge upgrade in resolution over the current 26MP sensors. My X-Pro2 has a 24MP sensor. I was never too fond of the quirky design decisions that Fujifilm made with the X-Pro3 (\$2,400), and I am fervently hoping than a future "X-Pro4" might be more like a cross between my X-Pro2 and the superbly designed X100V. In addition, I am hoping an X-Pro4 might have an all new sensor, and will also hopefully have IBIS, since Fujifilm's implementations are good. For example, I can easily hand-hold a 1/4 second exposure from the 100 megapixel GFX 100S!

Realistically though, rumours are pointing to a new "X-H2" body first, to replace the long discontinued X-H1, and that might be the next Fujifilm body to get an all new sensor. Will I buy that, or wait for a smaller "X-T5" with the same sensor, or just wait for an X-Pro4 (wish-list as above)? I suppose it really depends on my travel and/or trip plans next year and how urgently I want an upgrade! Note that all of the above is merely personal speculation and wishful thinking on my part, or info from rumour sites. At this point, I am unfortunately in no way privy to any inside information! Not that I could share it, even if I were...

I am certainly hoping that Fujifilm's next generation of high end camera bodies have great image quality and superb autofocus tracking. The high-end full-frame options now available from Canon, Nikon and Sony are spectacularly good cameras with great image quality, incredibly effective AF subject acquisition and tracking, and Fujifilm's top end bodies like the X-T4 (\$1,900 on sale) are most definitely lagging now in those ways. Of course to be fair, they are also in a much lower price bracket than the likes of the Canon R5 (\$5,399) and R3 (\$7,999), the Nikon Z7 II (\$3,999) and Z9 (\$6,999), or the Sony A9 II (\$5,999) or Alpha 1 (\$8,500).



Nikon Z9 Shipping Update

Just before Christmas, we were able to deliver the first round of highly anticipated new Nikon Z9 bodies for NPS pre-orders (\$6,999). Not quite all NPS members were able to get a camera, but according to Nikon we should be getting another shipment in early January. Presuming we don't get a bunch more NPS pre-orders, that means regular orders for the

Z9 will also start being fulfilled. Of course as yet, we have no idea how many Z9 bodies we will be getting, nor do we have any updates on when we are getting a good supply of EN-EL18d battery packs (\$279), BL-7 battery chamber covers (\$49) or more of the new lenses, like the Z 24-120mm (\$1,499) or Z 100-400mm (\$3,649). Rest assured that we will keep those people with pre-orders up-to-date as to ETAs and such, once we receive updates!



Canon Stock Update

In recent weeks, Canon seems to have largely caught up with many backorders and as of this writing, there is good stock on the [EOS R5 \(\\$5,399\)](#) and R6 bodies (\$3,499), as well as many of the pro-level RF zooms and primes.

Continuing to be an issue though is inkjet printer ink as well as maintenance cartridges. If you are running a Canon printer on a regular basis, I would strongly suggest you always keep a spare full set of ink on hand, as well as at least one spare maintenance cartridge. Once you draw from your spare stock, reorder it with us immediately! We always strive to keep a good number of sets of ink and maintenance cartridges in stock for printers like the Canon PRO-1, PRO-1000, and several sets of the smaller 160 mL cartridges for the PRO-2000/2100 4000/4100 and 6000/6100. However, supply can be so sporadic, and orders so inconsistent, that despite our best efforts, even we run out of inks or maintenance cartridges at times.

Fujifilm Stock Update

The GFX 100S (\$7,800), and the new GFX 50S II (\$5,000), have been readily available lately and we have stock at present. We also have a supply of most GF lenses. The smaller X-system has a number of challenges when it comes to lens availability. For example, the XF 27mm f/2.8 WR (\$520) and new XF 70-300mm (\$1,050) lenses continued to be an issue and we still have backorders for customers that are from many months back. While we have most other lenses in stock, there is a bit of a shortage of some of the f/2 primes that come in silver or black. Stock on the X-T4 (\$1,900 on sale!), X-S1 (\$1,275) and X100V (\$1,775) is pretty solid at the moment. We have two of the older XF 23mm f/1.4 R lenses in stock, \$800 on sale! Come see us for some further in-store open-stock specials we might have.






Sony Stock Update

There have been long delays on some popular Sony bodies and lenses as well, including a delay on the new A7R V body (\$4,499). However we do have a few high end **Sony Alpha 1 (\$8,499)** pro bodies in stock at present, the A7R IV, the A7 III (\$2,599) as well as good supply of a number of G Master lenses.

DxO PhotoLab 5 Image Processing Software

With DxO's recent update to their PhotoLab software, it now supports raw files from Fujifilm's X-Trans sensor equipped cameras, so I finally took the opportunity to download a trial version, mainly to test out their "Deep Prime" noise reduction (NR) module. Well, I have to say that the tests left me immensely impressed, so much so that I ended up buying the software for myself. Deep Prime is exceptionally good at distinguishing noise from even subtle texture details, and usually does a stunningly good job at eliminating even heavy levels of noise but leaving you with an image that is largely artifact free and looks like it was shot at a much lower ISO. For more info and a number of samples from this impressive software, see: <https://www.beauphoto.com/dxo-photo-lab-5-deep-prime-samples/>



100% zoom on a 3200 ISO GFX 50R shot with extremely lifted shadows. Lightroom on left, DxO on right

Rebates

Most rebates are a continuation of our Boxing Week sales. See our blog for a complete list - <https://www.beauphoto.com/ongoing-rebates-canfujnikson/>

Canon - Boxing Week rebates continue for Canon, starting December 31st and running to January 6th!

Fujifilm - Fujifilm still has the same rebates on that started around Black Friday and are running right through January 23rd, 2022!

Nikon - Nikon is continuing on with their November and early December rebates, right up until January 6th, 2022.

Sony - There are some rebates continuing into the new year for Sony as well. The first ones end January 6th.

DEC
24
to
JAN
6

CAPTURE the savings

Nikon



D850 BODY

Was: \$3,899
Now: **\$3,299**

SAVE
\$600



Z 7 Body
Was: \$3,499
Now: **\$3,299**
SAVE \$200



Z 6 Body
Was: \$2,199
Now: **\$1,999**
SAVE \$200

Mirrorless Cameras.
Ignite your passion.



Boxing Week!

SAVE UP TO \$600



NIKKOR Z
Mirrorless Lenses.

SAVE UP TO \$200

**NIKKOR
LENSES** | F-Mount
Lenses.



SAVE UP TO \$350

FTZ Mount Adapter
Works with
F-Mount lenses.



**Golf
Rangefinders.**

SAVE UP TO \$50



Binoculars.

SAVE UP TO \$60



Z 9

UNSTOPPABLE

Experience image-making like never before.

Boxing Week Rebates **Extended!**

Save big on EOS DSLR and mirrorless lenses, bodies and some accessories!
Some examples of the savings below...

Canon

LEVEL UP
SALES EVENT

Canada's #1 Camera Brand*

Missed out on Boxing Week? Now there's one last chance to save!

Canon 1DX Mark III Body \$ 7,999 (SAVE \$1,000)

Canon 5D Mark IV Body \$ 3,099 (SAVE \$200)

Canon EF 11-24mm f/4L \$ 3,899 (SAVE \$100)

Canon EF 70-200mm f/4L IS II \$ 1,599 (SAVE \$100)

Canon EOS R5 Body \$ 4,999 (SAVE \$400)

Canon RF 35mm f/1.8 Macro IS \$ 499 (SAVE \$150)

Canon RF 24-70mm f/2.8L \$ 2,899 (SAVE \$100)

Canon RF 70-200mm f/4L IS \$ 1,999 (SAVE \$200)

Speedlite 600EX III RT \$ 499 (SAVE \$100)

SAVE \$400 on the EOS R5!



Boxing Week specials have been extended until January 6th, 2022!

Lighting and Studio

Ken S.

A New Year for New Lights.



We got a surprise delivery the other day. No it wasn't a baby from a stork. It was our long awaited **Nanlite FS Series LED lights**. These lights offer all the power of most of the Forza series lights but are more like monolights, in that, you do not have to have them connected to a central control unit. The down side is that you do not have the immediate ability to run them on V-mount batteries, but could use a portable battery pack if you had one. The FS series of LED lights are only daylight balanced LEDs but I am confident bi-colour versions will be in the works for the future.

These daylight-balanced FS Series LED Monolights from Nanlite utilize a larger LED array than most COB LED monolights, enabling them to deliver a smooth and even light spread, with no hotspots when used in a softbox. A true monolight design, the FS Series combines the control unit, power adapter, and lamp body into one compact unit. The integrated design makes it more lightweight and enables effective heat dissipation, ensuring the fixture performs at its best for longer. So, if you can envision a lighting set up, you can build it with Nanlite.

Nanlite FS 150 LED AC light - \$339.95

<https://www.beauphoto.com/product/nanlite-fs-150-led-ac-monolite/>

Nanlite FS 200 LED AC light - \$439.95

<https://www.beauphoto.com/product/nanlite-fs-200-led-ac-monolite/>

Nanlite FS 300 LED AC light - \$549.95

<https://www.beauphoto.com/product/nanlite-fs-300-led-ac-monolight/>



January Re-introduction...

Special Re-introductory Offer! Since we have been waiting so long to get more stock of the **Kupo background support kit**, I thought the best way to re-introduce you to this great kit is to save you some money. So, from now until January 31st, get **30% off** your first roll of 4.5ft or 9ft roll of seamless paper with the purchase of a Kupo Background Support Kit.

Select from a variety of backdrop colours! Have a look at the selection here...

<https://www.beauphoto.com/product-tag/backdrop-paper/>

The Kupo Background support kit is ideal for the easy set up of a seamless background paper or many other background materials because of its compact size and design. Included in this set is a 3-section telescoping crossbar designed to support paper rolls up to 9' in width.

The pole length is adjustable from 44" (112cm) to 117.3" (298cm) for better storage and transportation. Each end of the telescopic pole is equipped with a universal female tap which fits most standard light stands. Two 8ft Midi Click stands with air cushioning are included. With a 33.9" (86cm) closed length and 2.87lbs (1.3kg) weight, it is ideal for traveling with the telescoping pole in the carrying bag. Two mini spring clamps are included to hold the background in place.

Kupo Background Support Kit - \$315.95

Keep Your Camera Warm and Cozy

"At Frosted Lens" Camera Parkas.

Now that the days and nights are getting clearer and colder, photographers are looking at ways to protect their cameras from the cold and the elements. Or you may be one of the lucky photographers planning a trip to photograph the Aurora Borealis. Beau Photo sells camera covers for the extreme cold, designed and produced by a local company called At Frosted Lens. These camera "parkas" are designed for outdoor photographers looking at protecting cameras and





lenses from wind, humidity, frost or cold. Specifically designed for use with a tripod, the camera parka is ideal for landscape photography such as long exposures, time-lapse, night and astro-photography. Whether the dew point is an issue, or in foggy or cold weather, the camera parka protects equipment and extends battery life in the cold as well, if compared to an unprotected camera.

The main features of the camera parka are...

- Protection against humidity, moisture, frost, wind chill and cold
- Easy access to camera controls with long and wide side sleeves
- Quick access to camera LCD with a magnetic flap
- Easy manual focusing without removing the cover
- A pull string to secure the cover around the lens hood
- Pull strings on side sleeves to close tight when not in use
- Adjustable around tripod plate/head through opening and a Velcro strap
- Keep hands warm when changing settings
- Fits most DSLRs.

Two types of camera parka are available - Camera Parka Classic and Camera Parka Pro. Both covers are made of high quality outdoor fabrics from Polartec®. The outer shell is water repellent, durable and blocks wind at 99%. The inner layer is a double fleece providing insulation from cold to the camera and warmth to the hands of the photographer when changing settings. The Camera Parka Pro has an extra layer of thermal fabric around the camera body. It helps keep the cold out and the heat in, when using chemical heat warmers for instance. Both covers have a version for short lenses or fish eye lenses. Extra pull strings inside the covers are used to secure the front sleeve around short lenses.



At Frosted Lens Classic Parka - \$129.99
 At Frosted Lens Classic Parka (Fisheye) -
 \$139.99
 At Frosted Lens Pro Parka - \$149.99
 At Frosted Lens Pro Parka (Fisheye) -
 \$159.99

<https://www.beauphoto.com/at-frosted-lens-camera-covers/>

Profoto and Nikon collaboration results in compatibility with new Nikon Z 9 camera from day 1



Profoto and Nikon recently announced their collaboration to bring further improved functionality for professional photographers.

Already, only a few weeks later, the collaboration has been fruitful.

"Profoto is extremely pleased to collaborate with Nikon. And we are happy to announce that Profoto lights and Nikon Z 9 will be compatible from day 1, which we hope many professional photographers will appreciate and enjoy," says Anders Hedebark, CEO of Profoto.

Light is the essence of every image, and with Profoto AirTTL, light shaping becomes simpler. It unlocks new creative possibilities and helps you go from idea to final image faster.

The unique Profoto AirTTL revolutionized the way photographers worked when it was first announced in November 2013. Profoto enables a lean workflow by making it possible to wirelessly integrate and truly merge your camera with your flash, thus empowering photographers to be more creative and focus less on settings.

This gives Nikon users full access to the complete Profoto lineup. Dedicated Profoto Nikon branded products: Air Remote TTL-N, Profoto Connect-N, and Profoto A10-N are available at dealers and rentals around the world.

SIGMA

BOXING WEEK SPECIALS

CAPTURE GREAT DEALS WITH SIGMA



**Shop Sigma Lenses
at Beau Photo**

**Sigma Lenses Are On Sale
Only Until January 6th!**

**Mounts for Canon EF and Nikon F in stock.
Fujifilm and Sony can be special ordered.**

Rentals

Jason K.

Snowy Adventures With Your Camera

The local mountains have gotten a nice dumping of snow now, and with more definitely on the way, what better time than to go out and shoot some winter landscapes? I try to go out to the mountains after a good snowfall to take pictures of forest scenes with a fresh covering of snow. Everything is so quiet & peaceful! Alternatively, if it is snowing during the daylight hours, I like to go out



and try and get some photos of wildlife in the snow. Here are a few tips on staying comfortable and getting a good shot:

1) Keep a [microfibre cloth](#) with you to wipe your gear when your it gets wet from falling snow or mist. While snow accumulating on your camera and lens is generally harmless, parts of your camera body may get warm enough to melt the snow and you don't want that water infiltrating the insides of your camera and damaging it. I usually cover my gear with a rain cover just to be safe. I use the [Think Tank Hydrophobia](#) series of rain covers, as I believe they are currently the best on the market now, but I also have a pack of the [Op/Tech USA emergency rain covers](#) in my car just in case.

2) Stay warm & dry with good wet/cold weather gear. I have recently discovered heated apparel and it's a godsend! They run on rechargeable lithium batteries and can keep you warm for up to 10 hours on low heat settings! I personally have a heated jacket, glove liners, gloves and scarf, but you can also get heated vests, hoodies, socks, beanies and even heated thermal underwear! I highly recommend them! I purchased my heated apparel from the Ororo & Gobi Heat brands, as they seem to be the better brands. Of course, a good pair of regular photography gloves will be very useful too. Alas, there is no such thing as heated photography gloves, but I did pick up a pair of insulated hunting gloves that are a hybrid of gloves and mittens with a zippered pocket for a chemical hand warmer.

3) Be careful of your exposure! The light meter in your camera can be easily fooled by a vast expanse of white snow, so it's a good idea to overexpose by at least 1 stop to keep snow from going a drab grey. Auto white balance can also be affected by all that fresh snow, so you may want to set your white balance manually.

4) Manual focus may be your friend. When trying to focus on the eye/eyes of an animal when snow is falling, the AF system of most cameras may be fooled and try to focus on the snowflakes between the animal and yourself. In these cases, you will have to switch to manual focus to get the shot.

5) Keep your extra batteries warm! Lithium batteries are notorious for hating cold temperatures, so keep your extra batteries in an inner jacket pocket to prevent them from getting too cold.

6) Warm up & edit. Before going inside, make sure you dry off your gear before

putting it away, and now might also be a good time to take out your memory card and batteries. After coming from the cold, leave the gear in your bag and let it gradually warm up to prevent condensation from forming. While your gear is warming up, load your images into your favourite editing program and edit away!



Accessories (and cameras!)

Meghan S.

New to You Camera Bags!


Happy New Year everyone! New year, new you, new.....camera bag? We recently got in a few "like new" used camera bags that are not like any other bags we currently stock. These sweet little bags are great for carrying around one camera with a lens attached when you just want a bit of protection while you walk or commute. We don't really stock many small bags like this, and while these bags are on consignment, you will notice they are basically new as they still have their original tags on them! So it is safe to say they have actually never been used at all. These little bags are great for your small film SLR, rangefinder or mirrorless digital. Perfect for carrying over the shoulder or to provide added protection for your camera when you put it into another bag, such as your backpack or school bag. They are also exceptionally reasonably priced since they are technically "used"! Be sure to bring your camera with you to make sure these little bags will fit!

Here's what is available. Some of these are one only, but we have a couple of the smaller bags each!

These small bags are good for one body with a lens attached (cameras not included!):



Canon SX Series 950 DSC 1420 - \$20.00



Lowepro Quick Case 100 - \$20.00



Canon 900SR Holster Bag - \$20.00



Kata Marvelx - 30 DL - \$20.00

These bags are a bit bigger and could hold an extra lens or two (small ones) and some accessories such as cords, cards or batteries (cameras not included!).



Tamrac Aero 45 - \$30.00



Nikon Compact
DSLR case - \$35.00



Lowepro Edit 140+ - \$60.00
(Great extra spot on the bottom for cords, or a perfect spot for a bunch of film!)

Printfile Update

Printfile has been difficult to get in as of lately, and you may have noticed the 35mm negative sleeves have been in short supply. We finally will be seeing some arrive in January, but still not a huge amount. If you are in need of some watch the website as they will be updated there with what we receive or email us to let us know you'd like some! Hopefully the new year will bring a better, more consistent supply as Printfile catches up to their backorders. Feel free to contact us with any inquiries! info@beauphoto.com



Art & Photography Notebooks

We have a handful of colourful notebooks in store right now, some lined for writing and some blank to let you use your own imagination! Their front covers feature artwork by our very own Nicole and photography by....Me! Get them while they last! \$22.00 each

Random Analogue Thoughts

Mustafa S.

Canon EOS-1



In 1987, Canon decided to ripple the waves of the photography world by announcing a completely new camera system, the EOS (Electro-Optical System). With it, they abandoned the existing manual focus FD mount and came out with the electronic, autofocus EF mount. Its so electrical, in fact, that it does all of its communications with the camera via electronic contacts. The first model they released was the Canon

EOS 650, which was a capable camera for its time but not quite good enough for the professional market who were still shooting the T90 and New F-1s. That would come two years later, in 1989, with the EOS-1.

The EOS-1 is Canon's first autofocus, professional grade camera. Let's look at the spec sheet, shall we...

- AF System: TTL Phase Detection Autofocus
- Shutter: Vertical-travel, focal-plane electronic shutter with metal curtains.
30 sec. – 1/8000 sec., B. X-sync at 1/250 sec. 2.5 frames/sec.
- Viewfinder: 0.72x magnification and virtually 100% coverage.
- Metering: TTL full-aperture metering (6-zone evaluative, 5.8% partial at center, and 2.3% spot metering at center) with shutter speed-priority AE, aperture-priority AE, depth-of-field AE, Intelligent program AE, and metered manual.)

The advertisements from that time make a point about how impressive the autofocus and metering modes were at the time. Maybe this is all quite unimpressive in today's photography landscape, but in 1989 it's quite mind blowing. You can shoot through an entire roll of film in less than 15 seconds! The predictive autofocus enamoured professional photographers everywhere. But don't let all this tech gabble intimidate you from trying this beast of a camera out, as it's actually pretty easy to use. The settings are all consolidated into the small LCD screen, and the buttons are explained quite well. Even functions where you would have to press two buttons at once are indicated.

Why would you want such a camera that's so close to being a digital camera? It shares many functions with a modern day DSLR, after all. Isn't part of the reason you would want to shoot film is the experience of vintage cameras with manual settings? Well, one of the great things about these EOS cameras from the 1990s is the shared compatibility with their DSLRs. You can share lenses between your EOS-1 and your 5D Mark IV, for example. Since Canon decided to place all the focusing mechanisms in the lenses, not the bodies, the lenses can be upgraded over time. This means that if you buy a brand new Canon EF lens today, it will work seamlessly on the EOS-1.

But don't be fooled! It is nowhere as fast and responsive as your 5D is going to be. For example, the 5D Mark IV has 61 selectable AF points, and the R5 has 5,940 selectable AF points. The EOS-1 has one. Yes, one AF point. This isn't necessarily detrimental to the AF performance generally speaking but it does struggle somewhat in low light. The one AF point is also in the center, which some can find annoying.

If you're a wedding photographer looking to diversify your portfolio with film, for example, the EOS-1 is a great option to have alongside your digital setup. If you're someone who wants to lessen the risk of exposing your picture badly and wasting film, the EOS-1 will nail it almost every time. If you're a combat photographer who still shoots film for some masochistic reason, the EOS-1 will survive it.

As for the experience of shooting it, it's a bit loud and big for my taste. I own one of Canon's last film SLRs, the EOS Elan 7N from 2004, and that thing is a lot more subtle and quiet despite not being that much smaller. In loud and busy settings this wouldn't matter but in situations where you might want to be more 'fly on the wall', perhaps a different camera would do a better job. But there is still something so satisfying about the shutter sound and the assurance of a nailed exposure.


Should you get an EOS-1? Depends on what you want to get out of film photography. The experience of shooting or just the images themselves? The EOS-1 will certainly get you the shot, but whether you will enjoy shooting it will be entirely up to you. Canon did release improvements with the EOS-1N and EOS-1V which might be cameras to check out.



We have two bodies here, one for \$200 and another for \$150. If you're considering one, stop by our store today for more info!

All Analogue

Nicole L.D.



Fun consignment department cameras!

All cameras listed below have MY SEAL of approval



Cutest Camera:

Fujiyama Bad BaDTZ-MARU

On sale for \$80.00, the best part of this camera is not its lens, it's that it has an adorable Badtz-maru graphic on it.



Widest Camera: The Horizon Perfekt

A personal favourite of mine. On sale for \$400. The Horizon takes a full panoramic photo of whatever scene you point it at. What makes it special is its 120 degrees swing lens, which adds a bit more interest to the final perspective of your photo.

Most Colourful Camera: Four Lens Plastic Fantastic

Just \$40! This camera also holds a special place in my heart. It was the very first plastic camera I owned, it was my main film shooter a loooong time ago when I lived in Poole Quay, UK. My favourite things to shoot with it were objects coming toward me as it made them look all comic strippy.



Most Expensive Camera: Leica M6

A mere \$3000, it's the dream! This particular camera has seen a lot. It belonged to a photojournalist for most of its life, however it's now ready for a new chapter. It is fully tuned up and ready to relax along side you. It enjoys long walks on the beach, camping, exploring urban landscapes...

I hope everyone has a prosperous 2022! Let's hope for the best photo taking weather with less rain and early Spring loveliness!

The Last Word

Nic L.

Barnes and Chernobyl

If two Pentax lenses and a Konica lens walked into a bar, you know what they would order? Fission chips.

That's right folks we're getting radioactive today – we're gonna peak on the RAD meter. But Nic, you work in a camera store? What does that have to do with radioactive materials? Well, let me tell you...

Between the 1940's to the 1980's, there have been a considerable number of camera optics that contain radioactive elements. First patented by Kodak Eastman in their optical lens designs, the Kodak lens recipe included a radioactive element known as thorium. A lens can be identified as radioactive through the browning/yellowing of the glass within the lens. Thorium is found within the multicoatings of a variety of lenses from numerous different brands including Pentax, Konica, Canon, Zeiss, and Leica, among many others.

Contrary to the belief that it was just a by-product of the construction of the lens, thorium was actually intentionally fabricated and placed within a lens' optics for its refractive and low dispersion qualities. It assists with bringing a much more significant amount of light into the glass. Through these qualities, one can minimize chromatic aberration, flares, add a tungsten tint to one's photographs, and create more of an accurate colour reproduction on the photographers film of choice. Thoriated glass can have a lower profile – effectively, this may lead to less material being needed to construct these optics, thus producing a lighter and smaller lens. Over time, a radioactive lens will become more brown or yellow (noted as a discoloration) due to the radioactive decay taking place within the glass. One can even reverse this discoloration for a brief period of time by placing the glass within a concentration of light like a UV light or directly within the sun.

By the 1980's, manufacturers removed the thoriated elements of lenses due to the concern for factory workers in addition to consumers 'radiophobia' following the famous Chernobyl nuclear disaster in 1986.

But, fear not! Despite having radioactive properties, these lenses are not likely harmful enough to cause any distress to the human body. Exposing yourself to one flight on an airplane can be much worse than a lifetime with thoriated glass.

Currently, Beau Photo's film department has 3 radioactive/thoriated lenses on consignment. We have the following RAD lenses:



Asahi Pentax 50mm 1.4
\$100



Konica Hexanon
57mm f1.4 - \$150



Asahi Pentax 50mm
Macro f4 - \$160

Dont be radiolazy and come buy these lenses before all the radioactive people do!

We found great information about radioactive lenses on these websites. Have a look and find out morefor yourself...

<https://www.dpreview.com/news/8448160792/humor-the-horrifying-truth-about-radioactive-lenses>

<https://www.nrc.gov/about-nrc/radiation/around-us/doses-daily-lives.html>

https://camerapedia.fandom.com/wiki/Radioactive_lenses

<https://lenslegend.com/radioactive-lenses/>

<https://www.ntanet.net/thorium-from-lenses-to-fuels>

Phil's

TINTYPE

Studio

Cambie & 6th

by appointment only

www.tintypeportraits.ca

Scanning Services

Get your prints, negatives, and slides scanned so you can share the images with friends and family.



Do you have boxes and albums full of old photographs? We now offer a scanning service brought to you by Photo Expert Scanning. This great new service is a low cost approach that delivers quality images suitable for printing up to 12x18 inch sized prints.



- All scans are jpg format
- Print scans are all 300 DPI. 600 DPI is available on request
- 35mm scans are 2000 x 3000 pixels.
- With a properly exposed, sharp image, scans can easily be printed to 12 x 18 inches.

www.beauphoto.com/scanning-services

Get 10% off archival products with any scanning order! Ask us for details.

Note: this is not an in-house service and takes approximately two weeks from drop-off to completion.

FACES IN HIGH PLACES

WEDDING & ENVIRONMENTAL PORTRAITS

JANUARY 22, 23 - 2022

CANADIAN ROCKIES, BANFF, ALBERTA

**EXCLUSIVE PHOTOGRAPHY
WORKSHOP**

LIMITED TO 15 PARTICIPANTS -

\$700US/\$875CA



**MEET YOUR INSTRUCTORS - WILLIAM ORSUA
FEATURING GUEST SPEAKER SEAN LARA**

TOPICS COVERED

- > MASTERING OFF-CAMERA FLASH**
- > POSING**
- > EQUIPMENT SELECTION**
- > LOCATION SCOUTING**
- > MANAGING A SUCCESSFUL BUSINESS**

LEARN MORE AT: SEANLARA.COM/EDUCATION

Contact William Orsua @ 604 365 0077 or
email soulmateproductions@outlook.com
for inquiries and to sign up.



OFFICE SPACE FOR RENT



Office space is now available to rent at Crane Studios in East Vancouver. Large windows throughout bring in plenty of natural light and allow for gorgeous views of the mountains from each office. This 2500 square foot studio space is buzzing with creative energy and is the perfect place to feel inspired.

Dedicated Desk from \$500
Private Office Space from \$1200

For more details contact
info@cranestudios.com
778-994-3916