

# You can now shop online at Beau!

Find everything from the latest digital camera or lens to a classic film camera and the film to put in it...



New!  
Fujinon XF 50mm f/1.0 R WR  
\$1999.95



Manfrotto Padded Tripod bag 75PN \$92.95



Rode VideoMic Pro  
\$299

Add to Cart!



Ilford PANF Plus 50, 35mm - \$13.04



Sirui Aluminum 4 Section  
Tripod with E-10 Ball head  
\$238.95



Used Pentax K-1000 Body  
w/ 50mm 1.7 Lens - \$175





[www.beauphoto.com](http://www.beauphoto.com)

**BEAU**  
**PHOTO**

Beau Newsletter - November 2020

Shop online at Beau! • Rebates on cameras and lenses • Fujinon XF 50mm f/1.0 R VWR tested • The Profoto A10 • Lots of deals on lighting  
Save big on Mindshift bags • Embrace low light with wide open apertures and fast film • Developing your own B&W film • more...

## In Your Shopping Cart...

×		Arista RA-4 Developing Kit	\$116.76	<input type="button" value="−"/> <input type="text" value="1"/> <input type="button" value="⊕"/>	\$116.76
×		Fujifilm Crystal Archive Colour Paper Matte - 8x10 (100)	\$50.90	<input type="button" value="−"/> <input type="text" value="1"/> <input type="button" value="⊕"/>	\$50.90
×		Holga Cameras - 120N White	\$53.00	<input type="button" value="−"/> <input type="text" value="1"/> <input type="button" value="⊕"/>	\$53.00
×		Fujinon XF 50mm f/1.0 R WR	\$1,999.95	<input type="button" value="−"/> <input type="text" value="1"/> <input type="button" value="⊕"/>	\$1,999.95

You can now shop online at Beau. While we don't yet have everything we sell on the website yet, we are getting close. If there is something you would like to order, that you don't see, please give us a call. We are still here for you in person too! We're happy to help you figure out what gear will best fit your specific needs, and special order the items you dream of having that we don't stock. Feel free to come by the shop for a chat or to find out if that camera bag will fit your equipment, and if you decide at midnight that you really want it after all, you can put your order through on our website!

We are currently operating with our regular hours but with limited clients in-store.

Appointments are no longer necessary to come to the shop but it's not a bad idea if you need to talk to one of our salespeople as we are limiting the number of clients in the store at one time in order to adhere to the important physical distancing requirements.

As per the City of Vancouver requirements, you must respect the 6 foot minimum distance in-store and please don't come if you aren't feeling well or if you should be self-isolating. There will be hand sanitizer that you must use when you come in the store. We would also encourage you to bring and wear your mask while you are shopping.

Curb side delivery and shipping are always available if you don't want to come into the shop.

Please see our webpage for further details as to how we are working hard to keep everyone safe!

Stay safe and take care of yourselves. By working together, we will get through this!

Follow us for the most up to date news from Beau...



@beauphotosupplies



@beauphotostore



@beauphotostore

Canon

# LEVEL UP

SALES EVENT

Canada's #1 Camera Brand\*



See the great  
deals on Canon  
below in this  
newsletter!

BEAU  
PHOTO

Beau Photo Supplies is an authorized Canon dealer. We stock both Canon DSLR and mirrorless cameras and lenses.



## DIGITAL

MIKE M.

### Upcoming Black Friday Specials!

It is too early to have received Black Friday rebate info from most of our suppliers, so **for now, just keep watching our website and social media for announcements as they come!**

Since online sales will be bigger than ever this year, and we are now online for internet sales (YES, IT'S TRUE!), many of you will try to take advantage of Black Friday from the comfort of your home! Note that as we've had in previous years, we will have numerous in-store only specials this Black Friday as well, ones that we are not able to advertise online. So... please do give us a call on Black Friday, or maybe right before, and we can let you know if something you are interested in will be on sale! We can take your order over the phone and arrange to have it shipped too.

Prior to Black Friday, there are still plentiful rebates, many starting in early November, as follows...

### CANON

These **Canon lens rebates** are running from **November 6th until the 26th**, although a few are carryovers. There are some rebates for kits with the 24-105mm f/4L as well, but all of those kits have been discontinued and are no longer available, so that's why they are not listed here. With such meager full-frame rebates in early November, maybe they will kick in a bunch for Black Friday? Too early to tell, but here's hoping...



**RF 24-105mm f/4L IS - \$1,249**  
(SAVE \$200)

RF 24-240mm IS - \$999 (SAVE \$200)

EF 11-24mm f/4L - \$3,899 (SAVE \$100)  
EF 24-105mm f/4L IS - \$1,249 (SAVE \$200)  
EF 70-200mm f/2.8L IS III - \$2,699 (SAVE \$100)

### NIKON

**These Nikon rebates run until November 26th** and wow, a good rebate on the popular and highly sought after 500mm PF! Lots of rebates on Z-system mirrorless bodies and lenses too...

D5 Body - \$7,799 (SAVE \$700)  
D850 Body - \$3,299 (SAVE \$700)  
D750 Body - \$1,899 (SAVE \$100)  
D750 Kit w/24-120 - \$2,599 (SAVE \$100)  
D780 Body - \$2,699 (SAVE \$300)  
D780 Kit w/24-120 - \$3,399 (SAVE \$300)  
D7500 Body - \$1,199 (SAVE \$200)

AF-S 50mm f/1.4 - \$519 (SAVE \$40)  
AF-S 50mm f/1.8 - \$229 (SAVE \$30)  
AF-S 60mm f/2.8 Micro - \$679 (SAVE \$50)  
AF-S 105mm f/2.8 Micro VR - \$949 (SAVE \$180)



**AF-S 500mm f/5.6E PF VR**  
**\$4,399** (SAVE \$300)

AF-S 14-24mm f/2.8 - \$1,849 (SAVE \$520)  
AF-S 24-70mm f/2.8E VR - \$2,199 (SAVE \$800)  
**AF-S 70-200mm f/2.8E FL VR - \$2,599 (SAVE \$1000)**  
AF-P 70-300mm f/4.5-5.6 VR - \$699 (SAVE \$100)

Z7 Body - \$3,399 (SAVE \$400)  
Z7 Kit w/24-70mm f/4 - \$4,199 (SAVE \$400)  
Z6 Body - \$1,999 (SAVE \$400)





**Dreams  
defined.**

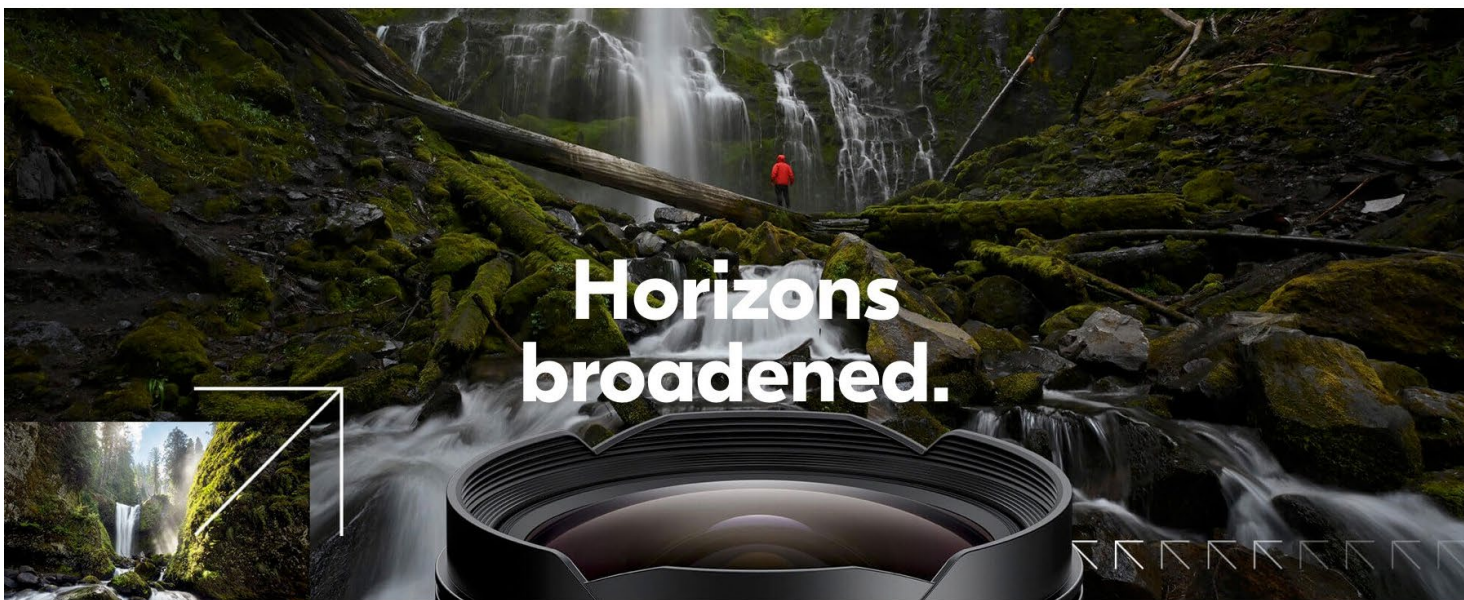


## **NIKKOR Z 50mm f/1.2 S**

### **All the detail. All the sharpness.**

Hone your creative vision with the sharpest, fastest 50mm prime we've ever created. Extraordinary rendering power across the entire frame. Vast f/1.2 maximum aperture. Breakthrough autofocus. Liberating distortion and glare control. Weatherproof build. All empowered by Nikon's revolutionary Z Mount, a system that shines with fast lenses. Dream it, and the NIKKOR Z 50mm f/1.2 S will do it.

**Horizons  
broadened.**



## **NIKKOR Z 14-24mm f/2.8 S**

### **The ultimate ultra-wide zoom.**

The views through the NIKKOR Z 14-24mm f/2.8 S are simply epic. Ultra-wide perspectives that challenge our sense of scale. Clarity that transports you. A level of detail you have to see to believe. All in the shortest, lightest and most versatile 14-24mm f/2.8 constant aperture zoom available. Optimized for landscapes, cityscapes, night skies, architecture, interiors and environmental portraits—this is the lens for taking it all in.



**Z6 Kit w/24-70mm f/4 S**  
**\$2,799** (SAVE \$400)

Z5 Body - \$1,749 (SAVE \$150)

Z5 Kit w/24-50mm f/4-6.3 - \$2,149 (SAVE \$150)

Z 20mm f/1.8 - \$1,269 (SAVE \$130)

Z 24mm f/1.8 - \$1,199 (SAVE \$100)

Z 35mm f/1.8 - \$949 (SAVE \$150)

Z 50mm f/1.8 - \$679 (SAVE \$120)

Z 85mm f/1.8 - \$949 (SAVE \$100)

Z 14-30mm f/4 - \$1,499 (SAVE \$200)

Z 24-70mm f/2.8 - \$2,699 (SAVE \$300)

Z 24-200mm f/4-6.3 - \$1,049 (SAVE \$150)

FTZ Adapter - \$70\* (SAVE \$259)

\* when purchased with any Z-system mirrorless body or kit

## SONY

After a bit of a dry spell, there are lots of Sony rebates in the works for November! **Current info has these Sony rebates running until November 12th**, although I think there's a chance that some will continue beyond that. The rebates on a few of these camera bodies don't start until start November 6th...

A7R II Body - \$1,799 (SAVE \$600)

A7R III Body - \$2,999 (SAVE \$600)

A7R IV Body - \$3,899 (SAVE \$600)

A7S II Body - \$2,799 (SAVE \$500)

**A9 Body - \$4499**  
 (SAVE \$1000)



These next rebates began on **October 30th** and also go to **November 12th** (and some may continue after) and note there are some rare G Master (GM) rebates too...

A7 III Body - \$2,299 (SAVE \$300)

Sony E 10-18mm - \$929 (SAVE \$100)

Sony FE 12-24 f/4 - \$2,199 (SAVE \$100)

Sony FE 16-35mm f/2.8 GM - \$2,799 (SAVE \$200)

Sony FE 18-200mm LE - \$949 (SAVE \$100)

Sony FE 200-600mm - \$2,499 (SAVE \$100)

Sony FE 20mm f/1.8 - \$1,149 (SAVE \$50)

Sony FE 24-105mm f/4 - \$1,549 (SAVE \$300)

**Sony FE 16-35mm f/4 Zeiss**  
**\$1,549** (SAVE \$250)



Sony FE 24-240mm - \$1,299 (SAVE \$100)

Sony FE 24-70mm f/2.8 GM - \$2,699 (SAVE \$200)

Sony FE 24-70mm f/4 Zeiss - \$1,099 (SAVE \$100)

Sony FE 35mm f/2.8 Zeiss - \$949 (SAVE \$50)

Sony FE 55mm f/1.8 Zeiss - \$1,199 (SAVE \$50)

Sony FE 70-200mm f/4 - \$1,699 (SAVE \$100)

Sony FE 70-300mm - \$1,599 (SAVE \$100)

Sony FE 85mm f/1.8 - \$749 (SAVE \$50)

Sony FE 90mm f/2.8 Macro - \$1,399 (SAVE \$100)





**Sony FE 70-200mm f/2.8 GM**  
**\$3,099 (SAVE \$200)**

## FUJIFILM

Fujifilm's rebates are running from November 2nd, all the way through January 4th, 2021!



**X-T4 w/16-80**  
**with VG-XT4 Grip**  
**\$3,130 (SAVE \$270)**

X-T4 Body with VG-XT4 Grip - \$2,460 (SAVE \$270)  
 X-T4 w/18-55 with VG-XT4 Grip - \$3,000 (SAVE \$270)

X-T30 Body - \$1,075 (SAVE \$125)  
 X-T30 w/18-55 - \$1,625 (SAVE \$75)

X-E3\* Body - \$675 (SAVE \$225)  
 X-E3\* w/18-55 - \$1,075 (SAVE \$225)  
 X-E3\* w/23mm f/2 - \$1,025 (SAVE \$225)

\* the X-E3 cameras are now only available in silver

XF 23mm f/1.4 - \$1,025 (SAVE \$175)  
 XF 16-55mm f/2.8 - \$1,225 (SAVE \$375)  
 XF 50-140mm f/2.8 - \$1,750 (SAVE \$410)  
 XF 55-200mm - \$675 (SAVE \$265)  
 XF 100-400mm - \$1,900 (SAVE \$670)



## Fujinon XF 50mm f/1.0 R WR Tested and compared!

In case you don't check out our blog or social media regularly, you might be interested in seeing my review and comparison of Fujifilm's latest ultra-fast prime, the XF 50mm f/1.0. Yep, wide open, it is an f/1.0 lens, which is a full stop faster than an f/1.4 prime. I compared

it to five other Fujinon lenses, the 90mm f/2, the 56mm f/1.2, the 56mm f/1.2 APD, the 50mm f/2 and the 35mm f/1.4. After testing, I concluded that if I were a portrait photographer, the two Fujifilm lenses I would certainly own are the 90mm f/2 (which I do already) and the new 50mm f/1.0. The 50mm renders out of focus areas very nicely indeed, even nicer in my opinion, than the 56mm f/1.2 APD, and at \$1,999, the new 50mm is actually slightly less than the 56mm APD, which is \$2,019. The only real downside is the size and weight, which is indeed substantial. Here is a photo of all the lenses side by side, although since the APD version of the 56mm is exactly the same size, I didn't include that one. The new 50 f1.0 is in the middle...



In brief, the XF 50mm f/1.0 was impressive, although personally, I still do prefer longer focal lengths for portrait work and my favourite is still the XF 90mm f/2. However for environmental portraits, if you want to get a wider view on the subject in their surroundings, then the 50mm would be a much better choice than the 90mm. My inexpensive little Fujinon XF 50mm f/2 R WR, which was included in the



FUJIFILM  
X | GFX



# FUJIFILM HOLIDAY OFFERS

SAVE UP TO <b>\$270</b> ON THE X-T4 WITH VERTICAL GRIP	SAVE UP TO <b>\$575</b> ON THE X-T3	SAVE UP TO <b>\$375</b> ON THE X-T200	SAVE UP TO <b>\$670</b> ON SELECT LENSES
--	---	---	--

The FUJIFILM instant savings promotional offers are effective from November 2, 2020 through January 4, 2021, or while participating dealers' supplies last.



test, is wonderfully sharp, light and compact, however at further distances the maximum aperture of f/2 wouldn't offer all that much subject isolation, which is where the f/1.0 version would certainly excel. The test was somewhat limited in scope, but hopefully it will give you a sense of how all these lenses compare to each other...

[www.beauphoto.com/tested-fujinon-xf-50mm-f-1-0-r-wr/](http://www.beauphoto.com/tested-fujinon-xf-50mm-f-1-0-r-wr/)

The Fujifilm XF 50mm f/1.0 sells for \$1999.95

[www.beauphoto.com/product/fujinon-xf-50mm-f-1-0-r-wr-2/](http://www.beauphoto.com/product/fujinon-xf-50mm-f-1-0-r-wr-2/)

Here is a shot from this lens, wide open at f/1.0 of course...



## PRO SALES

KEN S.

### Black Friday Specials

We have a lot of Black Friday specials coming your way but they are too special to announce just yet. Please watch our website for these great deals.

### Shine a light on these shorter and darker days.

With the days getting shorter and darker, working only with natural light can be a real challenge. With the limited amount of daylight hours and dark miserable days ahead you can't rely on the sun to be there when you need it. Did you know Beau Photo carries a wide range of lighting products from Profoto, Hensel, Broncolor, Nanlite, Savage and Elinchrom? Whatever your needs both big and small we are able to help you out. Below are some specials currently running at Beau Photo.

### Hensel Certo 400 Basic Kit



Hensel has introduced a new line of compact and economical strobes: the Certo 200 and Certo 400. These strobes are designed for students and new professionals who are just starting out. Hensel did not compromise quality to deliver the performance and quality we have come to expect from them.

The compact and light weight Certo flashes offer short flash durations of up to 1/3,400's, fast flash recycling of 0.4-1.1's and settings range that covers 6 or 7 f-stops in 1/10 steps. Thanks to their rugged construction, straightforward interface and quick access to all functions, using them is a breeze!

Both the Certo 200 and 400 features include; a 16-channel

integrated radio sync that allows wireless firing. Hensel's EH mount system offers a quickest and easy way to attach Hensel light modifiers. The Certo Strobes flash tube and protective glass dome are mounted together on a plug base, making any exchanges quick and hassle-free. Active cooling ensures safe, continuous operation and lets you use the bright 150W halogen lamp modeling light. The power display can be switched from relative f-stops to watt seconds. Hensel's well-designed Certo compact flash units offer a cost-effective entry into one of the industry's most versatile lighting systems. A wide selection of Hensel light formers expand creative possibilities allowing the system to grow with the user's needs. Like all other Hensel strobes, you can count on long term safety in terms of service, something only a well-known brand can offer.

**Beau Photo is now stocking the specially priced Certo 400 Basic Kit which include 2-Certo 400 w/s heads, 2-stands, 2-umbrellas, a Cactus radio transmitter and a transport bag. All for only \$1750.95. Please come in and check it out, and ask about the additional in-store specials.**



## Profoto A10

For those who are looking for something smaller, more portable and battery powered Check out the Profoto A10. The A10 is like its siblings the A1 and A1X, designed with amazing light shaping capabilities. It has a round head that gives a natural light spread with smooth fall off and thanks to

the smart magnetic mount you can be creative with the full range of Profoto "Clic" light shaping tools. "Clic" light shapers can easily be stacked for more creative options. The A10 also offers a built-in LED modeling light that makes it easy to position the light and understand how light and shadows work together.

It's extremely easy to use. The user interface is large, clean and clear. Like all Profoto products, it's intuitive to use

and you don't need to read a long instruction manual to understand how it works. AirTTL remote is also built in to the A10. With AirTTL and HSS you create professional results fast and easy and with the remote you can seamlessly connect to other Profoto flashes and control them from the A10.

Profoto A10 is not only an on-camera flash, it's also very effective off-camera as a standalone unit. The A10 has its own Li-Ion high capacity exchangeable battery that lasts up to four times longer than AA batteries with no performance fade, and a facility to recharge quickly - so you can shoot for longer with confidence. And the A10 can keep up with you because it recycles four times faster than other on-camera solutions - that's 1.0s at full power. Put simply, you'll never miss a shot.

**EI-PT901230 Profoto A10 Canon - \$1495**

**EI-PT901231 Profoto A10 Nikon - \$1495**

**EI-PT901232 Profoto A10 Sony - \$1495**

**EI-PT901233 Profoto A10 Fujifilm - \$1495**

In addition, Profoto has announced the new A10 Off Camera kits which include the Profoto Connect for only **\$100 more**. It's a great deal since the Profoto Connect regularly sells for \$399.95

**EI-PT901240 Profoto A10 Off Camera Kit Canon - \$1595**

**EI-PT901241 Profoto A10 Off Camera Kit Nikon - \$1595**

**EI-PT901242 Profoto A10 Off Camera Kit Sony - \$1595**

**EI-PT901243 Profoto A10 Off Camera Kit Fujifilm - \$1595**

## Profoto A1X Price Drop

With the announcement of the new Profoto A10 there has been a price drop on the Profoto A1X. Now the A1X will be selling for \$1195.00 and the A1X Off Camera kits will be selling for \$1349.00

**Also when you purchase a Profoto A10 or A1X between now and November 30th you will receive a free gift\*.**

**Come into the store for more details.**

*\*limited quantities so don't wait!*



## Clearance Lighting



### Hensel Porty 1200 lithium Kit floor model on sale.

This is a great location kit for the outdoor photographer. This kit includes

1- Porty L 1200, 1- Eh Pro mini 1200P head, charger, 7" reflector and rolling bag. With the shift to a Lithium

battery from the old lead acid batteries, Hensel has re-engineered the Porty for today's photographer. Not only faster, the Porty L 1200 is smaller, lighter, and stronger than the previous lead-gel cell battery units. What is packed into this generator? Well it has a 1200W/s output but only weighs 13 lbs. (5.9 kgs). It has a very fast flash recycle times, starting from 0.2 sec. Combine that with extremely short flash duration up to 1/8100 sec, symmetric or asymmetric power distribution, individual settings in 1/10 f-stop increments, and an output range of 7 f-stops, you have one great, portable studio light kit.

**One only, floor model. Sale \$2799.00 Regular \$ 4295.95**

## Used Lighting

We have a huge selection of used lighting at the moment and there is no better way to save money than purchasing used gear that has been well taken care of. Many are monolights so they are very easy to use for those starting out, and light enough to move around easily. Also most of the used kits come with cases so they store neatly away.

Here is just a sample of what is available:

**Visatec Solo & Logos 1600 w/s 3 head kit - \$1000.00**

**Hensel Integra Pro 500 Plus 2 head kit with transmitter, stands and softbox - \$1400.00**

**Bowens Gemini 500/500/1000 3 head Kit with 3 softboxes \$1800.00**

**Bowens GM 400 2 head Kit with softbox, umbrella and stands - \$900.00**



**Hensel Integra Pro 500 Plus 2 head kit with transmitter, stands and softbox - \$1300.00**



**Profoto Compact 600 2 head Kit with stands and 2 umbrellas - \$1800.00**



Paul C Buff Alien  
Bees B800 3 Light kit  
\$1100.00

We also have lots of used single monoheads ranging from \$75.00 to \$350.00

## Battery Powered Strobes

Are you looking for battery powered strobes for your self-portrait or family portrait sessions in your back acreage or private lagoon? We still have a couple of **ex-Rental Hensel Porty** kits for sale.

**Kit 1:** this kit includes 1-Hensel Porty 1200 L Lithium, 2-EH Pro Mini 1200P Speed head, 2 Batteries, Charger, Sync cord and Hensel transmitter. \$2099.00

**Kit 2:** this kit includes 1- Hensel Porty 1200 L Lithium, 2-EH Pro Mini 1200P Speed head, 3 Batteries, Charger, \$2099.00

**Used Hensel Ring light:** RF 3000 P/PM –XS Handy, mobile light source creates a direct but soft light. Wide assortment of accessories available- like standard reflector with grid and even a special Octabox (to be used with Hensel Pack) \$800.00

## Manfrotto Specials

Prices valid until November 30th

### Manfrotto Carbon Fiber Tripods

Manfrotto MT055CXP4 Manfrotto 055 Pro 4 section Carbon Fiber Tripod w/ 90 Degree arm rotation  
Sale \$579.95 Reg. 650.95 Save \$71.00

Manfrotto MT190CXP4 Manfrotto 190 Pro 4 section Carbon Fiber Tripod w/ 90 Degree arm rotation  
Sale \$499.95 Reg. \$583.95 Save \$84.00

### Manfrotto Aluminum Tripods

Manfrotto 055XPRO3 3 section tripod - Sale \$249.95  
Reg. \$310.95 Save \$61.00

Manfrotto 190XPRO3 3 section tripod Sale \$259.95  
Reg. \$286.95 Save \$27.00

Manfrotto 055 Pro 3 section with MHXPRO-BHQ2 Ball head - Sale \$369.95 Reg. \$480.95 Save \$111.00

Manfrotto 055 Pro 3 section with MHXPRO-3W Pan 3 way head - Sale \$399.95 Reg. \$468.95 Save \$69.00

Manfrotto 190 Pro 3 section with MHXPRO-3W Pan 3 way head - Sale \$399.95 Reg. \$437.95 Save \$38.00

Manfrotto Befree Advanced Aluminum 4 section tripod  
Sale \$249.95 Reg. \$279.95 Save \$30.00

## Joby Gorillapod Specials

**Hold Your camera steady anywhere you need!**



### Joby GORILLAPOD 5K Kit:

This kit is built with the pro photographer in mind. Machined aluminum GorillaPod plus precision-engineered ball head with Arca-Swiss® compatible quick release plate. Can be configured for still photography, cinematography, vlogging



gorillapod®



**Go anywhere with your camera!**

GorillaPods are in stock at Beau and  
on sale for the month of November!

**GorillaPod 3K PRO**

The Metal [R]evolution





or live streaming in 3 modes: grip, wrap or stand. Supports professional cameras and devices weighing up to 5kg.

Sale 189.95 Reg. \$249.95



Joby GORILLAPOD 3K Kit

Perfect for mirrorless cameras. The Joby GorillaPod 3K PRO Kit is Joby's latest design GorillaPod Tripod with a ballhead capable of holding 3kg. It is a serious GorillaPod for premium Mirrorless camera users.

Sale \$139.95 Reg. \$179.95

### Joby GRIPTIGHT MOUNT PRO 2 PHONE MOUNT with GORILLAPOD :

The GripTight Mount PRO fits any smartphone and offers a robust, locking and rotating solution for more optimal set-up of photos and videos. This is a



premium clamping mount that keeps your phone secure in any situation. The GorillaPod legs wrap around objects for unlimited angles. Add lights and mics via removable Cold Shoe PRO Mount with its 1/4"-20 compatible attachment point for additional accessories

Sale \$89.95 Reg. \$99.95

### Joby GRIPTIGHT PRO TABLET



GripTight Mount PRO fits most tablets and offers a robust, locking and rotating solution for more optimal media viewing, photography, video capture, FaceTime,

Skype, DIY projects—plus includes an optional flexible tripod for limitless set-ups.

Sale \$44.95 Reg. \$59.95

### New in Used

#### Syrp Magic Carpet Motorized Slider.



We recently received a used Syrp Magic carpet motorized slider on consignment. This is a great kit to create silky smooth panning and track motion, perfect for interview shots, b-roll and dynamic time-lapses. This kit comes bundles with a Syrp Genie. The Genie is a versatile and portable solution for motion control time-lapse and video when used by itself. Mount it to a tripod to record smooth panning shots, or connect it to the slider to shoot silky smooth tracking shots. \$1200.00

# Profoto A10

## The last on-camera flash you'll ever need

How do you improve the best on-camera flash in the world? It's not an easy feat, but if there is one thing you can expect when you invest in gear from Profoto, it's quality and longevity. The A10 has got all the quality and performance of its predecessor A1X as well as Profoto's newest bluetooth enabled technology Profoto AirX built in. It enables you to unleash the full power of the A10 flash no matter what type of capturing device you use - now and in the future.

Buy the Profoto A10





# Sell your used equipment!

Do you have used equipment in good condition that is begging to be loved by someone? Sell it and make a little extra cash, or use it toward a new camera or lens you've been eyeing.



KEH is again having a buying event, but this time it will be done by e-mail and will be ongoing! Make a list of the equipment you would like to sell, along with a note about the condition it is in, and send it to Ken at [prosales@beauphoto.com](mailto:prosales@beauphoto.com). Your equipment will be evaluated, and you will then bring in the items that KEH is interested in for an inspection by their local rep. You will either get a cheque or a store credit that includes a 10% bonus that you can use here at Beau toward anything you like. Call or e-mail if you have any questions.



## ACCESSORIES

MEGHAN S.

### Black Friday Arrives Early with a SUPER SALE on all Mindshift Products in Store!



For the month of November we are doing a crazy sale on all the Mindshift Rotation series camera bags we have in store.

**That's right - all of them. That's right - a crazy sale!**

We have four styles of Mindshift bags in stock currently, which means there is really a style for everyone and every type of camera! Before you know it the holidays will be here too and these bags could make a great gift for that adventuring photographer in your life.

The fantastic thing about these bags is their innovative rotating belt pack. Each backpack has a main compartment for accessories or your everyday needs whether you are commuting, hiking or skiing even, (it's almost that time of year!) plus a rotating belt pack for your camera gear. The belt pack allows for quick access when you want to take a photo but protection when you are mid-hike or mid-transit. Being able to access your camera gear without ever having to take your backpack off means you never miss a shot, and never have to set your bag down in the dirt.

The four different styles of bags vary mainly in size. For small, mirrorless camera kits there is the Trail. The smallest and lightest weight bag of the four styles, is great as an everyday commuter bag or for short day trips. The belt pack



**Mindshift Rotation 180**

**Trail backpack:**

**Super Sale Price - \$115.00**

**Regular Price - \$299.00**

has room for a smaller mirrorless with short lens attached plus another small prime lens or accessories. The main backpack has room for a water bottle, and a small amount of personal belongings. Available in both charcoal and tahoe blue colour.



**Mindshift Rotation 180**

**Panorama backpack:**

**Super Sale Price - \$132.25**

**Regular Price - \$349.00**

The next size up is the Panorama – which has a bit more room in the belt pack to carry either a larger mirrorless camera with a small extra lens, or a smaller body with several extra lenses or accessories. The backpack part has enough room for a water bottle, snacks, an extra lightweight jacket or sweater and a spot to attach a small tripod to the front. A great bag for a longer day hike or as your everyday biking backpack. Available in charcoal and tahoe blue.





**Mindshift Rotation 180  
Horizon backpack**  
**Super Sale Price - \$184.00**  
**Regular Price \$449.00**

Third in line is the Horizon, with a bit more room all around - enough to carry a DSLR with lens attached and some extra accessories or a mirrorless kit with a longer lens attached or as an extra. The main backpack allows even more space, enough to pack for a larger trip if you need to, as well as includes a spot for a tripod on the front and an extra coat or blanket underneath attached by straps. Available in charcoal only.

Lastly, the largest of the Mindshift bags is the Professional. The design changes a bit for this one and the capacity



**Mindshift Rotation 180  
Professional backpack**  
**Super Sale Price - \$287.00**  
**Regular Price \$449.00**

increases by quite a lot to accommodate a large DSLR with a medium length or shorter lens attached as well as another smaller lens or accessories. The backpack section can hold a large capacity of extra items as well if you find yourself out climbing a mountain or skiing down it and need some back up gear. Available in dark forest green only.

All of the Mindshift Rotation series bags also include a spot for a water bladder of varying size depending on the bag. They do not however come with raincovers, except the Professional backpack. But not worry as we've got those too and they are also on a crazy sale!



We also have a few small **accessory kit storage bundles** left and we've even dropped the price on those which makes them an even crazier deal than

ever before! Available is the Medium Kit case, which is a small padded case for a flash, cords, batteries, adapters... you name it! Or the Medium Bundle, which includes the Medium Kit case, plus two smaller cases for cords or chargers and a small battery/card wallet. These cases allow you to make sure everything you need is organized and in its place so you are not always fishing around in your closet for chargers and cables like I am!

**The Medium Kit on its own is the crazy low sale price of \$25.00....Regular Price is \$59.00!**

**The Medium Kit Bundle is on sale for \$40.00 and hold on to your hats, its regular price is \$139.00!!**

Again, here are the crazy sale prices on the Mindshift Rotation series backpacks!

**Mindshift Rotation 180 Trail backpack:**  
**Super Sale Price - \$115.00 Reg. \$299.00**

**Mindshift Rotation 180 Panorama backpack:**  
**Super Sale Price - \$132.25 Reg. \$349.00**

**Mindshift Rotation 180 Horizon backpack:**  
**Super Sale Price - \$184.00 Reg. \$449.00**

**Mindshift Rotation 180 Professional backpack:**  
**Super Sale Price - \$287.50 Reg. \$449.00**

**As well, the raincovers for the Trail/Panorama/Horizon backpacks are on Super Sale for \$17.00 each, Regularly priced at \$42.00.**

## RENTAL NEWS

JASON K.

### A Mini Weekend

Beau Photo will be closed for Remembrance Day on Wednesday November 11th. This means that rentals picked up on Tuesday would be returned Thursday for only a one day charge. Try out a different camera or lens to document the ceremonies, or for a photo excursion after.

Jason is away on holidays now but will be back soon to share some photos from his time away. Watch the blog for some gear reviews and as always, some great wildlife photos.

Don't forget about our try before you buy program! Try something out that is available in our rental department before you decide to buy. If you love it and want to buy one within 30 days, you can receive up to two days of the rental cost as a credit toward the purchase. Ask us for more details and if restrictions apply.

### Available at Beau Photo!



These ULTIMATE CANADIAN PHOTO NERD TOTES retail for \$25 and come with a mini PhotoED pin + a printed insert with the photographers short bios. They are made from recycled materials + easily fit 11x14 paper boxes! (and of course copies of PhotoED magazine!)

## FILM / ANALOGUE

NICOLE L-D.

As winter settles in most of us will no longer have as many opportunities to shoot in the daylight. The darkness will soon be cast upon us! Do not balk at it, capture it, both indoors and outdoors! While a sturdy tripod, cable release and high speed film may aid you in your night photography, I personally feel a lens with a wide open aperture is a more fun and useful purchase!



At the moment we have these beauties on sale in the store:

Minolta MD 50mm f1.4 \$ 150

Canon FD 85mm f1.2 L \$900

Nikon 85mm f1.4 Ais \$700

Nikon 50mm f1.4 Pre-Ai \$200

Konica Hexanon 57mm f1.4 \$150

High speed film options are slim, however, the different film that we do have are unique from one another:



Kodak Portra 800 – warm, cozy daylight balanced film.

35mm 36exp. - \$19.19

120 - \$19.66 each

Ilford Delta 3200 – soft B&W film that doesn't lack contrast.

35mm 36exp. - \$15.57

120 - \$11.40 each



# West End Darkroom



Our Darkroom is **Temporarily Closed** but we will re-open along with the Community Centre in due time.

**\$36/yr**  
member  
fee

We offer darkroom access, workshops, and community of other film shooters.

Located in the West End Community Centre, 870 Denman

**[westenddarkroom.ca](http://westenddarkroom.ca)**

Kodak TMZ P3200 – B&W film laden with thousands of delicate grains of the finest quality, coming together to create stunning low light photographs.

35mm 36exp. - \$15.81 each

I yearn for the days of Fuji Superia CU 1600. In my early 20s I shot it almost exclusively. One can still achieve 1600 ISO by pushing 800 ISO films one stop. This won't create more light but it will certainly capture it if it's already there. Just be sure you remember you pushed it and tell the lab when your getting it developed so they will adjust accordingly.

### Tripods!

Personally I find tripods annoying, but in some cases, they are a necessary evil. I use a few modest sized cameras (Nikon FM2n, Rolleicord Vb and a Fuji XT1) and generally I do try getting away with hand holding them, however when I do use a tripod I like the **Manfrotto BeFree Advanced (on sale now for \$249.95).**

As the name suggests, it does in fact give me more freedom than a regular sized tripod. It's affordable and light weight while keeping a quality feel. There are few things that take away from a good day out with my camera more than using a cumbersome clacker style cheapo tripod. Based on how many turn up here in the store I feel this sort of tripod was a household must have in the 80s & 90s, I have no doubt quite a few still lurk deep within closets everywhere.



### Cable Releases!

If you are doing long exposures or light painting you'll need one. This century, they are less than exciting. However I have seen a great many self portraits from long ago where the photographer has used a really long cable release and it has become a part of the photo. You too can try this by picking up a **20 footer for \$36.69 or a regular Nikon brand 12" for \$29.95.**

Here are some low light shots by staff:



'Hot Box' Kodak Portra 800, Pushed 1 stop 1600ISO - Mustafa



'Impalahead' Ilford Delta 3200 - Mustafa



'Blooming' Kodak TMZ P3200 - Nicole





'Feeling Blue' Cinestill 800T - Mustafa



'Exit Bathurst St' Kodak Portra 800 - Mustafa



'Caucasian Rabbit' Cinestill 800 T - Mustafa



'Park Bench'

Kodak Tri-X shot at 6400 and stand  
developed in Blazinal - Nicole

## FILM/CAMERA TEST

MUSTAFA

### Create your own home development setup.

It may seem quite intimidating to even think about developing your own film at home. All the chemicals and tools you'll need seem quite overwhelming at a glance. Here at Beau Photo, we are here to help you get started on your home development journey in a quest to save yourself a pretty penny so you can buy more film and shoot more. We have everything you need all in one place! Here are the main tools you will need to get started with B&W developing:



#### Paterson universal tank with 2 reels - \$40.87

Most people buy the two reel tank as it lets them develop two rolls at once.

The tank is simply a light tight container in which you will put the film in for developing. It will also fit one roll of 120 film

#### Paterson Changing bag - \$58.38

Its not a giant bag where you change your outfit, but instead its a black bag where you would load your film into the tank. After all, you need to load it in the dark and this lets you do that without having to black out an entire room.

#### Canister opener - \$2.50

Unless you have strong fingers, you will need this to open the film canister so you can take the film out to load it.

#### Scissors (your local stationary store)

Used to cut the leader off the film to load it onto the reel.

#### LegacyPro Dial Thermometer - \$27.99

This measures the temperature. You will need this to measure the temperature of the chemicals and water. The developer is especially important to get right.



#### Jugs - \$13.90, and graduate beakers - 10.56-40.86 depending on size

Containers that measure the volume of liquid. Handy when you are making your dilutions and mixes. Wash thoroughly between chemicals or just get one jug for each chemical

(developer, stop, fix)

#### Funnel - 8.75

Chemicals, especially fixer, stain and leave behind a smell reminiscent of petrol. I don't know about you, but I don't want my bathroom to smell like an old garage so the funnel helps with avoiding spillage.

#### Storage containers - \$13.89 - 22.64 depending on size

If you're mixing your chemicals, you might want to mix them into containers. Datatainers are a popular option, as they contain note areas on the bottle so you don't mistake your chemicals for detergent.

#### Film clips - \$15.34

No, I'm not talking about clips of your favourite movies on Facetube or whatever, but rather little clips that will let you hang your negatives out to dry after development.

### The Process

An important note before you start. You should not develop your film in your kitchen! Develop in the bathroom instead. You don't want to get any chemicals in your food. Now you've loaded the film into the tank, its time to get the developing going. Measure the temperature of the water and developers with a thermometer. When determining developing times and temperatures, check the developer bottle as it is different for each developer and film combination. There is an excellent resource called the Massive Dev Chart online (<https://www.digitaltruth.com/devchart.php>) where you can simply input your developer and film stock to get



times, temperatures and dilutions. But of course, there is a lot of room for experimentation, with plenty of developer recipes out there. You can even make your own!

So get all your jugs, beakers and funnels ready as we move on to the different chemicals you will need.



### Film developer

There are a lot of B&W developers out there that yield different results with different films. But to start easy, there's either liquid concentrate developers or powder developers which you will need to mix. Either is fine, liquid concentrate developers

simply have a longer shelf life. They are also different dilutions for each type of developer, which yield different results - but don't worry too much about this if it's your first time. Agitate every 30 seconds or minute! Most developers are NOT reusable, so dilute them heavily before chucking them down the drain.

### Stop Bath

A stopping agent that halts the developing process on the film. It smells a lot like vinegar, so don't mistake it for actual vinegar and use it in your meals! Ilford's Ilfostop is odourless. You can re-use this until it is exhausted, so don't put this one down the drain after each use, get a [Datatainer bottle](#) to put the working solution in. You will know it is exhausted when the odourless stop bath starts to turn purple. Kodak also makes what is called an indicator stop bath that turns purple when its exhausted so you'll know when to chuck it. It is safe to go down the drain. 10 inversions of the tank should be good.

### Fixer

This removes the unexposed silver halide crystals on the film, leaving behind the reduced silver that makes up the image. Now the film is insensitive to light. You can reuse fix until it is exhausted, which happens to be after about 10-15 rolls of film, depending on the quality you've mixed and the size of film you have. Again, agitate the tank every

minute. You should fix for 3- 5 minutes, depending on the age of your fixer. \* Once your fixer is exhausted though, this is the one chemical you don't want to be putting down the drain as it will contain silver, which is hazardous to the environment. Consult the city or a local lab to see if they will take your exhausted fix for you.

### Rinse

Wash your film under the tap for at least 15 - 30 minutes, making sure that the water is exchanging in the tank rather than just flowing over the top. It is important to wash the film well as any fixer that is left will degrade the image over time. You can also use a hypo-clear step to help remove any residual fixer.

### Photo-flo

Use a few drops in your final rinse water and agitate for a few seconds. This is basically like a soap that helps prevent water stains on your film during the drying process.

That is all there is to it. Hang your film to dry for a few hours, and then scan or print them! If you don't have your own scanner, you can use our [Canon Self Serve Scanning & Printing Station](#) or head to the public library, some of which have scanners. There are also a couple of film labs in Vancouver that can scan film for you too, such as [Rocket Repro](#).

Colour developing will need different chemicals, and we sell the kits here but otherwise all the other tools are the same. If you are unsure about anything, you can pop us an e-mail or give us a call, or even stop by the store where we can help you get set up!

We also have a hands on [course on black and white film developing](#) here in the shop. It is an individual session and you bring your own roll of film that you will develop here as you learn all the important details about film processing. We cover chemical selection and use, processing techniques, and we can answer any questions you might have about getting started on your own film processing journey. Call us or e-mail [film@beauphoto.com](mailto:film@beauphoto.com) for more information or to book a session.

## RENAISSANCE ALBUMS

MEGHAN S..

### Renaissance Holiday Deadlines and Early Bird Special!



### It's that time of year again.... time to get your holiday album orders in!

This year Renaissance is kindly offering an **Early Bird discount special to those who manage to get their orders in before November 15th!** However, as we have changed the way our clients are ordering these days and all orders are to be submitted to me via file transfer, I do ask that you **please have your orders in to me by end of day November 12th at the latest so that I can be sure to get them in before the deadline for you!**

When submitting your orders to me, don't forget to email me the details of your album as well as send the file transfer (WeTransfer is preferred, though DropBox works too!) and be sure to include the discount code in your email **HOLIDAY15** for 15% off all **CUSTOM** album orders. Email all orders to [albums@beauphoto.com](mailto:albums@beauphoto.com)

If you can't manage to get your holiday order in before the early bird deadline, here are the final dates for when your album **MUST** be submitted to me by to ensure you will receive it in time for Christmas (to arrive by Dec 23rd.) **PLEASE NOTE:** If you are a customer outside of BC, please have your order in an extra week early to allow us to ship

your albums to you in time!

**In addition all orders MUST be marked "HOLIDAY ORDER" if you need them in time for Christmas.**

**Here are the deadlines to be aware of:**

- Custom Albums -

For regular GROUND shipping you must have your files submitted to me by Friday, November 20th.

For EXPRESS shipping (an extra charge from the regular ground shipping charge) you must have your files submitted to me by Monday November 30th.

**NOTE:** If you are ordering a Bowery book, Galleria album or any order that includes custom stamping, metal covers or deluxe presentation boxes please have your orders submitted a week prior to the listed dates above.

- Mix & Match Stock albums

(stock albums that require a custom cover/mats)

Please have those orders in by the above dates as well. Please note as well that while I try to have stock albums shipped together to avoid shipping charges, if you need a stock album by a deadline and there are no other albums for it to ship with then you may incur a shipping fee.

If you have any questions or concerns please don't hesitate to call or e-mail me at [albums@beauphoto.com](mailto:albums@beauphoto.com)





# Scanning Services

**Get your prints, negatives, and slides scanned so you can share the images with friends and family.**



**Do you have boxes and albums full of old photographs? We now offer a scanning service brought to you by Photo Expert Scanning. This great new service is a low cost approach that delivers quality images suitable for printing up to 12×18 inch sized prints.**



- All scans are jpg format
- Print scans are all 300 DPI. 600 DPI is available on request
- 35mm scans are 2000 x 3000 pixels.
- With a properly exposed, sharp image, scans can easily be printed to 12 x 18 inches.

[www.beauphoto.com/scanning-services](http://www.beauphoto.com/scanning-services)

**Note: this is not an in-house service and takes approximately two weeks from drop-off to completion.**

# Beau Photo is the Canadian Dealer for Renaissance Albums

Renaissance Albums are handmade and printed in New York by a family owned company who have been creating these beautiful albums for over 30 years. With many classic and modern album styles to choose from, Renaissance continues to be a leader in custom professional album production.

We work closely with Renaissance Albums to make sure every one of your albums is perfect so you can present your best work to your client. We take care of all the hassle so all you have to do is create stunning work.

Photography by Rebecca Gosselin



RENAISSANCE  
RENAISSANCE ALBUMS

For more information or to set up an appointment to view our sample albums, please contact Meghan at [albums@beauphoto.com](mailto:albums@beauphoto.com).





A series of short articles to both protect and grow your business through insurance and tax strategies.

### **Tax Tip #1**

#### **Introducing the Dollar Tax Club!**

As I have mentioned in earlier articles, I head up the MrInsurance.ca brokerage based here in Vancouver. As such, I am part of the MrTaxes.ca group of companies. We provide full financial planning for our clients with our goal of minimizing taxes and maximizing wealth, be they individuals or businesses. Our team has Accountants, Tax Preparers, Insurance and Investment specialists working as a team to craft solutions.

If I asked you about the biggest problem you face as a professional artist-you may say inspiration, fading light, or the need for less noise in your images. The truth is really a five letter word, (cover your childrens eyes), TAXES- lots of them. When you buy, when you sell, when you earn and especially when you crack your favourite bottle of wine to help the creative juices flow while editing.

That is why we created the **Dollar Tax Club!**

Inside the Club we have:

- A free ten year income tax review. ( Come on you didn't do your taxes yourself did you?)
- Exclusive member webinars on a variety of financial topics
- Free first 4 modules of the Accredited Canadian Tax Preparer Course ( learn how the CRA works)
- Social media groups to learn to keep more \$\$\$\$
- Discounts on our tax, bookkeeping and accounting services

#### **The cost??? One loonie, 70 US cents, 16.03 Mexican Pesos ( at time of writing)**

We want to give back, so with every membership we give a \$3 donation to the local foodbank.

We are very confident that you will find value in becoming a member. As a valued member, you can join our affiliate program. We pay a 20% commission on services and a 5% ongoing commission for as long as the client stays with us. Pretty dang good, I would say! Anyone you refer would be able to stick it to the taxman and- we would pay you with cold, hard cash.

Here is a link to more info- contact me if you are interested in finding out more.

<https://mrinsurance.krtra.com/t/1RypsxUJqQ9c>

**Brent Edwardson** is a licensed life insurance broker heading up the MrInsurance.ca brokerage based in Vancouver. As part of the MrTaxes.ca integrated financial services firm, we have Insurance, Accounting, Investment and Legal specialists all under one roof. Brent formerly ran a successful photography business, headed up a national photography association (PPOC) and helped professional photographers with business development. Now an insurance broker for the better part of a decade- he knows your industry and can help with the challenges you face as an visual entrepreneur.

He can be reached at 604-202 0061 [brent@MrInsurance.ca](mailto:brent@MrInsurance.ca) and at [www.Mrtaxes.ca/](http://www.Mrtaxes.ca/) MrInsurance

# Are you confident with your creativity but frustrated with your business?

- Tired of riding the income roller-coaster of a gig economy?
- Want to feel more confident in your value and pricing?
- Is attracting clients and projects you love a big mystery?
- Longing for a doable schedule and maybe even a vacation?

You don't have to do this alone.

Business of Creativity  
helps you bridge that gap between your  
creative skills and running a profitable photography business.

[www.businessofcreativity.ca](http://www.businessofcreativity.ca)

DESIGN

## Framework for Freedom

Design your ideal business to give you time freedom, personal income, and creative fulfillment.

BUILD

## Marketing, Money, & Mindset

Build a strong foundation with a clear marketing message and start generating predictable income.

GROW

## Mastermind for Mastery

Grow revenues, master time management, expand clients, and be part of a curated community.

We have the training, resources, and support you need at each stage of your creative entrepreneurial journey. If you are a working photographer and are feeling overwhelmed with your marketing, exhausted from wearing too many hats, and frustrated trying to create predictable income....**book a call with an advisor.** It's free.

[www.businessofcreativity.ca/advisor](http://www.businessofcreativity.ca/advisor)

Get clear on the next step you need to take to have a life and make a living doing what you love.

You are already great at photography,  
it's time to be great at business too!



[www.facebook.com/groups/thebusinessofcreativity](https://www.facebook.com/groups/thebusinessofcreativity)



[www.instagram.com/businessofcreativity](https://www.instagram.com/businessofcreativity)