



Copyright © *Uki Yonder*, 2019
www.sublimephoto.com

Fujifilm X100F
1/500sec. f9
200ISO

BEAU

PHOTO

Beau Newsletter - March 2019

New Fujifilm X-T30 • New Fujinon XF 16mm f/2.8R WR • Canon EOS RP Mirrorless Body • New - Nikkor Z 14-30mm f/4 S zoom • Rebates and sales on many cameras and lenses! • Tripods on sale • Project Instant V6.0 call for entries • Ordering Renaissance Albums • more...

DIGITAL

MIKE M.

New Products!

Recently, there have been a bunch of awesome new product announcements! I am going to cover them briefly below and mention some of the relevant rebates as well...

NEW! Fujifilm X-T30



Think of this as almost a “younger sibling” to the X-T3 since it shares many of the the X-T3’s impressive specifications, including its 26.1 MP X-Trans sensor, its X-Processor 4 CPU and has significantly improved AF over the X-T20, with some improvements over its bigger brother even, which the X-T3 will get in a future firmware update. It shares many of the same video specifications as the X-T3 as well, but only gets you 8-bit 4:2:0 internal recording and maxes out at 30 fps in 4K, whereas the X-T3 will get you 10-bit internal and 60 fps for 4K.

It’s EVF is certainly not as impressive as the one in the X-T3 either and it does not have the vertically hinged rear LCD, only offering horizontal tilting up or down. It also lacks its



bigger brother’s weather sealing, although it is, of course, much smaller and lighter than the X-T3. It has gained a focus joystick though, a definite improvement over the X-T20 and will come in black and silver initially, with a charcoal gray option appearing later in the year.

Fujifilm has also added Bluetooth connectivity to make WiFi connections to smartphones much more convenient than before and has even improved the camera’s battery life over the X-T20. The X-T30 will start shipping on March 20th and will be available in the following configurations in both silver and black versions...

X-T30 body: \$1,199

X-T30 kit w/XF18-55mm: \$1,699

The following kit will be special order from us since we have found most of our customers opting for the higher end XF kit over the XC kit. That said, for a mere \$100 more you are getting a solidly performing kit lens...

X-T30 kit w/XC15-45mm: \$1,299

In addition, there are some **introductory specials for the X-T30** where you get a large \$370 instant rebate when you bundle a body or kit with either the XF 23mm f/2, the XF 35mm f/2 or the XF 50mm f/2! These specials are running until April 18th.

NEW! Fujinon XF 16mm f/2.8R WR (\$499)



The next item Fujifilm has announced is the new, compact and lightweight XF 16mm f/2.8R WR for their APS-C



FOCUS on LENSES

SALES EVENT



XF16mmF1.4 R WR
Save up to \$325



XF56mmF1.2 R
Save up to \$325



XF56mmF1.2 R APD
Save up to \$400



XF80mmF2.8 R LM WR Macro
Save up to \$350



XF90mmF2 R LM WR
Save up to \$325



XF200mmF2 R LM OIS WR
1.4X F2 TC
Save up to \$1300



XF8-16mmF2.8 R LM OIS WR
Save up to \$625



XF10-24mm F4 R OIS
Save up to \$325



XF16-55mmF2.8 R LM WR
Save up to \$350



XF50-140mmF2.8 R LM OIS WR
Save up to \$500



XF100-400mmF4.5-5.6 R LM OIS WR
Save up to \$625

X-System, a lens that has been designed along the same lines as the 23, 35 and 50mm f/2 primes. It is the smaller version to the much larger XF 16mm f/1.4R WR and while it does share its weather-resistant construction, it does not have the focusing ring with the pull-back MF clutch. I have yet to test the new 16mm, but I am looking forward to putting a production lens through its paces as soon as possible!

The black version of 16mm lens will start shipping on March 20th, with the silver one sometime in May, for only \$499.

We are taking preorders for the X-T30 and 16mm now. e-mail digital@beauphoto.com for information or to put your name on the list. I have yet to test either one in person, sadly not even preproduction models, but should have a report ready for our April newsletter!

Reminder: Fujifilm X-H1 Price-Drop!



Just as a reminder to those looking to upgrade their older Fujifilm camera, or for those wanting to get into the system with a higher end body: the X-H1 has dropped in price by a huge amount. You can now get the X-H1 body, with the vertical grip as well as two extra batteries for a mere \$1,699. This is great value for a very good camera indeed, a close second behind the top-end X-T3 in pretty much

every respect, and it's still the only Fujifilm body that has IBIS (in-body image-stabilization) which is awesome if, like me, you enjoy using all the fantastic Fujifilm prime lenses. In fact, if I were to buy anything to augment my X-Pro2, it would be the X-H1 and not the X-T3 since, as mentioned, I'd love to have IBIS for use on all my primes, and I personally find the overall ergonomics of the X-H1 preferable to the X-T3. However, many people do prefer the X-T3, and that is the beauty of our rental dept: if you are having a hard time deciding on which camera to buy, just rent them both for a weekend, compare them in detail, and whichever one you choose, you'd get the rental back for both when you purchase either one. Ask us for details!

Fujifilm Rebates

While there aren't as many rebates running now, compared to Boxing Week/early January, there are still some very good ones on several higher end lenses and even some bodies, including the X-T3!

- Fujifilm X-T2 Body - \$1,430 (SAVE \$320)
- Fujifilm X-T2 Graphite Silver Body - \$1,680 (SAVE \$320)
- Fujifilm X-T3 Body - \$1,770 (SAVE \$130)
- Fujifilm X-T3 Kit w/XF18-55mm - \$2,150 (SAVE \$250)
- Fujifilm X-Pro2 Body - \$1,950 (SAVE \$250)
- Fujifilm X-Pro2 Graphite w/XF23mm f/2 - \$2,730 (SAVE \$170)

New X-T30 Soft Bundles: see details above in X-T30 section!

- Fujinon XF 16mm f/1.4R WR - \$975 (SAVE \$325)
- Fujinon XF 56mm f/1.2R - \$975 (SAVE \$325)
- Fujinon XF 56mm f/1.2R APD - \$1,500 (SAVE \$400)
- Fujinon XF 80mm f/2.8R OIS WR Macro - \$1,200 (SAVE \$350)
- Fujinon XF 90mm f/2R LM WR - \$925 (SAVE \$325)
- Fujinon XF 200mm f/2R OIS w/1.4x TC - \$6,500 (SAVE \$1,300 !!)
- Fujinon XF 8-16mm f/2.8R WR - \$1,975 (SAVE \$625 !)
- Fujinon XF 10-24mm f/4R OIS - \$975 (SAVE \$325)

Fujinon XF 16-55mm f/2.8R WR - \$1,200 (SAVE \$350)

Fujinon XF 50-140mm f/2.8R OIS WR - \$1,550
(SAVE \$500 !)

Fujinon XF 100-400mm f/4.5-5.6R OIS WR - \$1,825
(SAVE \$500 !)

Canon News and Deals

NEW! Canon EOS RP Mirrorless Body (\$1,699)



Canon has announced a brand new, smaller and lighter full-frame mirrorless body and most importantly, it is going to be really affordable. Body only is a mere \$1,699, making this an ideal entry into Canon new EOS R mirrorless system. Just like the EOS R could be thought of as a mirrorless version of the 5D Mark IV in many ways, the EOS RP can be thought of as a mirrorless version of the 6D Mark II. Of course that is not fully accurate, but it does share a very similar 26.2 MP CMOS sensor with an upgraded Digic 8 processor. The EOS RP is fully capable of recording 4K video and has Canon's superb Dual-Pixel CMOS AF on-chip phase-detect autofocus system with a whopping 4,779 selectable AF points that work down to an incredibly dim -5 EV, practically able to see in the dark. For still shooting, its standard ISO range is 100-40,000 and for 4K video, it is slightly restricted at 100-12,800.



While I have not yet had a chance to see one in person, many who have been shooting with preproduction units have grown quite enamored with the camera. There is apparently something cohesive about the shooting experience, and while its specifications are in many ways below that of its bigger brother, the EOS R, with a lower end CMOS sensor, a lower-spec EVF, no touch-bar interface etc., it seems to be performing very well for people in the real world. Once I have a chance to shoot with one myself, I will report in an upcoming newsletter.

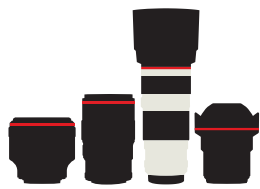
The new EOS RP normally ships as a kit with the RF 24-105mm f/4L IS for \$3,099, a \$50 savings over buying them both separately. However, there is an **introductory special on until April 4th for only \$2,849 with the RF24-105mm f/4L IS plus a bonus LP-E17 battery pack, which is over \$250 in savings over the regular price!** Please contact us if you'd like to preorder this extra value bundle!

In addition, like with the EOS R, there is still a rebate on until April 4th where you can get a free EOS R to EF lens adapter, allowing you to mount your older, full-frame Canon EF lenses on the new body, normally worth \$130 on its own.

There are rebates on two of the new RF lenses as follows, also running until April 4th:

RF 35mm f/1.8 Macro IS - \$599 (SAVE \$50)

RF 50mm f/1.2L - \$2,749 (SAVE \$250)



**RED
LINE**
SALES EVENT

Canon

GET CLOSER TO THE ACTION

Canon's range of telephoto lenses
lets you get in close from far away.



CANON TELEPHOTO ZOOM LENSES ON SALE



L EF 100-400mm
f/4.5-5.6L IS II USM
\$3,219 / **\$2,549**

SAVE \$670*



L EF 70-200mm
f/2.8L USM
\$1,969 / **\$1,549**

SAVE \$420*



L EF 70-300mm
f/4-5.6L IS USM
\$1,969 / **\$1,549**

SAVE \$420*



L EF 70-200mm
f/2.8L IS III USM
\$2,799 / **\$2,499**

SAVE \$300*



L EF 70-200mm
f/4L USM
\$959 / **\$699**

SAVE \$260*



L EF 70-200mm
f/4L IS II USM
\$1,699 / **\$1,499**

SAVE \$200*



EF-M 55-200mm
f/4.5-6.3L IS STM
\$509 / **\$399**

SAVE \$110*

All prices valid March 1, 2019 - April 4, 2019.

www.canon.ca/redline

*Savings calculated using MSRP. Dealers may sell for more or less.
Canon is a registered trademark of Canon Inc. ©2019 Canon Canada Inc. All rights reserved.

Canon

Great Canon Lens Rebates

In addition to the recent price-drop on the **5D Mark IV**, **now selling for \$3,999**, Canon still has lots of ongoing lens rebates with quite a number carried over from before, some with smaller rebates now and others with larger rebates.

For March, the lenses that Canon is promoting in the latest "Red Line" sales event are telephoto zooms. If there is a lens you want, chances are pretty good there will be a rebate on so call us to find out! Here are the great prices on the tele zooms, going to April 4th...

Canon EF 70-200mm f/4L IS - \$1,429 (SAVE \$190)
 Canon EF 70-200mm f/4L IS II - \$1,499 (SAVE \$200)
 Canon EF 70-200mm f/2.8L IS III - \$2,499 (SAVE \$300)
 Canon EF 70-300mm f/4-5.6L IS - \$1,549 (SAVE \$270)
 Canon EF 100-400mm f/4.5-5.6L IS II - \$2,549 (SAVE \$420)

Nikon

NEW! Nikkor Z 24-70mm f/2.8 S (\$2,999)

Nikon has announced a new zoom lens for their mirrorless Z-system, a fast standard 24-70mm f/2.8 zoom. This lens is the first of the upcoming f/2.8 "pro zooms" although I would argue that all of the lenses they currently have, the f/1.8 primes and the f/4 zoom, are every bit "pro" from an image quality standpoint. Still, for those waiting for that pro f/2.8 lens, it will be here soon! It is slated to start shipping on April 18th for \$2,999.

Nikon has a new lens coating technology that they've dubbed ARNEO, which improves on their previous excellent Nano-Crystal coatings with improved suppression of ghosting and flare from diagonal angles, as well as when a bright light source like the sun is in the frame. I have no idea if ARNEO is an acronym for something but I keep thinking "Arnie" the "Flare Terminator" coating! The new lens has an OLED panel on it which can display the set aperture, focal length, focus distance and even depth-of-field info. Cool! It also has a programmable function button as well as the customizable control ring that the other Z lenses already

have.

The new 24-70 f/2.8 It is also designed to minimize focus breathing, which the the slight change in focal length that some lenses exhibit when changing focus from near to far. This is an important feature to have when shooting video, since it avoids the distracting slight zoom "pumping" you might experience from other lenses when pulling focus between different subjects in your video. I will say that even older Nikkor F-mount lenses were often very well controlled and had minimal focus breathing so this is not something new for Nikon in general. Well, excluding the original AF-S 70-200mm f/2.8 VR which, if I recall, only gave you an effective 135mm focal length when at close focus and zoomed to 200mm! That sucker would breath like Darth Vader!

You are probably wondering how big this new lens will be; will it be a brick on the svelte Nikon Z cameras? I suspect it will be quite manageable since it is almost 25% lighter and 18% shorter than the current F-mount AF-S 24-70mm f/2.8E, even smaller and lighter if you factor in using Nikon's FTZ adapter with the older 24-70mm. Naturally it has a dust and weather-resistant construction and feature twin focus actuators for rapid AF from close focus to infinity. We are expecting to put one of these in our rental department once they start shipping, so you'll have an opportunity to test one out yourself. We are taking pre-orders now for anyone wanting to dive right in! Darn... no more clever (or not!) movie references I can think of; that's all I've got...

Sony Review

Tested!

Sony FE 16-35mm f/2.8 G Master & FE 85mm f/1.8

I recently borrowed a few lenses from the local Sony rep, since I had yet to try the G Master 16-35mm, nor the relatively inexpensive 85mm f/1.8, and did some test shots on a snowy hike I went on out near Chilliwack Lake. I was also hoping to test out the new FE 24mm f/1.4 G Master; but sadly that one was not available for me to use at the



FEBRUARY 8 TO MARCH 28

TRADE-IN

ANY INTERCHANGEABLE LENS CAMERA
AND GET TRADE-IN VALUE*

PLUS **\$500***

TOWARDS THE PURCHASE
OF A **NEW Z 7 BODY OR KIT**

OR **\$250***

TOWARDS THE PURCHASE
OF A **NEW Z 6 BODY OR KIT**



CAPTURE TOMORROW

time. That will have to be a test for a future newsletter. Well both of the lenses I did try this time around, on a Sony A7R III by the way, turned out to be superb!



The 16-35mm G Master is definitely the best native ultra wide-angle zoom I have tested for the Sony system. Anyone doing landscape or architectural photos, and who demands the best image quality and most reliable AF, needs to seriously consider this lens. While Sony's Zeiss FE 16-35mm f/4 OIS is a very good lens, it is not quite on par with the G Master. The 16-35mm f/2.8 is actually not as big and heavy as I was expecting, turning out to be significantly lighter and somewhat shorter than the 24-70mm f/2.8 G Master for example. Nice! From an image quality standpoint, I didn't really notice any weaknesses at any particular focal lengths at all, and it performed equally well throughout its zoom range. Center sharpness was always superb, even at f/2.8, and corner sharpness, worst case, was excellent by the time you hit f/8. It was quite flare resistant too, something that not all ultra-wide zooms are good at. While you can get more or less equal image quality by adapting some Canon ultra-wide zooms, you will not have the same level of focus performance, nor focus reliability in my experience. In addition, even the otherwise excellent Canon EF 16-35mm f/4L IS zoom, for example, is bigger and heavier than the 16-35mm G Master when you factor in the required Metabones adapter, so the G Master is really not all that big a lens for an f/2.8 ultra-wide zoom. Overall, it is most certainly a lens I would highly recommend if you can budget

for its \$2,999 price tag.



The little FE 85mm f/1.8 also impressed me. For only \$799, and a minimal size and weight impact on your camera bag, it makes a really great portrait lens. I was not expecting it to be as sharp as it was wide open on a camera as demanding resolution-wise as the A7R III, and while it did suffer from

a bit of bokeh fringing, showing slight magenta and green halos along out-of-focus, high contrast edges, it was less obvious than many other similar and otherwise well respected (and more expensive) lenses I've tested. Since I am a big prime lens fan, especially when they are compact and have stellar optics like this 85mm, it most certainly would be a lens I would pick up for myself, were I shooting with a Sony system! We do stock both of these lenses here at Beau Photo, should you want one for yourself...

Beau Photo Self-Serve Printing Station Update - New Fujifilm Printer

We have been getting more and more people coming in and using our printing station, and we've now received a few requests for smaller, borderless print sizes, like 4x6 and 5x7, which are frankly awkward to do on the larger format Canon printers we are using. In light of that, we have decided to put a Fujifilm ASK-300 roll-feed dye-sublimation printer into service at our printing station.

It can print borderless 4x6, 5x7 and 6x8 inch prints which don't require any trimming, and it is quite fast doing so too. The print quality is also much better than you might be used to, if you've used other compact photo printers. Fujifilm uses this printer in mini-lab kiosk setups after all.



Only glossy media is available and you cannot use your own paper since it is proprietary. Here are your print costs and printing speeds...

4x6: \$ 0.33 per print (12.3 seconds)

5x7: \$ 0.68 per print (19.0 seconds)

6x8: \$ 0.95 per print (21.4 seconds)

Note that this printer is one that we also rent, and for now we are giving priority to rental customers, so it may not always be here. Please call ahead and check, so you don't drop by and are disappointed if the ASK-300 is not here to use.

Come by and see the ASK -300 and our two Canon printers and Epson scanner in our self-serve printing area!



PRO SALES

KEN S.

Tripods on Sale!

Just in time for spring, the Gitzo and Manfrotto specials have returned.

Gitzo Specials

Gitzo GH1382QD Series 1 Traveler centre Ball head

Sale \$ 389.95 Reg. 439.95

Save \$50.00

Gitzo Traveler Tripod series 1 – 4 section GT1545T with GH1382TQD Ball head. * Special order*

Sale \$ 1069.95 Reg. \$1189.95 Save \$120.00



Gitzo Traveler Tripod series 2 –

4 section GT2545T with GH1382TQD Ball head

Sale \$ 1199.95 Reg. \$1349.95 Save \$150.00

Gitzo GT2532 Mountaineer Tripod

Series 2- 3 section - Sale \$ 949.95 Reg. \$1099.95 Save \$150

Gitzo Series 2 eXact Traveler Monopod 6 section monopod

Sale \$ 349.95 Reg. \$399.95 Save \$50

Special order item

Manfrotto Specials

Manfrotto Carbon Fibre Tripods

Manfrotto MT055CXP3 Manfrotto 055 Pro 3 section Carbon Fibre Tripod w/ 90 Degree arm rotation

Sale \$515.95 Reg. 620.95 * limited stock*

Manfrotto MT055CXP4 Manfrotto 055 Pro 4 section Carbon Fibre Tripod w/ 90 Degree arm rotation

Sale \$529.95 Reg. 632.95

Manfrotto MT190CXP4 Manfrotto 190 Pro 4 section Carbon Fibre Tripod w/ 90 Degree arm rotation

Sale \$515.95 Reg. 571.95

Manfrotto Aluminum Tripods

Manfrotto 055XPRO3

3 section tripod - Sale \$249.95

Reg. \$310.95

Manfrotto 190XPRO3

3 section tripod - Sale \$239.95

Reg. \$286.95

Manfrotto 055 Pro 3 section with

MHXPRO-BHQ2 Ball head -

Sale \$429.95 Reg. \$479.95

Manfrotto 055 Pro 3 section with

MHXPRO-3W Pan 3 way head -

Sale \$399.95 Reg. \$468.95

Manfrotto 190 Pro 3 section with

MHXPRO-BHQ2 Ball head -

Sale \$349.95 Reg. \$395.95

Manfrotto 190 Pro 3 section with

MHXPRO-3W Pan 3 way head - Sale \$369.95 Reg.

\$437.95



Manfrotto Monopods and Stands

Manfrotto MPMXPROA4 XPRO 4 section monopod

Sale \$115.95 Reg. 129.95

Manfrotto 1004BAC Master stand

Sale \$169.95 Reg. \$184.95

Manfrotto 1052BAC Compact stand

Sale \$124.50 Reg. \$135.95

Manfrotto MS0490A Nano Pole stand

Sale \$110.95 Reg. \$119.95

Featured product:

Smith-Vector 19" Bi-Color LED Ring Light

The Smith-Vector 19" Bi-Color LED Ring Light features a high CRI of 95, with step-less color temperature buttons for tungsten to daylight adjustments. The reflector



provides soft and smooth light. Luminance can be adjusted from 1% up to 100% and it has a rating of 6000 Lumens. The back of the light has a digital LCD screen allowing you quick and easy set-up of your desired color temperature and brightness. As well, it comes with a tethered remote that provides control over the settings. Not only is it



powerful, the light quality is soft and wraps around the subject in a very pleasing way. It will make a great portrait light, and is ideal for those in the fashion and makeup world.

Smith-Vector 19" Bi-Color LED Ring Light - \$279.95

The Profoto A1 Free Battery Offer Continues

Purchase a Profoto A1 and get a free A1 battery too! Wedding and portrait photographers the world over have been seeing the advantages of using the Profoto A1 and it has changed the way they light their images. Even many photographers who in the past, have only used existing light or natural light are seeing how they can incorporate the A1 into their photographic style and create beautiful images.

Purchase a Profoto A1 between now and April 15th and get a free A1 battery. That is a \$142.00 value! Come into Beau Photo or contact Ken at prosales@beauphoto.com to pick up your A1 or for more information.

New In Used

Bronica GS-I 6x7 kit with 6 lenses and 3 backs, in excellent condition - \$1500.00

The Bronica GS-I is a 6×7 cm film camera that was introduced in March 1983. It was the largest SLR camera produced by the Bronica company and the first medium format camera with TTL flash metering. This is a great kit for someone looking for a complete medium format system.

This kit includes: GS-I body, GS-I Prism, 80mm f/3.5 lens, 50mm f/4.5 lens, 65mm f/4 lens, 100mm f/3.5 lens, 150mm

f/4 lens, 250mm f/5.6 lens, 2- 120 film backs, 1-220 film back, 1.4x and 2.0x tele-converters, and speed grip and strap.



Sigma Rebates are Back!

Lens rebates are back on some of Sigma's most popular Art and Contemporary lenses. Save up to \$370.00 on a wide range of lenses for Canon, Nikon, Sony and Pentax. Sigma produces some of the sharpest, well designed lenses that rival and sometimes surpass the other major lens manufacturers. Beau Photo has carried the Sigma Art primes for a few years now and we continue to be impressed by the quality and build of their lenses.

Sigma Art 35mm f/1.4 DG HSM Lens Sale \$1149.95
Reg. 1199.95 Save \$50.00

Sigma Art 50mm f/1.4 DG HSM Lens Sale \$1099.95
Reg. 1199.95 Save \$100.00

Sigma Art 105mm f/1.4 DG HSM Lens Sale \$1899.95
Reg. 2199.95 Save \$300.00

Sigma Art 135mm f/1.8 DG HSM Lens Sale \$1599.95
Reg. 1799.95 Save \$200.00

Sigma Art 12-24mm f/4.0 DG HSM Lens Sale \$1699.95
Reg. 2069.95 Save \$370.00



Sigma Art 85mm f/1.4 DG HSM Lens
Sale \$1299.95 Reg. 1499.95
Save \$200.00

Many more lenses are on rebate. Please call for details

Spyder5 ELITE

EXPERT MONITOR CALIBRATION

*Calibrate your monitor
for accurate colour in
your prints!*



Datacolor Spyder 5 Sale

Datacolor's most trusted colour calibration tool, the Spyder 5 is the next step in helping you get accurate prints. Datacolor Spyder5 is the color accuracy solution designed by photographers for photographers, to help them see, share and print their images, just as they intended. The Spyder5 reduces the hassle of figuring out why digital photographs look different on screen, and why the colors on screen don't match photo prints. All Spyder5 product versions adjust, or calibrate, monitors to an industry color reference standard so colors are accurate and shadow and highlight details are preserved. With true screen color, photographers can more accurately edit their photos and achieve better print matching.

Spyder 5Elite - Sale \$269.00 Reg. \$329.00

* Limited Quantities *

Spyder 5Studio - Sale \$599.00 Reg. \$680.00

* Limited Quantities *



HENSEL

PERFORMING LIGHT

FROM OLD TO NEW

THE TRADE-IN OFFER FOR FLASH DEVICES

Are you still harboring a collection of old or unused flash devices? Wouldn't it be great if you could put them to good use? We want to support you in bringing your lighting equipment up to date: We take your monolight, flash generator or flash head in when buying new Hensel flash equipment and give you a special discount on the new light(s).

WHAT KIND OF DEVICES CAN YOU TRADE IN?

All kinds of monolights, flash generators or flash heads - no matter what manufacturer or brand they are from*.

WHAT DO YOU GET FOR YOUR OLD LIGHTING EQUIPMENT?

You get a special discount on your next purchase of a new Hensel monolight, flash generator or flash head.

For example: If you trade in two monolights, you get the discount on two new Hensel monolights. If you trade in one flash generator and one flash head, you get the discount on one new Hensel flash generator and one new Hensel flash head.

*This offer also applies if the traded in flash device doesn't work properly anymore. The offer does not apply to speedlights/flashguns and is not compatible with other special offers and conditions.

RENTAL NEWS

JASON K.

Profoto OCF Beauty Dish White, 2'




Due to the popularity of recent battery powered portable strobes from Profoto like the B1X, B2 and the newest B10, smaller, portable light modifiers have become popular, too. My personal favourite to use with a B1X or B10 is the Profoto OCF Beauty Dish White. As a regular hard shell beauty dish is awkward at the best of times, carrying one of those with such a small portable system like the Profoto battery powered strobes would be very cumbersome. Enter this collapsible beauty dish, that folds up into a small bag for easy transport, and folds out to a 2' diameter, and if used with the included front diffuser, becomes a 2' octabank! The OCF Beauty Dish creates a "creamy yet crisp light" with even light distribution. Recommended only for use with Profoto heads with LED modelling lights.

\$12/day or weekend.

Learn at Lunch - Wildlife Photography with Jason!
Thursday March 28th, 12:00 - 12:45PM
at Beau Photo.



Jason will show some recent wildlife photos and talk about techniques for getting that perfect wildlife image. He will also display some of the gear he uses while out in the field and discuss lens and camera options that are available. Reserve your space - https://beau_wildlife.eventbrite.ca



Besides being the rental department manager at Beau, Jason is a dedicated wildlife photographer. Here is a bit of information about where he began...

The start of my interest in wildlife photography was in 1995, when I went to Banff with family and encountered elk, Golden Mantle ground squirrels, chipmunks, and bears. By then, I had a decent SLR in the Minolta 7xi, and a few lenses. My interest was mostly a casual one until I bought my first DSLR, the Minolta 7D in 2005 and my first true telephoto lens, an old Sigma 170-500mm lens. This enabled me to photograph what became my passion: the Bald Eagles and other birds of prey. In addition to birds of prey, my other passion is bears. The only bears I run into around my house are black bears, but I would love to photograph Grizzlies in the wild.

Call for Entries


Project Instant V6.0 An Instant Instant

An Exhibition of Instant Images
April 2nd – April 28th

Opening reception: April 3rd 6–8pm
Science World – Aurizon Atrium

In an instant: a moment of time defined as infinitesimal. So short that it becomes difficult to measure, and more difficult to experience. The click of a shutter is much longer, so maybe in the realm of instant photography, the length of an instant needs to be redefined.

It could be a moment short enough to catch the glance of a passer-by, or a period of time long enough to cause shapes and light to become abstract.



Tell us your instant stories!

We are gathering entries for our sixth instant photography exhibition. Submissions can be dropped off or mailed in to Beau Photo Supplies.

There is an entry fee of \$15.00 + GST for submission of one to three photos. Each person will have up to three images included in the show, and a selection of entries will be chosen for framing and exhibition style hanging. Prizes will be awarded in several categories.

**Submissions must be
received by Wednesday
March 20th, 2019**



For information: www.beauphoto.com/instant
or film@beauphoto.com

FILM / ANALOGUE

NICOLE L-D.

Call for Entries!

It's that time of year again ~ time to start getting ready for our annual Beau Photo instant show! 'Project Instant V6.0 - An Instant Instant'. Once again, Science World will be hosting this exhibition in their Aurizon Atrium. Opening night will be on Wednesday April 3rd from 6-8pm. As well as enjoying various art expressions with an instant element, expect food, wine, and a few different instant film photo booths.

The submission fee is \$15 and one must submit all photos by March 20th. The show duration will be April 2nd to April 28th.

For more information, e-mail film@beauphoto.com

Emulsion Lift Workshop



In light of our upcoming Instant show, we are having an Instant Evening of Lifts workshop. **Thursday March 7th from 5:15 to 7pm.** It will cost just \$15. We will supply cameras, film and paper to use. There will be a demo on how to do a emulsion lift using Polaroid Originals Black & White film., and then you will get to try your own. If you'd like to sign up for this workshop you are most welcome to drop by the store or call us (604-734-7771). We will be taking CC payment via phone.

Borrow a camera!

If you find yourself wanting to take part in the instant show but do not own a camera we will also be doing a free three day Polaroid 600 camera rental with the purchase of film and show/ contest entry.

For more details on our Instant Instant Show either check out our full page ad in the newsletter or email me at film@beauphoto.com

Liquid Film Processing Chemicals

Our weather here has been terrible, and the weather in Ontario has been doubly terrible. Because of this we are finding it extremely difficult to receive our chemical shipments from Ontario in a timely manner. The chemicals have been freezing during transit, which ruins their active components. So lets hope it warms up soon and our shipments can resume. Because this only affects liquids, you can use a powder chemical instead, which are just as effective. They can be less convenient as they need to be mixed up and will need to be put into bottles for storage, (we have several sizes and shapes available) but once mixed and stored, you can continue processing as usual. If you find yourself using powdered chemicals, use extra care when handling them before they are put into solution so the powders don't become airborne.

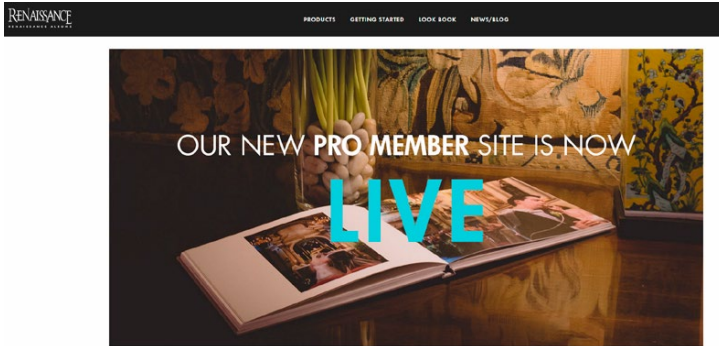


Arista 828 film

For those of you who have always wanted to try out your 828 cameras and couldn't find film, we now have a limited quantity of Arista EDU 100 in 828 size.

RENAISSANCE ALBUMS PRESENTATION PRODUCTS

MEGHAN S..



Ordering Renaissance Albums

Since Renaissance introduced their new website and uploading program, there have been some questions about which is the best way to send your custom album files to Renaissance. They have a few different options, including the new uploader, their ROES software, and FTP transfer. **After much discussion with Renaissance, we have decided that FTP really is the best way to order your custom albums.** If you have been ordering your albums for years via ROES then you can certainly continue to do that, but the best way for them to receive the order really is via the FTP uploader:

As the Canadian Distributor of Renaissance Albums, all your album orders go through Beau Photo and that means we take care of all the shipping and brokerage headaches for you. We also take care of the payment directly with Renaissance so you don't have to deal with a fluctuating exchange rate or deal in US Dollars. What this means when ordering your custom albums is that you will need a purchase order number from Beau Photo. That sounds complicated, but it really isn't! Here is a step by step process of the best way to order your custom albums....

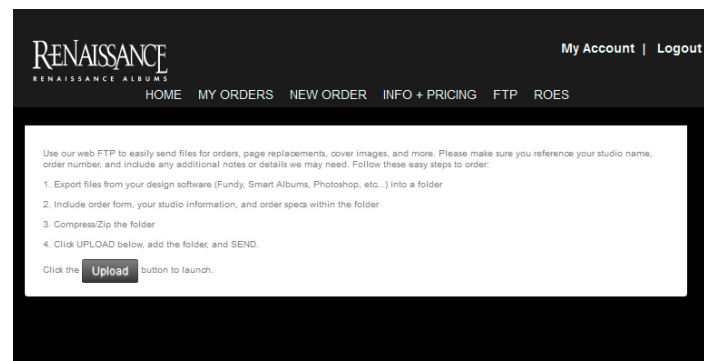
If you are an established Beau Photo and Renaissance Album customer that already has a Pro Member login to the Renaissance Album site, then you can just follow the steps below. If you are a new Renaissance customer, you will need to first sign up at www.renaissancealbums.com for a Pro

Member login. This can sometimes take a day or two, so be sure to not leave signing up to the last minute when you want to order an album!

Once you have your Pro Member login info you can follow these steps after you have designed your album and exported the files as JPGs. (Note, this is an uploading/ordering process ONLY, not a design process):

Go to the Beau Photo website and generate a Purchase Order (PO) number here by filling out the fields provided. This will automatically generate a PO number for you once you hit "submit" (scroll about half way down the page): <http://www.beauphoto.com/albums-presentations/ordering-renaissance-albums/>

Now that you have your PO number, go to the Renaissance Albums website and log in to the Pro Member site: <https://pro.renaissancealbums.com/>



Once logged in, you can click on FTP at the top of the screen and this will take you to the instructions for sending in your files via FTP. We have found the best way to send in your orders is via FTP, rather than the new uploader that Renaissance has added. Their new uploader works well for their US customers, but it is not as easy to use for our Canadian customers. If you have been using their ROES software you can continue to use it, however FTP is the easiest and most direct way to allow Renaissance to expedite the order as fast and efficiently as possible.

It is important when ordering your album via FTP to include a text file with your order information. Make sure you include:

- Your name/studio name
- Contact information
- Your Beau Photo purchase order number (mention that it is for Beau Photo)
- Type of album you are ordering (ie, Soho, Fine Art, Essex, etc)
- Paper type
- Cover type and if you want an opening. Be sure to include your cover image if you have an acrylic cover, opening spot for a photo, highline cover or photo cover.
- Imprinting information (if necessary)
- Any additional notes you think are necessary

Once you have all your files ready and in a folder together with your info text file, compress (or zip) them and upload via the uploader.

All image files should be saved as RGB, sRGB or Adobe 1998 color mode and in JPEG format only. Files should be in hi-res output at 300DPI, up to 20MB each. Make sure your files are clearly numbered in sequence. If you have a cover image, be sure to name it "cover". Your first page or spread should be called #1.

Once you have sent in your order, you will receive a confirmation email from Beau Photo confirming all the information and pricing. Please allow 1-2 business days to receive your confirmation.

Presentation Folders

For this edition of the folder spotlight we have the **AGT Safari Sports Mounts**. This simple photo mount is an overall 8x10 size, with an opening for a 7x5 at the bottom and a 3x5 above it. It is great for sports photos that include a team photo as well as an individual photo or a school class photo and individual. We are now stocking this mount in black with a thin white key line around each opening. You can also create a personalized die stamp for your event, school or business and have each folder custom stamped.



AGT Photomount is a Canadian owned and operated company that uses recycled paper from mills that are part of the Sustainable Forestry Initiative or Forest Stewardship Council. All the paper used is archival and acid-free. We love supporting Canadian companies and we are happy to be stocking a wide variety of AGT folders, easels and viewmounts. For pricing or special order inquiries please give me a call or send me an email at info@beauphoto.com

Learn at Lunch with Aura Mckay

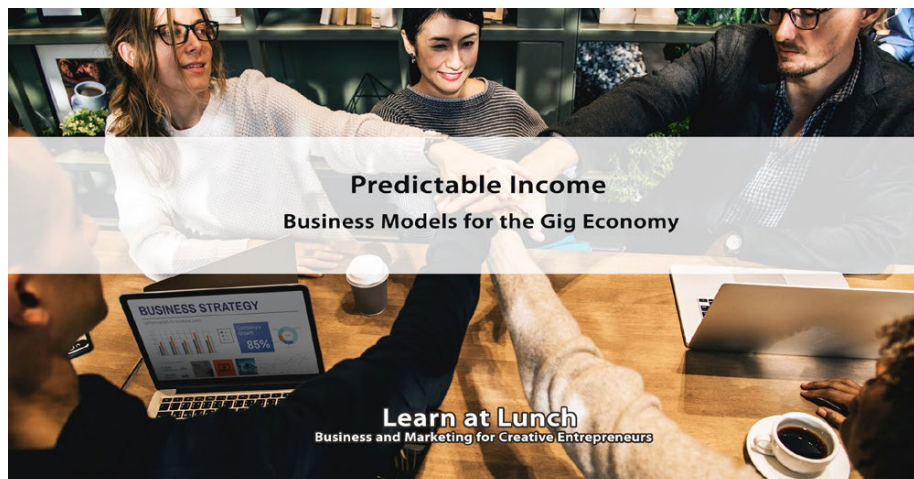
Join Aura at Beau Photo for a lunch time learning session! Once a month, you can gain insight into a variety of topics dsigned to help you expand your business. Click below on the session you are interested in for more information and to register.



Learn at Lunch -
Your Marketing Message
Wednesday February 6th, 12:15pm



Learn at Lunch -
Attract Your Ideal Clients
Wednesday March 6th, 12:15pm



Learn at Lunch -
Predictable Income
Wednesday April 3rd, 12:15pm



You are already
great
at photography...
are you ready to be great
at business too?



**BUSINESS OF
CREATIVITY**

Launch Your Creative Business

Education. Training. Resources. Support.

One Year Program Starts May 2019

THIS IS NOT FOR YOU IF.....

- ❌ You already have a solid business and marketing plan
- ❌ You believe mindset and personal development have nothing to do with business success
- ❌ You have a successful creative business and are looking to grow or scale (other programs for you!)
- ❌ You want a quick fix and won't commit to a full year to build your business

THIS IS FOR YOU IF.....

- ✅ You are ready to take your creative skills and build a business you love
- ✅ You are looking for business & marketing training specifically for creatives
- ✅ You want to know where to start and a step by step action plan for success
- ✅ You have multiple passions and are looking for focus and clarity
- ✅ You are coachable and ready to make changes and take consistent action

DESIGN

**Design your dream life
and the business that
will create it.**

3 months of online course in Business and Marketing to design your business and the marketing strategy and plan to create it.

BUILD

**Build your business
over time with
ongoing support.**

9 months of additional training, resources, and ongoing support while you implement and make adjustments to your plan.

www.businessofcreativity.ca/bundles/launch-your-creative-business

Apply NOW - Space is Limited for this Online Program



**BUSINESS OF
CREATIVITY**

www.businessofcreativity.ca

Shadows in Morocco

with a spot of Spain
and bit of Berlin

THREE SHOWS!

Live Multimedia
with William Jans

info & tix:
williamjans.com



PREMIERE! William's 9th show about absurd travels.
Previous shows dubbed: "Awesome & so FUN! Extraordinary!
You'll leave inspired!" (Georgia Straight)

Friday March 15
Langara College Theatre A130
100 W 49th Ave. (2 bl fr skytrain)

(7:30 doors 8 pm show) *tix online or buy at door if not sold out

PREMIERE: Join photographer & adventurer William Jans for his 9th new multimedia show about absurd travels. Including: desert chaos, transit troubles, getting lost in the hardest city to navigate in the world, and what it's like to be spied on for a month! Come see why these infrequent live shows are so popular and often sell out.



"Awesome show"
(Georgia Straight)

LIVE MULTIMEDIA WITH WILLIAM JANS

Fri. Mar. 22 Langara Theatre
100 W 49th Ave. (8 pm show)

Flashy festivals, fake food, broken bones, rockabilly, radiation, sumo wrestling, an eerie abandoned amusement park, capsule hotels, jam-packed trains, Bond Island & going through "Buddha's Nostril"

info & tix:
williamjans.com



"Fantastical"
(Global TV)

LIVE MULTIMEDIA WITH WILLIAM JANS

Thurs. Mar. 28 Langara Theatre
100 W 49th Ave. (8 pm show)

Sleeping on the Great Wall, top 5 most dangerous hike, climbing the "perfect" volcano, sickness & surgery, and the crucifixion festival in the Philippines! A TRULY WILD show about travelling!



LE SALON NOIR MASTER CLASS

WITH
DIANNE BOS AND
SARAH FULLER

LERAN, FRANCE
JUNE 8-15, 2019

Le Salon Noir : Master Class* is designed for intermediate practitioners with an understanding of traditional darkroom processes and techniques and are excited to develop their practice among peers in the comfort of a cozy B&B in Languedoc, France. Using low-fi camera methodologies, analogue silver-based photographic processes, and alternative photographic emulsions including Cyanotype and Anthotypes, participants in the Master Class will draw inspiration from the surrounding region for their artistic creations.

Based out of Lérans, France in the foothills of the Pyrenees, participants will have the opportunity to explore the amazing history and culture of the Occitanie region. Planned field trips include a visit to Niaux and its 15,000 year old cave drawings, as well as Montségur and other Cathar ruins that dot the region.

The time will be divided between instructor-led field trips, technical instruction, and independent studio time. Dianne and Sarah will provide technical assistance and artistic guidance in the form of darkroom orientation, mini-workshops and studio visits. Though the instructors are partial to traditional photo practices they will be happy to help you improve your digital photography chops as well. <https://instituteofunusualstudies.wordpress.com/home/workshop-2019/>

