



See more results from Meghan's experiment using a Fujifilm XT-2 body with an older Helios 44-2 58mm f/2 manual Russian lens. Page 15.

BEAU

PHOTO

Beau Newsletter - September 2019

Canon EOS 90D Announcement • New From Sony • **Rebates and Specials on Equipment, Film, and Darkroom Supplies In Time for Back to School!** • Additions to the Self-serve Printing Station at Beau • Used Leicas • Used Pentax K1000 Cameras • PHOTOGraphie Festival and Upcoming Workshops • more...

DIGITAL

MIKE M.

Canon and Sony Announcements!

Canon and Sony announced a slew of new products, but a bit too late to allow for detailed coverage in this newsletter. Here are the new products in short!

Canon EOS 90D

This new DSLR from Canon is a high-end, enthusiast camera boasting a new 32MP sensor, 10 fps shooting, un-cropped 4K video and more! This is,

to me, the first true successor to the old 50D, since the 90D finally has a focus joystick again, whereas previous models since the 50D lost that useful feature.

The Canon 90D will be available in September at \$1,499 for the body only, \$1,699 for a kit with 18-55 IS STM or \$1,999 as a kit with the 18-135 IS. Call or e-mail digital@beauphoto.com to pre-order yours.



Canon EOS M6 Mark II



This new compact mirrorless body boasts many of the same basic specifications as the 90D. It will have a removable, shoe-mounted EVF, and will also ship in

September as a kit with the 15-45mm for \$1,449 or a kit with the 18-150mm for \$1,749. At the moment, no body only options, and only in black here in Canada. We are taking pre-orders for this camera and the following lenses.

Canon RF 15-35mm f/2.8L and **RF 24-70mm f/2.8L**: two new pro-level lenses for the mirrorless full-frame EOS R system, an ultra-wide zoom and a more practical mid-range zoom. I say more practical since Canon's existing RF 28-70mm f/2 is not only big, heavy and expensive, but has a narrower zoom range. It is a fantastic lens, but its size, weight and cost has put some people off. The new 15-35mm and 24-70 will both ship in September and both are the same price at \$2,999 each. There was also a pre-announcement of the upcoming **RF 70-200mm f/2.8**, but no further details.

Sony A6100 APS-C Body



This new mirrorless camera is a bit of a scaled down version of the current A6400 model, definitely higher end than the A6000, and will have a 24MP APS-C sensor with 425 phase-detect AF points, Real-Time Tracking, 11 fps shooting, 4K video, a 3" tilting touch-enabled LCD screen as well as a microphone input. Body only will be \$999 and it will ship in late October.

Sony A6600 APS-C Body

The A6600 has similar basic specifications as the A6100, so a 24MP APS-C sensor with an expanded ISO range of 50-102400, 425 AF points etc., but adds the larger battery from the A7 III series of cameras, Real-Time Eye-AF with AI subject recognition, which also works while filming



video, 5-axis 5-stop IBIS, a dust and moisture resistant magnesium alloy body, as well as improvements in colour reproduction compared to previous APS-C bodies. The A6600 body will be available at the end of November for \$1,899.

Sony E 16-55mm f/2.8G and E 70-350mm f/4.5-6.3G OSS

A new pro-level mid-range zoom has also been announced! The 16-55mm f/2.8 is equivalent to a full-frame 24-83mm and will be a great lens to pair up with a high-end A6500 or the new A6600 body. It will be out in mid-October at a price of only \$1,449. The 70-350mm brings an affordable tele-zoom with a decently long reach to Sony's APS-C lineup. This stabilized lens has an equivalent range to a full-frame 105-525mm zoom and promises to have very high image quality at the reasonable price of only \$999!

More and More REBATES!

While many rebates from Nikon and Fujifilm continue well on into September, Canon is upgrading some of theirs! Some great deals to be had on the 5D Mark IV, 6D Mark II, the PRO-1000 printer and more as follows, with some lens rebates continuing too. **Except where noted, the rebates continue to October 3rd.** Also, elsewhere in this newsletter, see the full-page spread about a trade-in promo program for the EOS mirrorless system, including the EOS R, the EOS RP, and several of the new RF lenses!

Canon

- EOS 1DX Mark II - \$7,429 (SAVE \$570)
- EOS 5D Mark IV Body - \$3,499 (SAVE \$500)
- EOS 5D Mark IV w/24-105 f/4L IS II - \$4,649 (SAVE \$500)
- EOS 6D Mark II Body - \$1,499 (SAVE \$500)
- EOS R Body - \$2,699 (SAVE \$300)
- EOS R w/24-105 f/4L IS - \$3,999 (SAVE \$400)
- EF 16-35mm f/4L IS - \$1,349 (SAVE \$130)
- EF 16-35mm f/2.8L III - \$2,699 (SAVE \$150)
- EF 24-70mm f/4L IS - \$1,199 (SAVE \$150)
- EF 24-70mm f/2.8L II - \$2,299 (SAVE \$260)
- EF 70-200mm f/2.8L IS III - \$2,449 (SAVE \$350)
- EF 100-400mm IS II - \$2,799 (SAVE \$170)
- RF 24-105mm f/4L IS - \$1,199 (SAVE \$250)
- Speedlite 600EXII-RT Flash - \$599 (SAVE \$100)



- PRO-1000 17" Wide Printer - \$1,299 (SAVE \$300)*
- IVY 2x3 Printer (Slate) - \$134.95 (SAVE \$25)*

* Printer rebates run until September 19th

Fujifilm

Fujifilm has added a wickedly good deal (until Sept. 26th) on their excellent **X-HI Kit**, which includes a VPB Battery Grip and 2 extra batteries, as well as some lens bundles at a crazy discount! For details, see the blog posting here: <http://www.beauphoto.com/now-is-the-time-to-buy-a-fujifilm-x-hi/>

In short...

- X-HI Kit - \$1,300 (SAVE \$400)
- X-HI Kit + XF 8-16mm f/2.8 - \$2,990 (SAVE \$1,310)
- X-HI Kit + XF 16-55mm f/2.8 - \$2,210 (SAVE \$1,040)

Canon TRADE IN UP

TRADE IN YOUR OLD GEAR & GET A

\$300 TRADE-IN BONUS

TOWARDS THE PURCHASE OF A CANON FULL FRAME MIRRORLESS CAMERA OR RF LENS.*

STARTS AUGUST 30TH, ENDS OCTOBER 31ST 2019



CAMERA OFFER

Trade-in any brand of working DSLR or Mirrorless camera and get a **\$300 bonus** towards the purchase of a Canon Full Frame Mirrorless camera – **plus the value of your trade-in**. Stack this bonus offer with existing instant rebates to get additional savings.

EOS R
EOS RP



CAMERAS	SRP	TRADE-IN VALUE		SPECIAL PRICE
		INSTANT REBATE	TRADE-IN BONUS	
EOS R BODY	\$2,999.99	\$300.00	\$300.00	\$2,399.99
EOS R RF24-105MM F4L IS USM LENS KIT	\$4,399.99	\$400.00	\$300.00	\$3,699.99
EOS RP BODY	\$1,699.99		\$300.00	\$1,399.99
EOS RP RF 24-240MM F4-6.3 IS USM LENS KIT	\$2,699.99		\$300.00	\$2,399.99
EOS RP RF24-105MM F4L IS USM LENS KIT	\$3,099.99	\$100.00	\$300.00	\$2,699.99

LENS OFFER

Trade-in any brand of working DSLR or Mirrorless Lens and get a **\$300 bonus** towards the purchase of an eligible Canon RF lens – **plus the value of your trade-in**.

RF
LENSES



LENSES	SRP	TRADE-IN VALUE		SPECIAL PRICE
			TRADE-IN BONUS	
RF 28-70MM F2 L USM	\$3,899.00		\$300.00	\$3,599.00
RF 50MM F1.2 L USM	\$2,999.00		\$300.00	\$2,699.00
RF 85MM F1.2 L USM	\$3,499.00		\$300.00	\$3,199.00

GET THE EOS R SYSTEM ADVANTAGE

The EOS R system is built for imagemakers who demand high-performance capture, a full-frame sensor and excellent ergonomics.

A 54mm diameter lens mount enables RF lenses to have large rear elements, while a mirrorless design brings them closer to the sensor for bright, sharp and compact lens designs.

Plus, with a variety of mount adapter options, it's easy to incorporate your EOS R system into an EOS system and expand your creative opportunities.



Sony

Sony has a few nice rebates happening as follows, and they are running for a little longer this time, not expiring until September 26th. Here are the more interesting full-frame body, as well as Sony and Sony/Zeiss lens rebates...

A9 Body - \$4,999 (SAVE \$500)

A7R III Body - \$3,299 (SAVE \$500)

A7S II Body - \$2,899 (SAVE \$300)

Zeiss FE 24mm f/1.8 - \$1,299 (SAVE \$100)

Zeiss FE 35mm f/2.8 - \$949 (SAVE \$50)

FE 50mm f/1.8 - \$299 (SAVE \$50)

Zeiss FE 50mm f/1.4 - \$1,849 (SAVE \$100)

Zeiss FE 55mm f/1.8 - \$1,149 (SAVE \$100)

FE 85mm f/1.8 - \$749 (SAVE \$50)

FE 90mm f/2.8G Macro - \$1,399 (SAVE \$100)

FE 12-24mm f/4G - \$2,199 (SAVE \$100)

Zeiss FE 16-35mm f/4G - \$1,699 (SAVE \$100)

Zeiss FE 24-70mm f/4G - \$1,099 (SAVE \$100)

FE 70-200mm f/4G - \$1,699 (SAVE \$100)

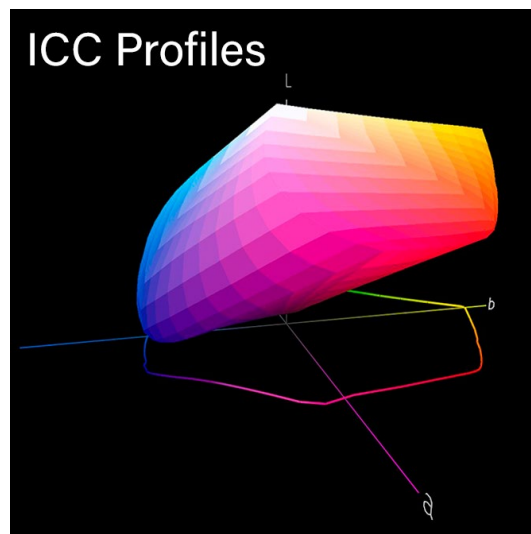
Printing & Scanning Station Update!



We finally received our **Plustek OpticFilm 120 Film Scanner** and it will be set up by the time you read this in our newsletter! The same rates apply as when using the workstation with the Epson V850 flatbed: it is \$30/hour and time is billable in 15 minute increments. Our workstation is getting more regular use these days, so make sure you call and book a time for your scanning session! Also make sure you bring a large USB stick or USB hard drive to copy your scans and take them home with you!

DIGITAL PRINTING

HUNTER W.



We now have links to download ICC profiles for our papers and printers up on our self serve printing station page.

<http://www.beauphoto.com/inkjet-printing/>

ICC profiles are very important for producing accurate colour in your prints. Using ICC profiles, many editing software programs such as Adobe Lightroom and Photoshop are able to give you a proof on screen of what your images will look like once printed. This means you can download these profiles and see what your print might look like at home before coming into Beau to print it. Thankfully, Ilford and Hahnemühle have done the work for us in creating general ICC profiles for their papers and our printers. We have the ICC profiles for each of the papers we offer already downloaded for you on our computer when you come in.

Every paper has its own ICC profile for each printer, therefore, you will need to make sure you have the correct paper AND the correct printer selected when downloading these profiles. The download centers can be a bit confusing so I have put some basic instructions below. As a reminder, we have a Canon Pro-2000 printer for 24" roll printing and a Canon Pro-1000 for up to 17"x25" sheet printing.

Hahnemühle ICC Download Center:

<https://www.hahnemuehle.com/en/digital-fineart/icc-profile.html>

In the menus, select -

- Printer Manufacturer: Canon
- Printer: Canon iPF Pro-1000 OR Canon iPF Pro-2000/4000/6000
- Paper Group*: Matte FineArt – Smooth (for the Photo Rag) OR Hahnemühle Photo (for the Silk Baryta)

Once you click on the paper(s) you are looking for, they will be added to your downloads list which you can then download by clicking "Download ZIP file". A handling instructions .pdf file will also be downloaded which you should read as well.

* If you are bringing your own Hahnemühle paper to print on or you plan to purchase a different paper other than the three that are available with the station, all you have to do is find out which paper group it is a part of and change that drop-down.

Ilford ICC Profile Downloads:

<https://ilford.com/printer-profiles-paper-settings/>

- Select Paper Range: Galerie
- Select Printer Brand: Canon
- Select Printer Model: iPF-Pro 1000 OR iPF-Pro 2_4_6000

Click the little white boxes on the right hand side so that the paper(s) you are looking for have a check mark and then press "Download Selected Profiles" at the bottom. If you are looking for the papers we have available here, be sure to note the exact name. Ilford has a few papers with similar names. The Smooth Pearl 310gsm, Smooth Gloss 310gsm, and Fine Art Smooth 200gsm are the papers we have at the printing station.

For more information about ICC profiles and printing with inkjet printers, see Mike's article from a couple of years ago. It is a bit older, but still filled with good information.

<https://www.beauphoto.com/icc-profiles-printers-and-papers/>

PRO SALES

KEN S.

Back to School Offers

Photo and film students we have some great sale prices: (Non-students pay a bit more but will also save \$\$ at these great sale prices) *Sale prices valid until September 30th unless specified otherwise.

Manfrotto tripods were designed to meet the needs of every photographer. All Manfrotto tripods combine high quality materials, technological expertise, and innovation with superior Italian design.

The **Manfrotto 055XPRO3** aluminum tripod is the solution for precise, stable framing and shooting. It is ideal for heavier DSLRs and medium format cameras, and is an excellent choice for photographers and videographers looking for more flexible shooting. Thanks to its versatile 90° centre column mechanism, it can be extended horizontally or vertically in only a few seconds.



Manfrotto 055XPRO3 Aluminium Tripod

Student Sale - \$249.95 Non-Student Sale - \$269.95

Reg. \$310.95

Manfrotto 055XPRO3 Kit with MHXPRO 3 way head

Student Sale - \$360.95 Non-Student Sale - \$389.95

Reg. \$483.95

Manfrotto 055XPRO3 Kit with MHXPRO BHQ2 ball head

Student Sale - \$369.95 Non-Student Sale - \$399.95

Reg. \$495.95

Manfrotto 190XPRO3

Take your shot with a professional standard camera tripod. Each feature of the 190 XPRO Aluminum 3-Section Tripod with horizontal column is designed to make every shoot a

breeze. Advanced functionality means you can use this clever tripod for a full range of photo applications

Manfrotto 190XPRO3

Student Sale - \$214.95

Non-Student Sale - \$231.95

Reg. \$286.95

Manfrotto 190XPRO3 Kit with

MHXP3 3 way head

Student Sale - \$315.95

Non-Student Sale - \$342.95

Reg. \$425.95

Manfrotto 190XPRO3 Kit with MHXP3 BHQ2 ball head

Student Sale - \$315.95 Non-Student Sale - \$342.95

Reg. \$399.95



The **Manfrotto 290XTRA** aluminum tripod is designed for photographers who are just starting out, every part of this kit is easy to use. The 3-section tripod is totally rigid thanks to robust but lightweight aluminium leg tubes, with innovative top casting to further enhance durability and performance. The MK290XTA3-3W is supplied with the MH804-3W head.

MK290XTA3-3W tripod and head - Student Sale \$195.95

Non-Student Sale - \$219.95 Reg. \$230.95



The Manfrotto 500 Fluid Video

Head with flat base is lightweight, and built with a wider platform for HD/SLR

bodies and a sliding plate which travels to balance your camera. It ensures smooth shots and fine control with up to 5kg of equipment. The head has professional fluid

cartridges on both pan and tilt axes to ensure that every camera movement is smooth, controlled and precise.

Manfrotto MVM500AH Fluid Video Head

Student Sale \$162.95 Non-Student Sale \$175.95

Reg. \$201.95

Get Perfect Lighting!



Even with digital cameras, it is important to meter your lighting. The **Sekonic Flashmate L-308X** light meter is a compact tool for metering both ambient and flash lighting as well as working in video with dedicated Cine and HD Cine modes.

Sekonic L308X Flashmate meter

Student Sale \$295.95 Non-Student Sale \$315.95

Reg. \$348.95

Sekonic's LITEMASTER PRO L-478D meter is the world's first touch-screen-operated light meter. It has an array of unique features for both motion and still story tellers. Its compact size is both instantly familiar and comfortable to use. The large LCD (2.7") displays ambient, flash, cine and a host of other information in an understandable way.

Sekonic L478D LiteMaster Pro - Student Sale \$399.95

Non-Student Sale \$410.95 Reg. \$447.95



The **Sekonic Speedmaster L-858D** leads the way to the next generation of light measurement control as the world's first multi-function light meter for photographers and filmmakers. It is the first meter of its kind capable of measuring flash duration, while also being able to achieve an accurate ambient exposure reading in dimly lit scenes as low as 0.1 lx, the Sekonic L-858d provides image-makers of all levels with the critical exposure data they need to create stunning and beautiful imagery.

Sekonic L858D SpeedMaster Pro Flash meter

Student Sale \$829.95 Non-Student Sale \$849.95

Reg. \$899.95

FEIYU-TECH GIMBALS Now Available at Beau!



With the continual advancement in motorized gimbals for DSLRs, action cameras and smart phones, and the increasing affordability of this technology, the time is right for Beau Photo to offer motorized gimbals. FEIYU-TECH is a world leader in manufacturing videography stabilization technology that combines imagination and innovation.

FeiyuTech has defined multiple industry milestones including their position as the first gimbal manufacturer to collaborate with Apple. FEIYU-TECH offers a wide range of gimbals and we hope to grow with this company. Most items will be special order to start, and as demands grow, we hope to have more items in rentals for you to try before you buy. For more information on the full line-up of Gimbals offered by FEIYU-TECH and technical information go to: <http://www.feiyu-tech.com/>

FEIYU-TECH AK4500 DSLR

Gimbal for cameras up to 4.6 KGs -\$999.95

FEIYU-TECH AK4000 DSLR (stock)

Gimbal for cameras up to 4 KGs -\$699.95

FEIYU-TECH AK2000 DSLR (stock) *will also be in rentals

Gimbal for cameras up to 2.8 KGs - \$529.95

FEIYU-TECH Vimble 2 smart phone gimbal - \$129.99 (stock)

FEIYU-TECH G6 Plus Gimbal for small cameras and action cameras - \$379.95

Hensel Porty 1200 Lithium Kit on sale.

This is a great location kit for the outdoor photographer. This kit includes 1- Porty L 1200, 1-Eh Pro mini 1200P head, charger, 7" reflector and rolling bag. With the shift to a lithium battery from the old lead acid batteries, Hensel has re-engineered the Porty. Not only faster, the Porty L 1200 is smaller, lighter, and stronger than the previous lead-gel cell battery units. What is packed into this generator? Well it has a 1200W/s output but only weighs 13 lbs. (5.9 kgs). It has a very fast flash recycle times, starting from 0.2 sec. Combine that with extremely short flash duration up to

1/8100 sec, symmetric or asymmetric power distribution, individual settings in 1/10 f-stop increments and an output range of 7 f-stops, you have one great portable light kit.

One only, floor model. Sale \$2999.00 Regular \$ 4295.95

Sale! Savage Lighting Accessories

We have amazing pricing on Savage lighting accessories for your speedlights.

Savage Speedlight Softbox

- Easy setup pop-out folding softbox
- Adjustable, tilting flash bracket allows speedlight to be aimed inside the softbox for maximum light capture
- Additional universal shoe mount to hold radio flash triggers
- Measures 1' x 1'
- Removable and reversible 1/4"-20 / 3/8 adapter

Clearance price \$45.00



The Savage Beauty Dish

The Savage Beauty Dish quickly and easily attaches to standard speedlights, ensuring superior light control and diffusion. The high quality dish converts harsh portable flash light to beautiful, diffused light which wraps around your subject's face, enhancing contrast and highlight angles for professional portraits. Available in 12" and 20"

Includes:

Beauty dish reflector, flash bracket/reflector backplate, retainer ring to secure backplate, springs to hold the deflector in place, aluminum opaque silver deflector, translucent deflector, diffuser cap

12" Beauty Dish clearance price \$74.00

20" Beauty Dish clearance price \$94.00

Used Lighting

We have a lot of monolights that would like to find a nice home or studio to illuminate. Adoption prices are listed below.



Used Photogenic Powerlight
1250DR 500 w/s monolight
\$175.00 each

Used Lightrein LR3 400w/s monolight - \$250

Aurora Uni-lever pro U-300 monolight with speeding - \$450

Visatec Solo 1 600B 600w/s Monolight - \$300

Hensel Integra Pro 500 Plus 2 head kit with stands, softbox and radio transmitter - \$1400

Hensel Integra Pro 500 2 head kit with stands - \$900



Used Norman ML600 600 w/s monolight - \$150.00 each
3 available. Note: These heads have no swivel

RENTAL NEWS

JASON K.

New in Rentals

Profoto OCF Magnum

Just a small addition to the rental pool this month. The Profoto OCF Magnum is a smaller version of the much loved full sized Profoto Magnum.

While the full sized

Magnum can be used with any Profoto Head, the OCF Magnum is designed for use with Profoto's flat front head such as the D1/D2, BIX, B1, B2 B10 & B10 Plus. A more compact design, it still adds up to 2 stops of additional light output compared to not using a hard reflector. In addition to the added light throw, like the original Magnum, there is a slight hotspot in the centre with the beautiful light fall off to accentuate something in your shot. **\$10/day or weekend.**



Coming soon Sony A7RIV Body

Hopefully, in the coming weeks we will have our copy of the new Sony A7RIV mirrorless camera.

This new body from Sony has a monstrous 61 megapixel full frame sensor with 567 point phase detect auto focus system. Stay tuned to our Facebook page & blog for this new arrival!

Don't forget about our try before you buy program! Try something out that is available in our rental department before you decide to buy. If you love it and want to buy one within 30 days, you can receive up to two days of the rental cost as a credit toward the purchase. Ask us for more details and if restrictions apply.

Food Photography and Tethering Workshop at Beau Photo

Thursday October 17th
5:30 - 7PM at Beau Photo

Sponsored by Tether Tools.

Vancouver food photographer Tracey Kusiewicz of Foodie Photography will join us to talk about her career and food photography. Tracey will discuss the advantages of shooting tethered and will go through the set-up of lighting, food styling, and demonstrate some tricks of the trade.

You will be able to sign up in Eventbrite very soon, look for a posting on Beau Photo's blog .

Tether Tools will be offering special deals for those who attend.



Tracey Kusiewicz (Kus-evich) aka Foodie Photography is an award winning commercial photographer and stylist specializing in food and beverage for advertising, packaging, hospitality and publishing in Vancouver BC. Foodie Photography originated in 1998 when the specialty of food photography was rather niche, film was the medium and "foodies" were an enigma. The complexity of lighting food, along with a love for the culinary arts had Tracey hooked, and so it began.

Tracey has since amassed an extensive client list, shooting a concoction of subjects from melting ice cream to sizzling steaks, blueberry fields to bustling kitchens. Dedicated to the craft, Tracey also teaches food photography and styling at VanArts and Langara College.



All images Copyright Tracey Kusiewicz -
Foodie Photography



© 2019 West End Photography Society, Photo credit: Nick Ross

Want to get back to printing your own analog photographs?
Looking for a place to process your black and white film?
Interested in meeting film photographers of all levels?

Join **West End Darkroom**

Memberships • Darkroom Access • Workshops

**WEST
END** **Darkroom**

Located in the West End Community Centre, 870 Denman Street
westenddarkroom.ca

3..2..1..  ..1..2..+3

VANCITY STREET COLLECTIVE:

An Exhibition of Photography

12-15 September 2019
The Beaumont Studios
326 W 5th Ave

 @vancitystreetcollective

Opening Night: Thursday, Sept 12
Thursday 12th - Saturday 14th
Sunday 15th

7pm-11pm
10am-8pm
10am-3pm



THE BEAUMONT 
GALLERY VENUE STUDIOS



TRICERA

photo  MAGAZINE

FILM / ANALOGUE

NICOLE L-D. / MEGHAN S.

Back to School - Back to the Darkroom!



Starting a new photo class this semester? We have all the basics you will need to get started! All students save 10% on the following items for the month of September...

- Paterson 2-Reel Developing Tank
- Beseler Negative Binder
- Printfile 35-7B or 35-7BW negative sleeves
- Giottos small or large rocket blower
- Ilford Antistatic Cloth
- Kalt Loupe
- Ilford 6x6 Multicontrast Enlarger filter set
- Marshall's Neutral Black spotting ink
- Spotting brush



In addition to our special September Back to School sale, **students always receive 10% off select film, darkroom paper and chemicals! ALL YEAR ROUND!** Choose from a variety of great film from Ilford, Fujifilm and Kodak, as well

as all Ilford darkroom paper and chemicals. Students even save 10% on the world famous Blazinal (the developer formerly known as Rodinal)!



If you are just getting started and still need a camera to start shooting with, we also have a great **variety of used film cameras on consignment.** We have a whole stack of Pentax K1000 SLR cameras, as well as great Canon, Minolta and Nikon bodies and lenses. All our used equipment comes with a 30 day malfunction warranty too! Not sure which one will work for your class? We are happy to help you choose the right camera and get you started with the basics on how it works.

Nishika 3D Madness!

The two most popular Nishika cameras were manufactured in the 80's. This is very apparent by their design and the sick marketing on their packaging which is almost as neat as the camera itself! Nishikas use an 'Exclusive Quadra Lens system' that incorporates 'four precision-matched lenses'. They use standard 35mm film. Originally, I believe these cameras were used to make 3D lenticular prints, however when these fell out of favour the cameras lost popularity. Recently making GIFs and Boomerangs on the computer has revived interest in these cameras.

Nishika N8000 is from the early 80's, it sports a boxy design in glossy black and uses 100ISO film. These cameras work much the same as other plastic cameras in that it

has a fixed shutter speed. The N8000 has a speed of 1/60 and three aperture settings: cloudy f8, cloudy with sun f16, and sunny f19. It does use batteries but they are only used for the red flash alert light; it is best to use an external flash in low light. This camera was originally released as a kit that included a flash, cleaning kit, case, and the best part...wait for it...a VHS featuring Vincent Price introducing your new Nishika N8000. Have a look for yourself!

<https://www.youtube.com/watch?v=QadGZHUY2Og>



The one we have here on consignment is a complete kit, never been opened before, straight outta the 80's gem!
Nishika N8000 kit - \$500



Nishika N9000 is from the late 80s, with its smaller sleeker, matte black, and more rounded design; it's a more 'modern' version of the N8000. The N9000 has only two aperture settings: sunny f16

(ISO 200) and cloudy f8 (ISO 1600). It too uses batteries but again, these are only for a warning against the lighting conditions being too dark for a clear photo. The N9000 also has a hot shoe for external flash use. - \$200

A more obscure item has turned up in consignment...

A Densitometer Model TR-524. After some Googling we figured out it is used for measuring optical photographic density of an image on film or on a print.

Used Leicas (and a Contax)

Our consignment department has also been inundated with more Leicas and one lovely Contax IIIa! These beauties are all in near mint condition and have been recently CLA'd (cleaned, lubed and adjusted). Prices are as follows:



Leica M6: \$2800



Leica M3: \$1500



1948 Leica IIIc with an Elmar 50mm f3.5 lens: \$675



1932 Leica II with an
Elmar 50mm f3.5 lens: \$550


Leica M2: \$1300

1959 Leica IIIg: \$900


Contax IIIa with a Sonnar 50mm f1.5 lens and functioning
light meter: \$700

Holiday Photos – Shooting an old Russian lens on my Fujifilm XT-2 - Meghan M.

For a good part of August, I was away on holiday at my family's farm in southern Manitoba. I brought along with me a whole host of cameras, film and a few different lenses to try out as well as my digital Fujifilm XT-2 body with a Helios 44-2 58mm f/2 old manual Russian lens. I found an adapter for this specific combination of lens and body. You can try searching online for whatever combination you want to use, there are a lot available out there. This lens is known for having sweet bokeh and lovely dreamy shallow depth of field. I was excited to shoot some of my Mom's flowers and



garden with this body and lens combination. As it is manual focus only, shooting anything other than static items like flowers or slow moving critters like fluffy bumblebees can be a bit of a challenge with this lens, especially when it is wide open. That depth of field is so shallow! The great thing about shooting a lens like this on mirrorless cameras is that while it does not communicate what the aperture setting actually is to the camera, you can see live through your viewfinder how the image is affected when you adjust the aperture ring on the lens. My particular lens is very loose and smooth and I had a lot of fun shooting with it. These are a few photos I took, with minimal editing done to them.



FUJIFILM

instax®

**MAKE YOUR NEXT EVENT MEMORABLE WITH
PHOTOS YOUR GUESTS CAN HOLD ONTO**

Rent an Instax instant camera
or instant printer here



More Holiday Photos! - Fujifilm Instax SQ6



I also took along my new Fujifilm Instax SQ6 instant camera as I always love the opportunity to have a few one of a kind instant photo keepsakes from a trip home. I am really loving the square format of the SQ6 camera. Square is always my favourite film format! The tone and quality of the Fujifilm Instax film is great and the colour representation is generally



quite accurate. I also really enjoyed the black borders! These are some of those images from my instax.



We sell the Fujifilm SQ6 in store as well...

Fujifilm Instax Square SQ6 camera - SALE \$129.99

Until Sept. 5th only! Reg. \$159

Fujifilm Instax Square Film (10)

White frame - \$12.99

Black frame - \$14.99

Rent the Fujifilm SQ6 for just \$15/day or weekend!

We also rent other Fujifilm instax cameras, great for events or parties! Here is what's available and the cost per day -

Fujifilm Instax Mini 9: \$10

Fujifilm Instax Wide 300: \$15

Fujifilm instax SQ20: \$25

Fujifilm SHARE SP-2: \$15

Fujifilm SHARE SP-3: \$25

Give us a call or email rentals@beauphoto.com any time to reserve yours for your next event.



CANADIAN ASSOCIATION OF
PROFESSIONAL IMAGE CREATORS

CURATING YOUR PORTFOLIO

A panel discussion

A panel of reps, art directors, and suppliers talk about what to include (and not include) in your book. The first of a three-part series of portfolio events.

Sept 27, 2019
Doors 6:30
Event 7:00PM

Beau Photo
1401 W 8th Ave
Vancouver

Tickets at:
capicvancouver-curating.eventbrite.ca



PHOTOGraphie

Professional Photography Festival

Engage. Inspire. Educate.

NOVEMBER 1-3, 2019

UBC Robson Square Vancouver BC

KEYNOTE SPEAKERS

Dana Pugh & Don Komarechka

ADDITIONAL SPEAKERS

Christina Craft. Tracey Farrington. Lisa Kaulback. Don MacGregor.
Stephen Mayhew. Aura McKay. Monashee. Taylor Roades. Grant Withers

Festival Passes \$220 | PPOC Member Festival Pass \$165
Single Day tickets also available

TICKETS & FESTIVAL INFORMATION AT:
photographiefestival.ca

presented by

sponsored by CanvasPlus.ca



Professional Photographers of Canada
Photographes professionnels du Canada

BRITISH COLUMBIA REGION



technicare
IMAGING LTD.



SONY



The Makerlabs community darkroom is located in a quiet corner of the 42,000 sq ft Makerlabs warehouse at 780 East Cordova Street. We have a Besler 23c enlarger, negative carriers for all formats, film developing tools and printing materials and are surrounded by other workshops and studios in a creative, collaborative environment.

The darkroom orientation (Photolab101) is scheduled by appointment to familiarise you with the shared space and offers an introduction to b/w film developing and b/w printing, as well as darkroom safety and protocol.

There are free tours of Makerlabs every day at 6:30pm if you just want to check it out before jumping in. To book or for more information: email education@makerlabs.com or call 778-984-7299

