



Mike writes about the equipment he uses for photographing fireworks! See how he does it on page 1.



## Beau Newsletter - August 2019

GFX 100 Launch • Self Serve Scanning and Printing at Beau • Rebates In Time for Back to School • New Products • Profoto Master Workshop • Tripod and Tether Tools Specials • Profoto Giant White Umbrella in Rentals • Tiffen Variable ND Filters • Collectible Cameras • more...

## DIGITAL

MIKE M.

## Fireworks Shooting Gear

On July 27th, I was up on the Burrard Bridge once again, photographing the annual Celebration of Light fireworks. This time around, I actually borrowed our demo **Fujifilm GFX 50R** from work and shot with the **GF 32-64mm f/4** zoom, a high quality optic which allowed me to quickly reframe the shots without swapping lenses. It is more awkward to shoot from the Burrard Bridge these days since a vertical metal bar fence has been put up. While I was able to just fit the relatively thick GF lens through, it restricted my ability to pan left and right, and certainly would have made it slow and awkward to switch lenses.



I used my **Manfrotto 055 CF Pro tripod**, with one leg extended longer, and the tops of two legs resting against the concrete of the bridge railing. I hung my camera bag from the tripod to give it some extra mass and stability. That got my tripod head close enough to the metal fence to allow the lens to poke through. I could have used the 90-degree pivot feature of the Manfrotto to also extend, but that would have put the main part of my tripod much further out into the middle of the sidewalk, blocking the heavy pedestrian flow, with more risk of people walking into the tripod too. I also used a UniqBall ball-head, which allowed

me to level the head while the tripod was canted, and due to the design of the head, I was then able to pan and tilt the head, keeping the horizon level at all times.

I also used a heavy duty GorillaPod to wrap around the metal fence railing, to support my **X-Pro2** while shooting a time-lapse sequence. It was shooting with a **35mm f/2**, 15 second exposures on continuous drive. Note that the GorillaPod would not have been stable enough to mount the GFX 50R though. As it was, there was enough vibration of the entire bridge from traffic that many of the shots from the GFX, when examined at 100%, show varying degrees of vibration blur. Also, people were bumping against the metal fence railing with their hands, while shooting their cellphone videos, which would have jostled the GorillaPod point too much when loaded with a heavy camera.

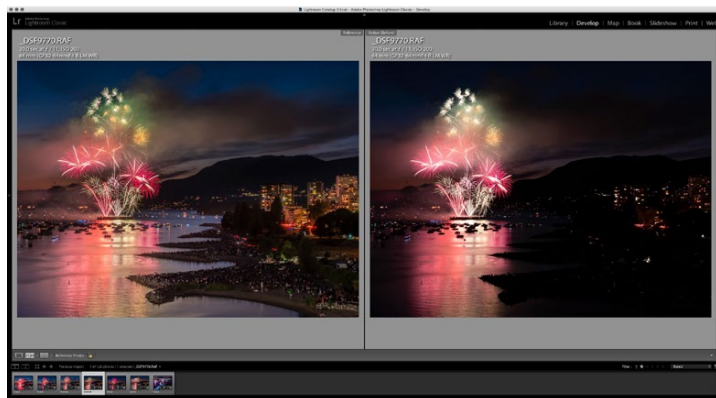
I also used a **NiSi Natural Night filter** this time around, which cut the excessive orange glow from the city's streetlights. That said, I set my white balance for the residual bluish twilight glow, so the city lights were imparted with a warm glow, despite using the filter. I do suspect the orange glow would have been much worse without, but due to the awkward nature of that fence railing, I left the filter in place and did not take it off mid event.

Lastly, I must say that shooting with a camera with such huge dynamic range does have many benefits. While my

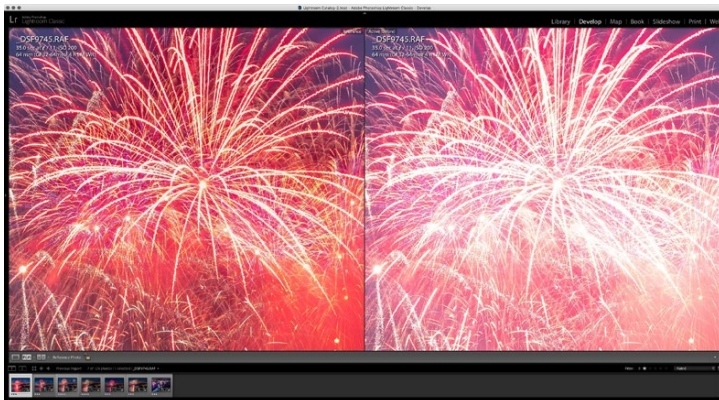




X-Pro2 has very good dynamic range, it most certainly cannot touch something like the GFX 50R. Personally, I love seeing some residual twilight blue sky, as well as some detail in the city, but when shooting fireworks, it is always a challenge to balance exposing long enough to capture the city at twilight, but not exposing so long as to make the fireworks an overexposed, blown out, white mess. As you can see in the example below, I was able to bring up the shadow detail an impressive amount (left), versus how the image looked initially in Lightroom (right).



In addition, files from the GFX 50R react quite well to having highlight detail recovered. For a zoomed in (100%) comparison, see below with, once again, the original on the right and the adjusted on the left...



For more tips on shooting fireworks, see my previous article back in the July 2015 issue of the Beau Photo newsletter, starting on page 12! <http://www.beauphoto.com/wp-content/uploads/july15.pdf>

## GFX 100 Launch Event

My colleague Ken has written about our successful GFX 100 launch event, but I thought I'd share a few impressions and photos with some 100% zooms for detail. While I have had some experience with competing 100MP medium-format cameras, and they too offered impressive image quality, none of them have handled anywhere near as responsively as the GFX 100 to be honest. When you shoot with the GFX 100, the performance of the entire camera is so good, that you forget that you are shooting raw files that can be over 200MB each in size! For a more detailed look at the camera, see here: <http://www.beauphoto.com/tested-fujifilm-gfx-100-sample-images/>



The camera is fast to turn on, very fast when it comes to autofocus, fast during playback... just fast in every which way. As mentioned in my GFX 100 preview, linked to above, it can shoot at 5 frames-per-second for up to 13 raw frames, which is well over 2GB of data captured in just 2.6 seconds – whoa! The camera's internal RAM buffer must be huge. The only time the GFX 100 felt sluggish, is

when I was using anything other than the fastest UHS-II SD cards, or when I opened all those raw files on my 10 year old computer here at work... and suddenly I really wished I had a modern, fully loaded machine with tons of RAM and drive space... or maybe instead wished that the camera wasn't able to shoot so quickly and effortlessly! Restraint may be your friend with the GFX 100...

Here is a shot I did of our product demo setup. It was taken handheld, with strobes, using the GF 110mm f/2 at f/13. Due to diffraction, shooting at f/13 is somewhat detrimental to the plane-of-focus sharpness of that 110mm when paired to a 100MP sensor; but I needed the depth of field for the shot...



Following is a zoomed in screenshot from Lightroom, showing the level of detail captured even at f/13...



Here is a shot of the lovely model we had for the event, with strobes and using the GF 110mm f/2 at f/6.4...



... and here is the 100% zoomed in screenshot from Lightroom. Someone had borrowed the camera for some available light shots, and I neglected to switch the camera back to manual for strobe use... hence the 1/8 second shutter speed. Thankfully it didn't cause any issues, in part perhaps due to the camera's IBIS...





So, as you can see, loads and loads of detail captured. I will be printing a few samples large on our 24" wide Canon printer here at our self-serve printing station, but honestly a 24" wide print won't be a challenge at all since even those from my 24MP X-Pro2 look great at that size.

For a much better look at these samples, and several others too, check out my recent blog posting here:

<http://www.beauphoto.com/tested-fujifilm-gfx-100-sample-images/>

## Upgrade to our Self-Serve Scanning and Printing Station



From its inception, we have always wanted to have a proper, dedicated film scanner at our scanning/printing workstation. At the moment, we just have an Epson V850 flatbed scanner and while it is a pretty good unit, it doesn't really do justice to the smaller film formats, and the needed manual tweaking of its film carrier focus is time consuming. The plan was to put in a brand new Plustek OpticFilm 120 PRO, a dedicated medium-format and 35mm film scanner but alas, that product continues to see delays in getting its driver software ready, being worked on by a third party. In the meantime, to hold us over, we decided to take advantage of a deal on a refurbished OpticFilm 120, the previous model, and it should be in place near the beginning of August. This will offer a huge improvement to 35mm and medium format film scans compared to the flatbed we have now!

A second bit of news is that **we now have ways for you to transport the prints you make here back home**, or back to your studio. Take home your large prints safely in either a 26" long by 4" diameter reusable thick cardboard tube with end-caps for \$4.95, or smaller prints in a flat cardboard sleeve that's 18"x24" at \$2.95. \*Note that these tubes and sleeves are not archival; they are only meant for transport and not long-term storage! Ask us about archival storage options. Bring them back the next time you come to print, but if you forget, at least they're not too expensive to buy again...

## Back to School Specials

A reminder that we offer educational discounts on many products that we sell and in addition, we fully support any manufacturer's educational rebate programs. For details on what we offer to students, educators and institutions, see my bog posting here: <http://www.beauphoto.com/student-savings-at-beau-photo/>

## Nikon Rebates

Starting August 8th and running to Sept. 12, Nikon is bringing back some really great rebates, just in time for school! Following are some of the choicer ones on just bodies, kits and bundles...

**D750 Kit w/24-120mm f/4 VR - \$2,399 (SAVE \$600)**



**D750 Body - \$1,699 (SAVE \$600)**

- D850 Body - \$3,899 (SAVE \$400)  
 D5 Body - \$7,799 (SAVE \$700)  
 D850 Filmmaker's Kit Bundle - \$7,199 (SAVE \$700)  
 D5300 Kit BUNDLE - \$699 (SAVE \$500)  
 - includes 18-55mm + 70-300mm + extra EN-EL14a  
 D5600 Kit BUNDLE - \$999 (SAVE \$400)  
 - includes 18-55mm VR + 55-200mm VR II + Gadget Bag  
 D7500 Body - \$999 (SAVE \$400)  
 D7500 Kit w/18-140mm VR - \$1,399 (SAVE \$400)  
 D500 Body - \$1,999 (SAVE \$300)  
 D500 Kit w/16-80mm VR - \$2,799 (SAVE \$300)



**Z6 Kit w/24-70mm f/4 - \$3,099 (SAVE \$300)**

- Z6 Body - \$2,299 (SAVE \$300)  
 Z7 Body - \$3,899 (SAVE \$300)  
 Z7 Kit w/24-70mm f/4 - \$4,699 (SAVE \$300)  
 Z6 Filmmaker's Kit Bundle - \$4,899 (SAVE \$300)

There are a bunch of tied-lens rebates as well, and some regular lens rebates, too many to list here, as well as some rare bundled Speedlight rebates, which I will list. Note that these rebates are only when bundled with a Nikon DSLR - currently the Z-series mirrorless bodies do not qualify...

- SB-500 - \$70 REBATE  
 SB-700 - \$80 REBATE  
 SB-5000 - \$120 REBATE

One rebate that is ongoing, is that you get \$110 off when you buy an SB-5000 Wireless Controller Kit together with an SB-5000. Remember to contact us if there is a lens you are looking for, and we can check if there is a rebate!

## Canon Rebates

Following are a few body rebates. There are a handful of lens rebates on as well, although many are minor. I will list the pro-level zoom rebates here as well, but please ask us about the others. These are running from August 2nd to the 29th...

- 6D Mark II - \$1,749 (SAVE \$250)  
 5D Mark IV Body - \$3,799 (SAVE \$200)  
 1DX Mark II - \$7,429 (SAVE \$570)  
 EOS R Body - \$2,699 (SAVE \$300)  
 EOS R Kit w/24-105mm IS - \$3,999 (SAVE \$300)  
 EF 16-35mm f/4L IS - \$1,349 (SAVE \$130)  
 EF 16-35mm f/2.8L III - \$2,699 (SAVE \$150)  
 EF 24-70mm f/4L IS - \$1,199 (SAVE \$150)  
 EF 24-70mm f/2.8L II - \$2,299 (SAVE \$260)  
 EF 70-200mm f/2.8L IS III - \$2,449 (SAVE \$350)  
 EF 100-400mm IS II - \$2,799 (SAVE \$170)

## Fujifilm Rebates

From August 2nd until September 26th, take advantage of several rebates on Fujifilm bodies as follows...

- GFX 50R MF Body - \$5,200 (SAVE \$500)  
 X-Pro2 Body - \$1,950 (SAVE \$250)  
 X-Pro2 Graphite Kit w/23mm f/2 - \$2,520 (SAVE \$380)

### X-T30 w/18-55mm BUNDLE \*

**\$1,700 (SAVE \$160)**

\* Bundle includes FREE  
 NP-W126S Battery Pack  
 and SanDisk 64GB UHS-I  
 SD Card



***Nikon***

---

**BACK  
TO  
SCHOOL**



**SALES EVENT**

**AUG 09 2019 - SEPT 12 2019**

X-T30 Body BUNDLE \* - \$1,200 (SAVE \$160)

\* Bundle includes FREE NP-W126S Battery Pack and SanDisk 64GB UHS-I SD Card

X-E3 Body - \$770 (SAVE \$130)

X-E3 Kit w/23mm f/2 - \$1,120 (SAVE \$130)

## NEW Products!

There have been numerous new products announced recently, none of which I've been able to spend any time with, so just a quick rundown on each with pricing and expected delivery dates. **These are all available to preorder now, so place your orders ASAP if you want to get in on early shipments!** I will be discussing all these in more detail in the future...

**Sony A7R Mark IV (\$4,499 - Sept 12th ETA)**



This 61 megapixel BSI CMOS full-frame monster is the successor to the A7R Mark III. Look for enhanced performance and improved control ergonomics to make this the best high-resolution Sony body yet! Features like 4K HDR video capture, real-time eye-AF during video, 567 phase-detect AF points with generally improved AF tracking, 10 fps shooting with full AF and AE, a much improved EVF, improved weather sealing and enough resolution that even its APS-C crop mode offers 26MP images. If 61 MP are not enough, it will also offer a 240 MP multi-shot high-res mode!

**Fujinon XF 16-80mm f/4R OIS WR (\$1,049 - Sept 26th ETA):** The travel lens many Fujifilm X-system shooters have been waiting for! This compact, weather resistant,



fixed aperture zoom will have a proper, marked aperture ring, 6-stops of Optical Image Stabilization and will very likely be the finest travel zoom from Fujifilm to date. I am looking forward to one of these myself and will publish a review as soon as I have a chance to test a production lens.

**Fujinon GF 50mm f/3.5R LM WR (\$1,299 - Sept 26th ETA):**



This will be a very compact, light and fast focusing prime for the medium format GFX system, equivalent to a 40mm lens on a 35mm full-frame camera. Although a bit too large to call a "pancake" lens, put the new 50mm on a GFX 50R, and you'll have a near coat-pocketable medium format camera. Cool!



**Nikon Z 85mm f/1.8S (\$1,049 - Sept 5th ETA):** Portrait shooters rejoice! Finally a native Z mount portrait lens, and from the look of some sample images I've seen, it should be a very nice lens indeed. It seems relatively small and compact, and looks like it will balance on a Z6 or Z7 very nicely.



## PRO SALES

KEN S.



The Profoto Master workshop is coming to Vancouver. 4 professional photographers, 4 amazing models, 2 fun learning sessions, 1 day only - August 28th 2019! What is a Profoto Master workshop? Have a look at the one just held in Toronto:

<https://www.youtube.com/watch?v=I72GvzCyBe0>

In this interactive workshop, you will learn from four established photographers that will each share their expertise in the fields of fashion, wedding/portrait, beauty and commercial photography. These Profoto trainers (Miguel, Raph, Billie and Ranjiv) will help guide you through the learning experience, then you take the control of the shoot and learn the benefit of Profoto lighting. You will be able to bring your own camera or borrow the latest Sony and Fuji cameras/lenses that will be available for you to use courtesy of Sony Canada and Fujifilm Canada.

The photographers for the Vancouver Profoto Master Workshop will be:

- Miguel Jacob - Fashion/Commercial
- Raph Nogal - Wedding/Portrait
- Billie Chiasson - Beauty / Commercial
- Ranjiv Gunarajasingam - Wedding/Portrait

Participants will be split into 5 groups, and will have access to all four shooting bays. The groups will be randomly drawn at the event.

Groups will be competing in a photo contest and the group with the best overall images will win prize bags.

There will be a show special offered by Beau Photo

on Profoto lights so be sure to speak to the sales representative at the show.

The number of participants are limited to 50 per session and they will be accepting 10 for a standby list. Mark your calendars or sign up today.

Please note: THE LOCATION IS AT THE MUSEUM OF VANCOUVER! (at the Planetarium)

Morning session -

<https://www.eventbrite.com/e/morning-session-interactive-photography-workshop-presented-by-profoto-tickets-66926630353>

Afternoon session -

<https://www.eventbrite.com/e/afternoon-session-interactive-photography-workshop-presented-by-profoto-tickets-66933966295>

## Manfrotto / Gitzo specials

**Manfrotto specials continuing until September 12th**

Manfrotto Carbon Fibre Tripod -



Manfrotto MT055CXP4 Manfrotto 055 Pro 4 section Carbon Fibre Tripod w/ 90 Degree arm rotation  
Sale \$499.95 Reg. 632.95

Manfrotto Aluminum Tripods -

Manfrotto 055XPRO3 3 section tripod Sale \$269.95  
Reg. \$310.95

Manfrotto 190XPRO3 3 section tripod Sale \$239.95  
Reg. \$286.95

Manfrotto 055 Pro 3 section with MHXPRO-BHQ2 Ball head - Sale \$399.95 Reg. \$479.95

Manfrotto 055 Pro 3 section with  
MHXPRO-3W Pan 3 way head  
Sale \$389.95 Reg. \$468.95



Manfrotto 190 Pro 3 section with MHXPRO-BHQ2 Ball  
head - Sale \$339.95 Reg. \$395.95

Manfrotto 190 Pro 3 section with MHXPRO-3W Pan  
3 way head - Sale \$359.95 Reg. \$437.95

Manfrotto Befree Advanced Aluminum tripod 4 section  
tripod - Sale \$259.95 Reg. \$279.95

## Gitzo Specials

Gitzo Traveler Tripod series 1 –  
4 section GT1545T with GH1382TQD Ball head  
Sale \$ 1099.95 Reg. \$1249.95 Save \$120.00

Gitzo Traveler Tripod series 2 –  
4 section GT2545T with GH1382TQD Ball head  
Sale \$ 1199.95 Reg. \$1349.95 Save \$150.00

Gitzo GT2532 Mountaineer Tripod Series 2- 4 section  
Sale \$ 899.95 Reg. \$1199.95 Save \$300.00

\*Special order item\*

Gitzo Series 2 eXact Traveler Monopod 6 section  
monopod - Sale \$ 329.95 Reg. \$399.95 Save \$70.00

\*Special order item\*

## Sigma Rebates are continuing!

Lens rebates are continuing on some of Sigma's most popular Art and Contemporary lenses. Save up to \$150.00 on a wide range of lenses for Canon, Nikon, Sony and Pentax. Sigma produces some of the sharpest, most well designed lenses that rival, and sometimes surpass, the other major lens manufacturers. Beau Photo has carried the

Sigma Art primes for a few years now and we continue to be impressed by their quality and build.

Sigma Art 35mm f/1.4 DG HSM Lens Sale \$1129.95  
Reg. 1199.95 Save \$70.00

Sigma Art 50mm f/1.4 DG HSM Lens Sale \$1129.95  
Reg. 1199.95 Save \$70.00

Sigma Art 85mm f/1.4 DG HSM Lens Sale \$1449.95  
Reg. 1599.95 Save \$150.00

Sigma Art 105mm f/1.4 DG HSM Lens Sale \$2049.95  
Reg. 2199.95 Save \$150.00

Sigma Art 135mm f/1.8 DG HSM Lens Sale \$1649.95  
Reg. 1799.95 Save \$150.00

Many more lenses are on rebate. Please call for details  
Sale prices continue until September 12th.

## Fujifilm GFX Event



Thanks to everyone who came out to the Fujifilm Canada GFX 100 event at Studio 31 and at Beau Photo. It was almost sold out, and it was a great opportunity for the photographers who registered to get their hands on the amazing GFX 100 and put it through its paces. Check out some behind the scenes shots from the event.

We have more events like this planned for the future so watch for upcoming announcements in our newsletter and on social media.

**We will be receiving a demo GFX 100 in the near future.**  
Please watch for that announcement in our newsletter and on Beau photo's Facebook page.





Advanced time-lapse shooting

Monitor video capture

Share files online with clients or post to social networks

Mount to camera via hot shoe or attach with Quick Release Lanyard (included)

6-8 hour rechargeable battery life

Charge during use with the Case Air Power Split Cable (sold separately)

Case Remote App

The Case Remote App, available for free on the Apple Store and on Google Play, is a wireless camera remote controller app that works in tandem with the Case Air Wireless Tethering System. The app features an intuitive design and state-of-the-art performance that makes wireless tethering and remote camera control easy.

**Save 15% on all in store Tether Tools Starter Tethering kits.**



The kit includes 1-15ft Tether Pro cable, 1- Jerkstopper Camera support, 1- Jerkstopper computer support, a set of 10-jerkstopper

Protob cable ties, all packaged in a Tether tools standard organization case. Stock is limited so call or come in soon! (prices vary depending on cable)

## Tether Tools Case Air

**During the month of August you can save \$20.00 off the Tether Tools Case Air. Sale \$218.95**

The Case Air connects and transfers images instantly from your camera to a phone, tablet or computer. Control advanced camera settings including focus points, exposure settings, bracketing, time-lapse, and more. View your images on a larger screen to check critical focus and composition, or use Live View or movie mode for real-time capture to share and collaborate as you create.

Compatible with most Canon and Nikon cameras.

### Key Features:

Wireless range of 150 feet (45m)

Internet connection not required

Compose images with Live View

Check and adjust critical focus

Adjust aperture, shutter, ISO and more

Bracketing/HDR bulb mode, focus stacking

## RENTAL NEWS

JASON K.

### Profoto Umbrella Deep White



Have you ever tried a larger size umbrella for your portrait shoots? The deeper parabolic shape of the Profoto Deep White (105cm open diameter) umbrella provided by the 16 ribs allows for better control of the light spread, eliminating a large portion of wasted light compared to shallow umbrellas. The focused, yet soft light, can also be adjusted further by simply sliding the umbrella back & forth. A diffuser can also be attached to the front of the umbrella for an even softer & even light spread. The Profoto Deep



Umbrellas are a perfect compliment for in studio or outdoor shooting with the new Profoto B10 & B10 Plus battery powered strobes! **For the month of August, we will be renting the umbrella and diffuser together for \$10! Regular price - \$19.**

### Abbotsford Airshow Weekend



August 9, 10 & 11 is the weekend of the world famous Abbotsford Airshow, and if you're going, why not rent a nice, long lens to get those close up shots of the cool jets flying about? Some of the long glass is already booked, but there is still a good selection of lenses over 200mm available.

### Long Weekend Bonus Day

This next weekend is the BC Day long weekend, so Beau Photo will be closed on Monday, August 5th. This means you get 3 full days of rental for the price of one day (if picked up Friday afternoon & returned by 1pm Tuesday)! We are now open on Saturdays, so you can pick up between 10am ~ 2pm on Saturday, too!

Don't forget about our try before you buy program! Try something out that is available in our rental department before you decide to buy. If you love it and want to buy one within 30 days, you can receive up to two days of the rental cost as a credit toward the purchase. Ask us for more details and if restrictions apply.




## ACCESSORIES

MEGHAN S. / HUNTER W.

### Burke Mountain Leather Straps

We have beautiful hand made leather straps in store, made locally by Burke Mountain Leather. They are gorgeous vegetable-dyed, waterproof Italian leather - as well as even some made from water buffalo! Each strap is unique in its colour, length and style with quite a wide variety for all tastes. There are several styles, from thin to wider straps, and colours range from black, cognac, dark brown, and light natural, to some with hand painted coloured edges. With heavy duty unique swivel connection hardware, these straps will keep your camera safe and secure and make sure your straps are never twisted! If we don't have the exact combination of colour, size or style you are looking for then BML will happily make you a custom strap!




### Tiffen Variable ND Filters


Due to a large amount of recent requests we now have Tiffen Variable ND filters in stock! We are stocking the 77mm and 82mm filter threads as these seem to be the most commonly requested. If you need a smaller size we are able to special order 52, 58, 62, 67, and 72mm threads. Please give us plenty of advance notice for special orders as these filters come from the U.S!

A neutral density (ND) filter is used in creative long exposure photography as well as cinematography to allow for use of faster apertures. The variable ND filter enables you to achieve desired exposure by simply rotating the ring, reducing the amount of light entering the lens. This can speed up workflow as you don't need to constantly remove and attach different strengths of ND.

The Tiffen Variable ND filters provide approximately 2-8 stops of control and have evenly spaced indexing marks between Min and Max. These indexing marks do not represent calibrated stops and are just for reference as a density bench-mark. I was only briefly able to try one of these filters out (the 82mm) but I was quite impressed overall. The front element is wider than 82mm to reduce vignetting and it seems to work quite well. I used the Canon EF 16-35mm f/2.8 III IS USM on the Canon 5D Mk. IV and couldn't see any vignetting at 16mm.



Min-Max (2-8 Stops)



Past "Max"


As with all variable ND filters, if you turn the ring too far you will start to get that weird "X" effect. I didn't start to see this "X" until just after the Max marking on the ring so as long as you stay within the intended ND range, you should be safe. I apologize for my boring photos but they do well to show an example of this

## Step Rings

If you have multiple lenses or plan to expand your lens collection in the future, we have step-up rings from the threads mentioned earlier (52, 58, 62, 67, and 72mm) to 77mm and a 77-82mm step-up as well. These are \$14.00 each. Don't forget we also carry 3, 6, and 10 stop thread-on ND filters by Kenko as well as our Lee and Nisi square holder systems!

## Filters on Sale

We have many new and used filters on sale so if you are looking for a clear, circular polarizer, ND, or colour filter in a threaded or square format check these out for some great deals! Brands include, Tiffen and Lee Filters and are around 30% off.



## Nisi 100mm System:

We just received another **V5 Pro Kit** and the new **V6 Kit** from Nisi. These come with the 82mm main adapter ring, three extra adapters (67mm, 72mm, and 77mm), the holder itself, a polarizer, and a pouch to keep it all safe. The V5 Pro and V6 both hold a circular polarizer and an additional three square filters. The new V6 advantages include 360° rotation and a locking screw, improved filter slots that are more secure and make inserting and removing filters easier, and an improved 82mm ring making it easier to attach the Circular Polarizer.

We have also restocked our filters from Nisi which include the **Soft IR GND8 100x150 (3 stop Graduated ND)** and the **IR ND64 100x100 (6 stop ND)**. These are made from high quality glass and have an infrared protection layer for true to life colour. There are other strengths of ND available (2-15) as well as different types of GNDs (reverse, hard, medium) which we can special order for you.

Don't forget about the **Nisi Natural Night filters!** Check out Mike's passage in this newsletter where he used the filter to shoot fireworks. You can also find his review at <http://www.beauphoto.com/nisi-natural-night-filter-tests-review/>. This filter is available in 100x100 or screw on versions.



**Nisi V5 Pro Kit: \$239**

**Nisi V6 Kit: \$269**

**Nisi Soft IR GND8: \$255**

**Nisi IR ND64: \$245**

**Natural Night 100x100: \$249**

**Natural Night 77mm: \$235**

**Natural Night 82mm: \$243**



FUJIFILM

# instax®

**MAKE YOUR NEXT EVENT MEMORABLE WITH  
PHOTOS YOUR GUESTS CAN HOLD ONTO**

Rent an Instax instant camera  
or instant printer here



## FILM / ANALOGUE

NICOLE L-D.

### A New Community Darkroom!

Exciting news!!! Another city darkroom has opened in East Van! That means now downtown Vancouver (West End Photographic Society) and east Van both have community darkrooms.

The **MakerLabs** community darkroom is located in a quiet corner of the 42,000 square foot Makerlabs warehouse at 780 East Cordova Street. They have a Besler 23c enlarger, negative carriers for all formats, film developing tools and printing materials, and are surrounded by other workshops and studios in a creative, collaborative environment.



The darkroom orientation (Photolab101) is scheduled by appointment to familiarize you with the shared space and offers an introduction to b/w film developing and b/w printing, as well as darkroom safety and protocol. The cost is \$95+tax (non-members) or \$75+tax (members) per person and lasts approximately 3 hours. After completing an orientation the drop-in fee for use of the darkroom is \$25 per day.

There are free tours of Makerlabs every day at 6:30pm if you just want to check it out before jumping in. To book or for more information email [education@makerlabs.com](mailto:education@makerlabs.com) or call 778-984-7299

### The Ilford Factory

If you haven't seen this yet, its a must watch video that takes you on a short tour of the Ilford factory!

<https://www.youtube.com/watch?v=JXpoALotxf0>

### Collectible Cameras

Good news for those of us who like collecting and looking at adorable cameras of the pre 1970's variety! Over the next few weeks I'll be un-boxing a whole new batch of unique and interesting cameras of all shapes and sizes! Folding cameras, box cameras, miniature and sub-miniature cameras, even some old school point & shoots. Most of these cameras do function. Please drop by and have a look.

### ALPA

I feel like I need to mention this camera in my newsletter because all of a sudden all I hear and see is ALPA, ALPA, ALPA !! Alpas are Swiss made and manufactured in low quantities causing the Alpa to keep its high value. They were made fairly sturdily with a cast metal body.



The Alpa that has found its way here is an Alpa Reflex 9d and it is in mint condition. It has a 50mm f1.8 lens and the highest shutter speed is 1/1000. The advance lever is neat and the ISO dial is quite unique! It is up for \$1850.





The Makerlabs community darkroom is located in a quiet corner of the 42,000 sq ft Makerlabs warehouse at 780 East Cordova Street. We have a Besler 23c enlarger, negative carriers for all formats, film developing tools and printing materials and are surrounded by other workshops and studios in a creative, collaborative environment.

The darkroom orientation (Photolab101) is scheduled by appointment to familiarise you with the shared space and offers an introduction to b/w film developing and b/w printing, as well as darkroom safety and protocol.

There are free tours of Makerlabs every day at 6:30pm if you just want to check it out before jumping in. To book or for more information: email [education@makerlabs.com](mailto:education@makerlabs.com) or call 778-984-7299




## RENAISSANCE ALBUMS PRESENTATION PRODUCTS

MEGHAN S.

### Folders for the Fall and Back to School

It's hard to believe, but soon it will be back to school time and that means back to school photos and sports photos! We have many folder options that cover a variety of needs and can certainly place an order for any special folders you may need that we do not regularly stock.

For school photos we have many options, such as plain black Vancouver folders in size 4x6, 5x7 and 8x10 in both horizontal and vertical orientation or the more simply styled black and white panel mount in the same variety of sizes.



For fun elementary school photos, we have the combination mount Backpack folder or School Days folder, which fit a small portrait photo and class photo. As well we have the plain black combination team mount with a few different variations of portrait and team/class

openings. There are many other school themed folder or mount options available as well that we can special order for you. Please note, most special order items do require a case quantity minimum and may take a few weeks to come in. Be sure to get your orders in well in advance so we can



make sure we have enough time to get it in for you!

Most folders also have an **imprinting option available**, which is always a great way to make sure you get your company name out there and you are recognized for your work – and hopefully that means they will ask you back! As well, it is a great way to customize an event or specific school name. Again, setting up a logo die does take a bit of extra time, so be sure to contact us well in advance of your event if you would like to add imprinting to your folder order. If you have any questions about pricing or imprinting options, please don't hesitate to contact me.

### Holidays!



I will be away on holiday from August 1st – August 21st and hope to have some fun photos to share in the September newsletter! In the meantime, if you have any folder or Renaissance Album questions, please call the store and ask for Carol, or email [albums@beauphoto.com](mailto:albums@beauphoto.com) and she will respond. Have a great summer!



# Call for entries: WORLD PHOTOGRAPHIC CUP - TEAM CANADA



Nikki Harrison



Paul Wright



Dave Holland



Susana Crichton



Victoria West



**WPC**  
WORLD PHOTOGRAPHIC CUP  
**TEAM CANADA**

## Why Enter?

Patriotism - help Canada win the cup

Recognition - on a world stage

Competition - with other nations

Promotion - as a Team Canada member

Represent your country! Enter now

**ENTRY DATES: August 1-31, 2019**

**[www.worldphotographiccup.ca](http://www.worldphotographiccup.ca)**



32 Nations, 5 Continents, 1 World Cup  
Open to all Canadians; amateur and professional