



Albert Normandin

Myanmar - An Obsession

April 1 to April 30, 2019

Opening - Thursday, April 11, 5 - 8pm

The Adventures of Travel

Artist's talk - Thursday, April 25, 6-7:30pm

Taken with the Fujifilm GFX 50s camera and GF 110mm F2 lens

Join us at Beau Photo for these great free events. Please RSVP, details inside...

FUJIFILM

Mirrorless and medium format cameras that let you capture what you see wherever you travel.

BEAU

PHOTO

Beau Newsletter - April 2019

Capture Photography Festival • Kenko ND filter testing • Fujifilm X-T30 and XF 16mm f/2.8 • Rebates and sales on many cameras and lenses!

CameraCraft - Session I - A fun little workshop • NEW! Profoto Connect

Upcoming talks and workshops • Hahnemuhle metallic paper review • more...

Project Instant v6.0

An Instant Instant

April 2nd – April 28th

Opening Reception
April 3rd, 6-8pm
Science World



Join us at Science World on April 3rd for the opening reception of our photography exhibition where we celebrate all things instant!

Try out the Fujifilm photo booth where our friendly Fujifilm rep will be showing off the Instax cameras, or have your photo taken on Polaroid Originals 8x10 film. (Limited 8x10 available, arrive early!)

The exhibition features images from instant film artists using many different types of instant film, a display about the history of instant film and more.

The event is free but please register at Eventbrite here:

<https://www.eventbrite.ca/e/meet-the-artist-project-instant-v60-an-instant-instant-tickets-58685666408>



FUJIFILM

Polaroid[™]
ORIGINALS

photo | MAGAZINE

SCIENCE WORLD at
TELUS WORLD
of SCIENCE

CAPTURE
PHOTOGRAPHY FESTIVAL



PHOTOGRAPHY BY KEVIN LANTHIER

Celebrate Photography at Langara.

LANGARA PHOTOGRAPHY SHOWCASE AND MASTER SERIES, APRIL 2019

Alumni from Langara's photography programs have been capturing important moments in the world for over 40 years. This April, in conjunction with the Capture Photography Festival and as part of our 49th anniversary celebrations, we will host our first Langara Photography Showcase and Master Series. Join us as we showcase the work of our graduates and emerging talent, and host guest speakers to inspire and create conversations around photography. Let's learn together.

Langara Photography Showcase and Master Series, April 2019

- Alumni photography showcase – help us celebrate the works of our Continuing Studies and Regular Studies Photography programs over the years.
- Langara Photography Master Series – four renown photographers, four lectures, four perspectives.
- Continuing Studies Photography Workshop – hone your photography skills with our free workshops.

Learn more.

beyond49.langara.ca/photography-masters

B E Y O N D

49

snəwəyət̓ leləm̓.

THE COLLEGE OF HIGHER LEARNING.

Langara.

THE COLLEGE OF HIGHER LEARNING.

April is Capture Photography Festival month in Vancouver!

Exhibitions, opening nights, artist talks, book signings, television programs and more.

<https://capturephotofest.com/>

Join us for some of these great events...

- Myanmar - An Obsession
Albert Normandin
April 1 to April 30, 2019
Opening - Thursday, April 11, 5 - 8pm
Free, but [please RSVP](#)
- Project Instant V6.0: An Instant Instant
Beau Photo @ Science World at TELUS World of Science
April 3, 2019, 6:00 pm – 8:00 pm
Free but [please RSVP](#)
- Analogue Photography in a Digital Era
Panel Discussion with Nicole!
Massy Books
April 4, 2019, 6:00 pm – 8:30 pm
- Langara Photo Masters Series: Farah Nosh
Taking Your Photography to the Next Level
Lecture at Langara College
April 10, 2019, 7:30 pm – 9:30 pm
[Register on the Langara website.](#)
- The Adventures of Travel - Albert Normandin
Artist's Talk at Beau Photo Supplies
April 25, 2019, 6:00 pm – 7:30 pm
Free, but [please RSVP](#)

April 3–30,
2019



CAPTURE
PHOTOGRAPHY FESTIVAL

DIGITAL

MIKE M.

Kenko ND Filter Testing



Lynn Creek

Fujifilm X100F with Kenko ND64 (6-stop),
ISO 200, f/8, 1.7 seconds

We have been featuring Kenko filters in our store for some time now and I decided I should do some testing, especially of what seem to often be hard filters to get right: deep ND filters. Since Kenko filters are made in the same factory as Hoya filters, we were confident in their quality but still, I was personally curious to see how they stacked up against my previous favourites, and the ones I use myself, the Hoya ND filters. I requested some samples from the Canadian distributor, Amplis, and they loaned me both ND1000 (10-stop) and ND64 (6-stop) Kenko filters for testing. Unfortunately, I hadn't quite got as much testing in as I had hoped for, but these comparisons should still give one a good idea of their relative performance...

In short, like their Hoya cousins, the Kenko deep ND filters are excellent and, in fact, I would say they are even slightly better in some ways. The build quality is excellent, with precisely machined threads, good anodization and blackened filter edges to minimize flare and ghosting. They seem to have slightly better anti-reflection (AR) coatings than my Hoya filters too, since in some situations, like shooting right


into the sun, I can get a bit of a "blue fog" with the 10-stop Hoya, whereas the Kenko seems closer to neutral in all situations I tested them in, with the enhanced AR coatings likely helping. The Kenko has a hint of warmth when compared to the Hoya, but it seems off neutral by a little less than the Hoya overall and personally, I do prefer erring on the side of "warmth" too. Note that both the Kenko and Hoya are far more neutral than any of the other deep ND filters I tested in my big comparison from some years ago. Here is a link to that comparison on our old blog...

<https://beauphoto.blogspot.com/2015/02/review-deep-nd-filters-compared.html>

I should mention that unlike the 10-stop filters, both the Kenko and Hoya 6-stop filters are much closer to being dead neutral, with the Hoya still having a very slight blue-cast when shot into the sun and the Kenko almost no additional warmth. Note that the 10-stop filters on their own have essentially the same cast as the 10 plus 6 stop filters stacked, so the majority of the cast is definitely coming from the darker ND1000 filters. I was going to post a bunch of comparisons and sample shots from the Kenko filters on our new website, but I was dismayed to find that a recent automatic update seems to have broken all the galleries. D'oh!!! Right now we are in the process of trying to fix that, and once that's done, I will be blogging about my test in more detail, and will post more sample shots too. Lastly, I noticed no distortion or image sharpness issues with any of the filters I tested this time around.

This marina shot, where the sun was right at the top edge of the frame, shows the flare resistance of the Kenko filter, being slightly improved over the Hoya. In addition, here you can see the Hoya's slight blue tinge. This is as bad as I'd ever seen it. All the shots were processed the same way in Lightroom, except for some minor exposure tweaks since I slightly miscalculated the exposure time for the filtered shots by about a third of a stop, if I recall.

See the results on the following page...



Top: No filter

Middle: The Hoya ND1000 plus ND64, so 16-stops of ND...

Bottom: The Kenko ND1000 plus ND64, also 16-stops of ND.

No filter...



... and above is the shot with the Kenko ND1000 plus ND64, once again the same processing in Lightroom as the unfiltered shot of course. When not pointing into the sun, the balance seems even closer to being neutral, and the Hoya behaves in a similar way, having less of a blue tinge and being a little closer to neutral than when shooting right into the sun.

Fujifilm News

Just arrived: **Fujifilm X-T30 and XF 16mm f/2.8!** We now have stock on these two great new Fujifilm items. The X-T30 is like getting 90% of an X-T3 in a smaller, lighter and less expensive package. The new XF 16mm f/2.8R WR is a great way of adding a lens to your kit that's significantly wider than the 18-55mm kit zoom, but doesn't break the



bank on price, or your back on weight! It is much smaller and lighter than the excellent XF 16mm f/1.4R WR but still maintains a weather resistant design. It is also well under half the regular price of its more expensive sibling!

Fujifilm Educational Pricing



Starting on April 1st, Fujifilm has both simplified, and improved, their educational discount program. Now, if you are a full-time college or university student, or a full-time faculty member, you can get an additional discount over and above any consumer rebates that might be in effect at the time. Previously, if there were aggressive consumer rebates running, educational pricing would sometimes actually be higher than the regular "street" price. Now, you will always be guaranteed to get a lower price as a student or educator!

You will need to register online at <http://www.fujifilm.ca/support/education-program> and once you do, you'll be

eligible for an additional \$100 discount for any X-system camera body, and an additional \$75 discount on any X-system lens you buy. In addition, those discounts apply to any body and any lens, whereas previously, the discounts only applied to certain select bodies and lenses.

Fujifilm Rebates

As far as rebates go, most lens rebates are gone now unfortunately, with only the **GFX 50R lens bundles** continuing as follows...

GFX 50R + 45mm - SAVE \$1,100

GFX 50R + 63mm - SAVE \$1,100

GFX 50R + 32-64mm zoom - SAVE \$800

However, there are some **body rebates for the X-T2...**

X-T2 Body - \$1,170 (SAVE \$580!)

X-T2 Kit w/18-55mm - \$1,690 (SAVE \$435)

Should you be interested in the older X-T20, there are some savings on all the many different configurations from \$120 to \$150. We now have stock on the X-T30 and are totally out of the X-T20, but there is a chance we could still order something in. Feel free to ask!

Canon Rebates

For April 5th to May 2nd, Canon's "Red-Line" sales event is featuring specials on Macro Lenses, and numerous camera bodies and lenses continue on rebate, including some new EOS R mirrorless system products too! The other rebates are detailed below and note that we will provide a rental coupon for up to 5% the value of the camera purchased for those bodies not already bundled with free goods...

IDX Mark II body - \$7,429 (SAVE \$570 *)

* Also receive a FREE SanDisk 64GB CFast card, a CFast reader and extra LP-E19 battery

5D Mark IV body - \$3,999 (SAVE \$500)

5D IV kit w/24-105 f/4L IS II - \$5,149 (SAVE \$800)

6D Mark II body - \$1,999 (SAVE \$600)

6D II kit w/24-105 f/4L IS II - \$3,149 (SAVE \$900)



RED LINE

SALES EVENT

Canon

CLOSE IN ON THE FINE DETAILS

Get pinpoint focus on extreme close-ups,
set amongst a beautifully blurred
foreground and background.



*Savings calculated using MSRP. Dealers may sell for more or less.
Canon is a registered trademark of Canon Inc. ©2019 Canon Canada Inc. All rights reserved.

CANON MACRO LENSES ON SALE



L EF 180mm f/3.5L
Macro USM

~~\$2,049~~ / **\$1,599**

SAVE \$450*



L EF 100mm f/2.8L
Macro IS USM

~~\$1,309~~ / **\$979**

SAVE \$330*



EF 100mm f/2.8
Macro USM

~~\$879~~ / **\$649**

SAVE \$230*



EF-S 60mm f/2.8
Macro USM

~~\$689~~ / **\$499**

SAVE \$190*



EF-M 28mm f/3.5
Macro IS STM

~~\$449~~ / **\$329**

SAVE \$120*



EF-S 35mm f/2.8
Macro IS STM

~~\$459~~ / **\$379**

SAVE \$80*

All prices valid April 5, 2019 - May 2, 2019.

www.canon.ca/redline

Canon

7D Mark II body - \$1,899 (SAVE \$350)
 80D body - \$1,349 (SAVE \$250 **)
 80D kit w/18-135 IS STM - \$1,849 (SAVE \$550 **)

** receive a FREE Canon 430EX III-RT flash!

600EX II RT Speedlite - \$599 (SAVE \$100)

EF 24mm f/2.8 IS - \$749 (SAVE \$130)
 EF 28mm f/2.8 IS - \$679 (SAVE \$60)
 EF 35mm f/2 IS - \$749 (SAVE \$60)
 EF 35mm f/1.4L II - \$2,299 (SAVE \$130)
 EF 40mm f/2.8 STM - \$249 (SAVE \$40)
 EF 50mm f/1.4 - \$449 (SAVE \$90)
 EF 50mm f/1.2L - \$1,829 (SAVE \$130)
 EF-S 60mm f/2.8 Macro - \$499 (SAVE \$130)
 EF 85mm f/1.8 - \$499 (SAVE \$70)
 EF 85mm f/1.2L II - \$2,549 (SAVE \$150)
 EF 100mm f/2.8 Macro - \$649 (SAVE \$160)
 EF 100mm f/2.8L IS Macro - \$979 (SAVE \$120)
 EF 180mm f/3.5L Macro - \$1,599 (SAVE \$290)
 EF 400mm f/5.6L - \$1,629 (SAVE \$60)

EF 11-24mm f/4L - \$3,649 (SAVE \$400)
 EF 16-35mm f/4L IS - \$1,349 (SAVE \$130)
 EF 24-70mm f/4L IS - \$1,229 (SAVE \$120)
 EF 70-200mm f/4L IS - \$1,349 (SAVE \$270)
 EF 100-400mm f/4.5-5.6L IS II - \$2,429 (SAVE \$540)

EOS R kit w/RF 24-105 f/4L IS - \$4,149 (SAVE \$250)
 EOS RP kit w/RF 24-105 f/4L IS - \$2,849 (SAVE \$250)

RF 35mm f/1.8 Macro IS - \$599 (SAVE \$50)
 RF 24-105mm f/4L IS - \$1,199 (SAVE \$250)

EF-RF Control-Ring Lens Adapter - \$199 (SAVE \$60)

***Also note that the EOS R and EOS RP mirrorless full-frame bodies still get a free EF lens adapter, valued at \$130.**

Canon Printer Rebates...

Pixma Pro-100 Printer (13" dye-based) - \$399 (SAVE \$100)
 Pixma Pro-10 Printer (13" pigment) - \$649 (SAVE \$150)
 Pixma Pro-1000 Printer (17" pigment) - \$1,399 (SAVE \$200)

Nikon Rebates

Nikon still has a few decent rebates running right through April. Here are the major ones of interest, at least in my opinion. For other specials, be sure to contact us...

D7500 Body + 16-80mm bundle - \$2,599 (SAVE \$400)
 D500 Body - \$2,399 (SAVE \$300)
 D750 Body - \$2,299 (SAVE \$150)
 D750 kit w/24-120mm - \$2,999 (SAVE \$150)

There are also some "tied-lens" bundles where you get an instant rebate when a body and lens are on the same invoice, and following are two of interest for APS-C shooters, especially if you wanted to add a telephoto zoom to a kit for a low price...

AF-S DX Nikkor 18-140mm f/3.5-5.6G ED VR - \$499 (SAVE \$150)
 AF-P DX 70-300mm f/4.5-6.3G ED - \$199 (SAVE \$250)
 AF-P DX 70-300mm f/4.5-6.3G ED VR - \$399 (SAVE \$130)

For strobists, you can still get the SB-5000 Wireless controller kit for only \$129 when bundled with an SB-5000, which is a \$110 savings.

Lastly, **if you buy an Z6 or Z7 mirrorless body or lens kit, you can get the FTZ adapter**, which will allow you to use many old Nikkor FX lenses, **for FREE**. This is a \$329 savings!

CLEARANCE

We still have some ongoing clearance pricing on various random items, mainly accessories for older model cameras or products that have been replaced with new versions. Following is a partial list of the items that are on sale, but feel free to contact us for more...

- Metal hand-grips for various Fujifilm X-System cameras
- Vertical battery grips for the original Sony A7 / A7S and A7R
- Hahnel ProCube Twin-Charger for Sony NP-FW50 battery packs (A7 and A7II series)
- Zacuto Z-Finder
- Datacolor Spyder 5 Elite and Spyder 5 STUDIO

CameraCraft - Session I - Tuesday, April 16th

RED TRUCK BEER • C O M P A N Y •

Join us for an evening where the craft of photography and craft beer come together with What's Brewing Magazine's chief photographer, Brian K. Smith and Beau Photo's knowledgeable pro-gear staff and photographers. This will be an ongoing series, each time with a different theme, hosted by a different craft brewery.

Our first session will be at Red Truck Brewing (295 E 1st Ave.) on Tuesday, April 16th from 5:30pm to 8:30pm. You must register to attend. The fee will be \$25 and will get you a pint of beer and nachos, as well as an opportunity to test out some gear! As an extra bonus, Red Truck Brewing will have one of their classic trucks outside to photograph at the beginning of the event. Register here: <https://www.eventbrite.ca/e/camercraft-session-with-beau-photo-tickets-59622047148?ref=estw> Space is limited!

The Session I theme is all about speciality lenses to enhance your craft, specifically ultra wide-angle, tilt-shift and macro lenses. You will have an opportunity to shoot the equipment and machinery inside the brewery itself, as well as the Red Truck outdoor area. We will be providing loaner lenses that you can try out from rentals and the manufacturers. As an example, we are planning on having the following, ultimately subject to availability of course...

The Canon 11-24mm f/4L, TS-E 17mm and TS-E 24mm tilt-shift lenses, 100mm f/2.8L IS macro and MP-E 65mm 1-5x macro lenses.

The Fujifilm 8-16mm f/2.8, 10-24mm f/4 OIS, 14mm f/2.8, 60mm macro and 80mm OIS macro with some extension tubes and a GF 23mm for the medium format bodies.

The Nikkor 14-24mm f/2.8, PC-E 19mm and PC-E 24mm tilt-shift lenses, as well as their 60mm f/2.8 and 105mm f/2.8 VR macro lenses and possibly a Nikkor Z 14-30mm f/4! We will have an FTZ adapter as well, just in case the


14-30mm doesn't make it, but our amazing Nikon rep is trying really really hard to make it happen!

The Sony 12-24mm f/4, 16-35mm f/2.8 G Master, 16-35mm f/4 Zeiss and 90mm Macro OSS as well as a Metabones adapter that will allow for use of Canon's ultra-wide and tilt-shift lenses.

You'll be able to test these lenses out on your own gear, so bring your camera bodies and/or lens adapters, batteries, memory cards and maybe a tripod for interior shots. In case you've been having thoughts about switching to a different system, we will also have camera bodies available to borrow and test the lenses with.

Now at Beau!

Ask us for details. digital@beauphoto.com



PRO SALES

KEN S.

Featured product: from Orangemonkie



There is a growing need for people who are selling products online, or those who need to promote their jewelry or artwork on websites, for a simple way to light and photograph these items. The **Orangemonkie Foldios** are great for that and will help them show off their goods in the best light. It's compact and easy to travel with because it folds into a small travel portfolio. It also comes with built in LED lights so you don't need any extra external lights. You can create amazing 360 deg. product photography with the **Foldio360 turntable** and the app for your smart phone or camera.

The Foldios come in two sizes. The Foldio2 is 15"x15"x15" perfect for small objects like jewelry, small bottles, small artwork. The Foldio3 is 25"x25"x22", which will accommodate most items like wine bottles, purses and shoes. **Orangemonkie has also has introduced the Halobar**, which is an adjustable LED light that you can attach to the outside of the Foldio3 when you need extra lighting. We have the Foldio3 and Foldio360 and the Halobar on display in rentals now.

For more info check out a video about the Foldio3 here:
<https://www.youtube.com/watch?v=-3cBuUNbQv4>

Orangemonkie Foldio2 - \$119.95

Orangemonkie Foldio3 - \$219.95

Orangemonkie Foldio360 - \$219.95

Orangemonkie Halobar - \$54.95

Profoto has announced the Profoto Connect!



The Profoto Connect is a button-free trigger that integrates your camera and Profoto flash, making light shaping easier than ever before. With Profoto Connect, it's quick to create natural and beautiful light anytime, anywhere. It has no buttons and only three settings: auto, manual and off. In auto, you just point and shoot for a good exposure, because the flash power is calculated automatically. Slide it over to manual, and you can fine-tune the light for even more control, either manually or via the Profoto app. This makes the Profoto Connect the perfect trigger to start with, and to grow with. Regardless if you're an experienced photographer or just starting out, you now have natural and beautiful light on demand, and tailored for your needs.



This small, lightweight and carefully designed trigger is compatible with all Profoto AirTTL lights. But most of all, it makes mixing

Profoto lighting with the beautiful natural light you may have been working with already. Using Profoto Connect is incredibly easy, letting you focus on what's important – creating great images.

Key features:

- Button-free trigger for all Profoto AirTTL lights
- Attach to your camera's hot shoe to wirelessly connect camera and light

- Three settings: Auto, manual and off.
Auto mode: Point and shoot with automatic flash power
Manual mode: Fine-tune the flash settings
- Small, lightweight and minimalistic design
- Smart connectivity with the Profoto app (compatible with iPhone 7 or newer)
- Built-in rechargeable LiPo battery – 30h battery life

Profoto Connect is available for Canon, Nikon, Sony, Fujifilm and Olympus. Price - \$399.00

The Profoto A1 Spring Promotion is coming to an end!

If you have been waiting to purchase a Profoto A1, time is running out.



Wedding and portrait photographers the world over have been seeing the advantages of using the Profoto A1 and it has changed the way they light their images. Even many

photographers who in the past, have only used existing light or natural light are seeing how they can incorporate the A1 in to their photographic style and create beautiful images.

The Profoto A1 has been dubbed the world's smallest studio light. It is designed with very pleasing light shaping capabilities. It has a unique round head with a soft, smooth fall-off that makes it easy to create a natural and beautiful light. It also includes a smart magnetic mount and three dedicated A1 light shaping tools that click on and off quickly and easily – a Dome Diffuser, Wide Lens, and Bounce Card. They can be stacked for more creative options.

The A1 offers a built-in LED modeling light that makes it easy to set the light and understand how light and shadows work together, and it's extremely easy to use. Like all Profoto products, it's intuitive to use and you don't need to read a long instruction manual to understand how it works. An AirTTL remote is also built into the A1. With AirTTL and HSS you can create professional results quickly and easily, and with the remote you can seamlessly connect to other Profoto flashes to control them from the A1.

The Profoto A1 is not only an on-camera flash, it's also very effective off-camera as a standalone unit. The A1 has its own Li-Ion high capacity battery built-in that lasts up to four times longer than AA batteries with no performance fade, and a facility to recharge quickly, so you can shoot for longer with confidence. A1 can keep up with you because it recycles four times faster than other on-camera solutions at 1.2s at full power. Put simply, you'll never miss a shot.

Purchase a Profoto A1 between now and April 15th and get a free A1 battery. That is a \$142.00 value!

Come into Beau Photo or contact Ken at prosales@beauphoto.com for more information.

New In Used

Nikon D5200 with AF-S 18-55mm f/3.5-5.6G Lens great condition - \$550.00

Hasselblad Xpan Camera

With 45mm f/4.0, 90mm f/4.0, 30mm f/5.6 and 30mm view finder \$10,700.00

Fujifilm bodies:

Fujifilm X-Pro2 Body - \$1450.00

Fujifilm X-T1 new lower price - \$650.00

Fujifilm X-E1 Body black - \$375.00

Fujifilm X-E1 with 18-55mm f/2.8-4 lens - \$799.00



Fujifilm X-E2 Body silver - \$450.00

Jacobson Blimp wired for a Canon body with 4 tubes.

Great condition - \$800.00



Canon 580EX II - \$299.00

Phottix Oden II TTL Flash Trigger set

with 3 Receivers for Canon - \$540.00

Phottix Mitros + Speedlight in like new condition - \$225.00

Phottix Indra 500 TTL Strobe - \$799.00

SALE on Datacolor!

Spyder 5 Elite - \$269 (SAVE \$60)

Spyder 5 Studio - \$599 (SAVE \$80)

SALE on Rode!

Filmmaker Lav Kit - \$475 (SAVE \$55)

PocketWizard has a great deal on their ControlTL

radios. This popular line of radios (transmitter and transceivers) for wedding, event and portrait photographers will be on sale for the entire month of April - just in time for wedding season.

KEH at Beau, April 10 - 11

KEH is holding a
buying event at
Beau Photo!

April 10th and 11th
10:00AM - 4:30PM

1401 8th Avenue West
Vancouver, BC
604 734-7771



The purchasers from KEH will be at Beau Photo on April 10th and 11th from 10:00 AM till 4:30 PM to purchase Cameras, lenses and some camera accessories. Bring your gear in to sell to them or trade up to new gear with Beau Photo and get a 10% bonus.

**Tethering 101 workshop with Erich Saide**

Beau Photo and TetherTools will present an introduction to tethering with Erich Saide on May 4th. Erich is an

award-winning photographer whose clients come back to him time and time again. From soft and sensual to edgy and dramatic,



his photos capture a diverse range of moods. Erich has over 15 years of photographic experience and was winner of the 2017 Communication Arts 58th Photography Annual Competition. His work has also graced the pages of Elle Canada and many other publications, and is the recipient of the L'Oreal Colour Trophy. Born in Kingston, Jamaica and raised in Vancouver, BC, Canada Erich's passion for photography led him to study commercial photography at Langara College before embarking on a career in music, fashion, commercial and advertising photography, both locally and abroad.

The details:

Where: Beau Photo Flex Room. 1401 West 8th Ave

When: May 4th 11:00 till 12:30

Cost: \$10.00. Those attending will also get a gift certificate for \$10.00 off the purchase of all TetherTools Products.

Register at Eventbrite: <https://www.eventbrite.ca/e/tethering-101-workshop-with-erich-saide-tickets-59360647294>

What will be covered:

- Intro to tethering
- Tethering Software
- Wireless tethering with the Case Air
- My Gear and what you need to shoot tethered
- Shooting Demo
- Tips and tricks
- Troubleshooting
- Shooting tethered Q&A

Sponsored by -



Farah Nosh at Langara



Langara Professional Photography and Continuing Studies Photography, in conjunction with Beau Photo, are proud to present "Taking Your Photography to the Next Level" with acclaimed Vancouver-based photographer Farah Nosh. She will discuss the nature of her two decades of international and local work in Haida Gwaii. She will share her lessons learned and what it has taken to advance her career as a professional photographer. With years of mentorship, Farah will discuss some of her most useful tips for taking your own work to the next level. She will cover the importance of project work, portraiture, and finding and maintaining a purpose in one's work.

Langara Masters Series Lecture - Farah Nosh- Taking your Photography to the Next Level presented by Beau Photo
Wednesday, April 10, 7:30 - 9:30 pm

Langara College T Gallery, Second Floor, Science & Technology Building

**PocketWizard®
April Special!**

20% Off
All PocketWizard ControlTL Radios
and Bonus Kits

Are you ready for wedding season?



HENSEL

PERFORMING LIGHT

FROM OLD TO NEW

THE TRADE-IN OFFER FOR FLASH DEVICES

Are you still harboring a collection of old or unused flash devices? Wouldn't it be great if you could put them to good use? We want to support you in bringing your lighting equipment up to date: We take your monolight, flash generator or flash head in when buying new Hensel flash equipment and give you a special discount on the new light(s).

WHAT KIND OF DEVICES CAN YOU TRADE IN?

All kinds of monolights, flash generators or flash heads - no matter what manufacturer or brand they are from*.

WHAT DO YOU GET FOR YOUR OLD LIGHTING EQUIPMENT?

You get a special discount on your next purchase of a new Hensel monolight, flash generator or flash head.

For example: If you trade in two monolights, you get the discount on two new Hensel monolights. If you trade in one flash generator and one flash head, you get the discount on one new Hensel flash generator and one new Hensel flash head.

*This offer also applies if the traded in flash device doesn't work properly anymore. The offer does not apply to speedlights/flashguns and is not compatible with other special offers and conditions.

RENTAL NEWS

JASON K.

New in Rentals



OrangeMonkie Foldio3

The OrangeMonkie Foldio3 is a 25" portable photostudio for taking photos of small objects like jewelry, shoes, etc. The Foldio3 features integrated lights on the upper edges for even topdown light. Included with the rental are two OrangeMonkie Halo Lights, which are separate lightbars with integrated magnets that can attach to the inside of the Foldio3 for side lighting, or they can be laid down on the front for fill. The Halo Lights and the integrated lights can be adjusted for brightness independently of each other. The Foldio3 also includes a black backdrop and a white backdrop, which attach via velcro patches. **\$25/day or weekend**

OrangeMonkie Foldio360 Smart Turntable

This is an accessory to the Foldio3 that allows you to create 360° images, connecting directly with your smartphone or



DSLR camera through Bluetooth or IR sensor. Just upload your completed images to OrangeMonkie's website to assemble your 360° image and once that's done, you can share it to your blog or website. **\$25/day or weekend**

Nikon Nikkor Z 35mm f1.8 S



Released along with Nikon's new mirrorless Z6 & Z7 cameras, the Nikkor 35mm f1.8S lens is a fast prime optimized for the new Z system. Sharp, fast & contrasty, it is a worthy addition to Nikon's high end 'S' line of lenses for the Z system. **\$30/day or weekend**



West End Photography Society

Memberships - Access to Darkroom - Workshops

*If you are looking for a place to explore printing
your analog photographs, a place to share tips and
tricks with other film photographers of all levels, or
to process your black and white film*

then join our club!

westendphotoclub.ca

Our Darkroom facilities are located in the West End Community Centre, at 870 Denman Street, Vancouver
Photography taken by Elizabeth Worley

FILM / ANALOGUE

NICOLE L-D.

Analogue on Vacation



Konica Big Mini with Adox Colour Implosion film



My trip to Maui last month was amazing! However there was a lot I needed to learn about my vacation camera preferences. I haven't been on a 'real' holiday since acquiring multiple cameras, and of course found myself in the common predicament of 'which cameras to pack along?'. In hindsight, I realize I panicked and didn't choose very wisely. I ended

up settling on my Pentax MZS with a macro 50mm f4, Nikonos V, Konica Big Mini and Canon Super 8. Admittedly, besides the Konica, these are all heavy cameras. I also feel I chose badly because none of them but the Konica had a particularly wide lens, which turned out to be necessary for Maui. I haven't gotten the Super 8 film developed yet, but after scanning a few rolls from all three other cameras I must say I am SO glad I decided to throw the **Konica Big Mini** in my camera bag last minute, and now I highly


recommend a point & shoot on every holiday as a backup. It can be fun shopping for point & shoot cameras, so many were manufactured. Even here at Beau Photo, **we have so many varieties to choose from, ranging from \$25 to \$200 dollars.**



As for the **Nikonos V**, I had always wanted to try one out, especially after seeing my friend Aya's brilliant Nikonos photos (check her out on Instagram [@ayagarcia](#)). Due to the windiness while we were there, I ended up shooting my Nikonos on land more than in the water, AND the Kodak EIR I loaded it with was disastrously expired... so not much success was had there. The photos look alright but definitely could have looked better. The Nikonos is also regrettably quite heavy to just carry around as an on land point & shoot. But I'm glad I can tick it off my bucket list of 'cameras I'd like to try'.



Nikonos V camera with Kodak EIR film



I enjoyed having my **Pentax MZS and Macro 50mm f4** on holiday with me again, however it is considerably heavier than my Pentax*ist and I noticed that in low light I am more unsteady than I used to be....so now I am on the hunt for a Macro 50mm f2.8! I think this is why it is important to have many 35mm SLRs in one's collection, choosing the correct one for each excursion is paramount. For me,

Pentax MZS camera with Lomochrome Purple film

weight of a camera is everything, especially on holiday.



Pentax MZS camera with Lomochrome Purple film

I must say it's confirmed, the trip solidified how much in love I am with shooting **Super 8** on holiday. It is unfortunate the Canon 1014XL-S is so heavy but it really does do an amazing job, clarity of lens is so important with using old super 8 film. As an after thought to how heavy I found the Canon super 8, I purchased a smaller non-professional Argus Cosina XL 755 super 8 but have yet to try it out. There is not much information on line about this camera but hopefully this summer I can decide for myself if it stands up to the Canon. Both say 'XL' in the name so maybe? It will be fun to do a comparison.

I try to get used Super 8 cameras in the store on consignment. Often however, these cameras have had their AA batteries left in them for the last 30 years, and those batteries, though convenient, tend to leak into battery chambers of all products, ruining them. I have not given up though, if you are interested in Super 8 best to keep checking in.

We often carry color and black and white **Super 8 film**. Right now we have **Kodak Super 8 film in B&W. in stock for \$51.69.**

Expired Photo Paper and Lumen Printing

Summer is coming, or it better be, which means lumen printing season! Beau Photo was lucky enough to receive a batch of many boxes of assorted 11x14 expired resin coated and fiber papers. Perfect for experimentation in the darkroom or out of it!

The price varies from \$5 to \$100/box.



828 Format Film - Meghan S.

I recently had the chance to finally shoot my little Hobbix 828 camera with some very old, expired

Kodak film. I have loved the look of this little camera since I got it a couple years ago but since 828 film wasn't readily available I hadn't gotten to shoot it until I was lucky enough to find a roll. It is essentially just a point and shoot camera with a fixed aperture and shutter speed and being super compact it was nice to carry around. 828 film is around the same size as 35mm but is on a roll with backing paper much like 120 or 127 film. Like 127 film, you only get about 8 shots however and I always forget this when shooting my 127 cameras. I'm always saddened when the roll abruptly comes to an end! This roll was definitely VERY expired and it shows. But despite that, I was happy to see that the camera worked at least! See below for one of the better shots. For more from the Hobbix, check out my upcoming post on our blog in our "Camera Speed Dating" series.



The great news is, we now have 828 film in the store! We now have the Film For Classics, Arista EDU 100 black and white 828 film for sale. So all those fun little old cameras you thought would never get the chance to take another photo can now be resurrected from their boxes and bookshelves. I can't wait to try out some new film in my precious Hobbix...

We have 828 film in stock! Here is is compared to 35mm...



INKJET PAPER AND PRINTING

HUNTER W.

Welcome to my new series! I will be using our new printing station to review and discuss my process and overall thoughts on different inkjet papers that we carry. I will be starting with **Hahnemuhle's line of inkjet papers** as they were kind enough to send me their **Matte FineArt Smooth, Matte FineArt Textured, and Glossy FineArt** sample packs. While they did send me these packs, they have not given me any guidance or asked me to say anything about their papers and I will be doing my best to keep these reviews neutral and unbiased. Please keep in mind that these are my experiences and opinions and other's may vary greatly so I do strongly encourage you to seek out other reviews and do some testing yourself for a better overall understanding of each paper: **All of my sample prints are available in-store for you to come and take a look at in person.**

Setup:

- 21.5" iMac (mid 2011) calibrated with a X-Rite i1Display Pro calibrator
- Adobe Creative Cloud Subscription – All apps up to date
- Canon Pixma Pro-1000 Printer

Printing Workflow:

Each image was taken with a D800, edited in Adobe Lightroom Classic CC and exported to Adobe Photoshop CC as a .psd at 300dpi. In Photoshop I double check that I have my shadows and highlights where I want them before resizing the image and then applying appropriate sharpening. I have each image saved in a different document so that my black & white image can be saved in greyscale. This also means I am printing the black & white image separately. All of the print settings are then the same in the print dialogue boxes between the two images:

- Photoshop manages colours
- I use the Hahnemuhle paper profile for the paper I'm using, downloaded from their website.
- I follow the PDF guide for the media settings that come with the downloaded profile.

- Rendering Intent: Relative Colourimetric.
- Black Point Compensation checked.

As this is a new series I would love some feedback from you. I plan to keep the tests as consistent as possible but I would like to know what are you interested in finding out about each paper? Are there other categories that are important to you that I discuss? Let me know your feedback and we can customize these reviews to you!

hunter@beauphoto.com


Hahnemuhle Glossy FineArt Photo Rag Metallic 340 gsm



I thought I would start off this series with one of Hahnemuhle's new and rather unique papers, the **Glossy FineArt Photo Rag Metallic 340 gsm**. The paper is acid-free, 100% cotton, and has no optical brighteners.

Texture and Feel

The first thing you notice about this paper is of course the metallic shimmer. Being a 340gsm paper it has a nice weight to it, feels sturdy in the hands, and the back also has a nice fibre texture which to me gives the feeling and impression of a high quality print: something a client would notice. This metallic paper is part of Hahnemuhle's Glossy FineArt offerings; however, one of my favourite things about it is that it still has a surface texture to it. It's the best of both worlds really; a gloss metallic paper with the texture of a lovely Photo Rag paper.



Colour and Tonal Range


The colours that the paper and ICC profile produce are very nice and crisp with no colour casts when you shift the light to create that metallic sheen. The shadows are dark and the highlights bright; however, because of the silvery paper, the highlights are not a pure white which means slightly less overall contrast than other papers with a higher brightness. This is really only noticeable with a side-by-side comparison though.




Closing Thoughts

I'm a big fan of this paper and I know other staff members here are as well. A subtle surface texture on a metallic paper with bright colours and no colour casts. The only

thing I want to change about these prints is the size. I would love to print these much larger for more impact.



Here you can see the metallic shine when the paper is viewed at an angle in bright light.



Hahnemühle Photo Rag
Metallic 340 gsm available in:

8.5 x 11 (25 sheets): \$72.95
11 x 17 (25 sheets): \$140.77
13 x 19 (25 sheets): \$207.55
17 x 22 (25 sheets): \$274.34
24" x 39" Roll: \$260.99

Other sizes are available for special order. Contact Beau for pricing.

RENAISSANCE ALBUMS PRESENTATION PRODUCTS

MEGHAN S..

Spring Promotion!

Happy Spring! To celebrate the arrival of Spring (finally!) we are offering **10% off all in stock Renaissance stock albums** for the whole month of April! This includes the Ventura and Roma self stick albums that we have in stock only, and does not apply to any custom covers.



We have a wide range of sizes in the **Ventura album**, starting at 2.5x3 and all the way up to 12x12 in a variety of page capacities. In the **Roma album** we have 5x5, 8x8 and 10x10 sizes. Both of these albums are a great

way to showcase your portfolio, use as an engagement or wedding album, or for a family portrait shoot. They are durable and the self-adhesive is very sticky and made to last. All



stock cover options only include black, and the Ventura has a window in the front cover for sizes 8x8 and up.

The Roma album also makes a great guestbook album, with the option to put a photo on one side of the page and guestbook insert for signing on the other side or any combination there of. We even have the guestbook inserts! For pricing or to place an order, please email me. albums@beauphoto.com

We are also still **clearing out our Library albums**. We have many cover options still available! Along with a few Milano, Hudson and Park albums. Please give me a call or send me an email at albums@beauphoto.com for clearance pricing!



You are already
great
at photography...
it's time to be great
at business.



Launch Your Creative Business

Education. Training. Resources. Support.

Program Starts May 2019

THIS IS FOR YOU IF.....

- ✓ You are ready to take your creative skills and build a business you love
- ✓ You are looking for business & marketing training specifically for creatives
- ✓ You want to know where to start and a step by step action plan for success
- ✓ You have multiple passions and are looking for focus and clarity
- ✓ You are coachable and ready to make changes and take consistent action

THIS IS NOT FOR YOU IF.....

- ✗ You already have a solid business and marketing plan
- ✗ You believe mindset and personal development have nothing to do with business success
- ✗ You have a successful creative business and are looking to grow or scale (other programs for you!)
- ✗ You want a quick fix and won't commit to a full year to build your business

DESIGN

**Design your dream life
and the business that
will create it.**

3 months of online course in Business and Marketing to design your business and the marketing strategy and plan to create it.

BUILD

**Build your business
over time with
ongoing support.**

9 months of additional training, resources, and ongoing support while you implement and make adjustments to your plan.

APPLY NOW

www.businessofcreativity.ca

Space is Limited for this LIVE Online Program



www.businessofcreativity.ca

Crescent Beach Photography Club



"Long Days End by Lynne Kelman"

2019 Invitational Black and White Print Challenge

Saturday April 27, 2019

The Crescent Beach Photography Club is pleased to present a juried Competition of Black & White Photography selected from a dozen participating Lower Mainland photography clubs. Public welcome.

Admission \$10.00. Door prizes and refreshments will be provided.

ST. MARK'S CHURCH HALL

12953 20th Avenue, Surrey, BC

Doors open at 6:30 p.m. Judging at 7:00 p.m.

LE SALON NOIR MASTER CLASS

**WITH
DIANNE BOS AND
SARAH FULLER**

**LERAN, FRANCE
JUNE 8-15, 2019**

Le Salon Noir : Master Class* is designed for intermediate practitioners with an understanding of traditional darkroom processes and techniques and are excited to develop their practice among peers in the comfort of a cozy B&B in Languedoc, France. Using low-fi camera methodologies, analogue silver-based photographic processes, and alternative photographic emulsions including Cyanotype and Anthotypes, participants in the Master Class will draw inspiration from the surrounding region for their artistic creations.

Based out of Lérans, France in the foothills of the Pyrenees, participants will have the opportunity to explore the amazing history and culture of the Occitanie region. Planned field trips include a visit to Niaux and its 15,000 year old cave drawings, as well as Montségur and other Cathar ruins that dot the region.

The time will be divided between instructor-led field trips, technical instruction, and independent studio time. Dianne and Sarah will provide technical assistance and artistic guidance in the form of darkroom orientation, mini-workshops and studio visits. Though the instructors are partial to traditional photo practices they will be happy to help you improve your digital photography chops as well. <https://instituteofunusualstudies.wordpress.com/home/workshop-2019/>