

*These are just some of the great speakers you will see at Fusion 2018! Get all of the information you need in this newsletter...*



Raph Nogal - Wow Your Clients with Off-Camera Flash



David Strongman - "When you're the one. Cinema quality digital filmmaking as a single shooter"



Dina Goldstein - Narrative Photography - How to tell a story in 1 Frame



Albert Normandin - Travel Photography; Be Prepared and Enjoy the Ride



Elizabeth Gadd - Turning Passion into Beauty



## Beau Newsletter - May 2018

Fusion 2018 Speaker Lineup and Industry Expo • Spring Rebates on Cameras and Lenses • New in Used - Battery Powered Flash • New Manfrotto Stile+Amica 50 Shoulder Bag • Used Close-up Filters • It's Time to Order Ilford Ultra Large Format Film • Clearance Pricing on Select Renaissance Albums Products • more...



# CANADIAN IMAGING 2018

CONFERENCE & EXPO

By the Professional Photographers of Canada



GET INSPIRED AT THE  
Canadian Imaging Conference and Expo  
**MAY 4 - 9, 2018**  
in Richmond BC!

Two events in one!  
Attend Fusion 2018 on  
Saturday and see the  
Canadian Imaging  
Conference the next day.  
Ask us how you can get  
a free trade show pass.

For more information, please visit:

**[www.canadianimaging.org](http://www.canadianimaging.org)**



Speaker Lineup: JB Sallee, Nikki Harrison,  
Dave Brosha, Kaylee Greer and more..!





# FUSION 2018

## THE CRAFT BEHIND THE IMAGE

**SATURDAY, MAY 5TH, 2018**  
**RIVER ROCK, RICHMOND**

Get 20% off registration!  
Use the code BEAU2018

Immerse yourself in photography! Fusion 2018 is a full day of speakers, on-stage demos and an industry expo. The speaker series covers many aspects of photography including travel photography, portraits, lighting, printing your own images, and much more. Attend a full day of talks or come for just the one that catches your interest. The Industry Expo will run from 10AM to 5PM with reps showing the latest equipment from Nikon, Fujifilm, Canon, Sony, Profoto, Manfrotto and more. This is a great opportunity to ask questions about equipment and meet like-minded photographers.



**MORE INFORMATION AND TICKETS AT:**  
**[www.beauphoto.com/fusion2018](http://www.beauphoto.com/fusion2018)**

Registration at the door is limited, get your tickets in advance online!

## Fusion 2018 Speaker Schedule

|   | Session                 | Room – TBA  | Room – TBA  | Room – TBA  |
|---|-------------------------|---|---|---|
| <b>Industry Expo</b><br><br><b>10:00AM - 5:00PM</b> | 9:30AM – 11:00AM        | Istvan (Steve) Pinter – Your photos don't exist until you print them. | Sandra Leung - Working 'on' your business rather than 'in' your business                      | Mike Mander – Night Photography                     |
|   | Lunch<br>11AM – 12:30PM | Lunch<br>11AM – 12:30PM   | Lunch<br>11AM – 12:30PM   | Lunch<br>11AM – 12:30PM                             |
|   | 12:30PM – 2:00PM        | Albert Normandin - Be Prepared and Enjoy the Ride                     | David Strongman - When you're the one. Cinema quality digital filmmaking as a single shooter. | Raph Nogal - Wow Your Clients with Off-Camera Flash |
|   | 3:00PM – 4:30PM         | Alli Peck - One Light Maternity Photography                           | Dina Goldstein - Narrative Photography - How to tell a story in 1 Frame                       | Elizabeth Gadd - Turning Passion into Beauty        |

Read more about the speakers and find out who you can see at the industry expo on the Fusion website:  
[www.beauphoto.com/fusion2018](http://www.beauphoto.com/fusion2018)

Tickets are on sale now! Use the code BEAU2018 when registering to receive 20% off your tickets!

**\*\*Limited registration will be available at the event.**  
 Register online at <https://www.eventbrite.ca/e/fusion-2018-tickets-42145018886>



### Istvan (Steve) Pinter - Your Photos Don't Exist Until You Print Them - A Practical Guide to Better Prints

Presented in a fun, easy to understand way, this is the ultimate photographer's printing primer. Whether you print at home, the drug store or a professional

lab the tips you will learn here will make your final results consistently and predictably better. Together we will answer important questions ranging in complexity from: "Why are my prints so dark?" to "What do the terms Rendering Intent

and Profile Mismatch mean?" Topics discussed will include: managing expectations – what is and isn't attainable; understanding the process – all about colour; how to set up your devices for success – calibrate for colour success; printed samples for comparison and discussion – see for yourself with hands on examples.



### Albert Normandin - Travel Photography; Be Prepared and Enjoy the Ride

Albert will discuss the ins and outs of traveling to some of the more exotic and challenging locations of the world. He'll cover being prepared for any

possibility, health issues and concerns, cultural differences, being aware of the local customs and having respect for their religions and ways of life, visas and much more.

He will talk about what equipment to pack, image file management, editing and saving your work, backing up your work as you travel and shoot every day, and getting home safely with your body of work.

He will also show images from his travels and discuss his approach to getting out there and discovering locations, festivals and events. He will share his thoughts on taking the time and patience to find these special moments.



### **Alli Peck - One Light Maternity Photography**

Maximize the tools of your trade as you learn to create outstanding images. Learn the poses that showcase your clients' beauty, grace and poise


in your maternity sessions. You will also delve into lighting techniques and learn to use both one light and strip lighting to achieve optimum effects. Alli will be shooting tethered to a laptop allowing the photographer and class to review the images in greater detail and assist in image selection.



### **Sandra Leung - Working 'on' your business rather than 'in' your business.**

Running a photography business, whether it be a full time or part time endeavor, often requires blood sweat, tears, and a whole lot of hustle! How do you manage all aspects

of your business while trying to stay creative? How do you get from Point A to Point B in your business when you're feeling overwhelmed with the demands of "doing it all"? Join Sandra as she shares practical business & marketing tools to run your business. Learn strategic ways to work and price your work smarter so you can continue doing what you love while staying sane.



### **David Strongman - "When you're the one. Cinema quality digital filmmaking as a single shooter"**

David's lecture walks you through the professional grade filmmaking tools found in your digital camera that enable

the single shooter to capture cinema quality footage. He demonstrates the advantages of being DoP, Director,

Camera Operator, Audio Technician and Editor, in situations where a larger crew is not an option.



### **Dina Goldstein - Narrative Photography – How to tell a story in 1 Frame**

Through the ages, myth and story have been the primary vehicles for human communication. Photographic storytelling is the art of conveying

stories, ideas and viewpoints through the medium of photography; not just the practice of creating visually interesting or stunning pictures, but about telling stories, real or constructed. To create a complex narrative within photography is much more abstract than a simple linear story, as much of the interpretation happens in the mind of the viewer. In this talk, I will discuss the tools of creating narrative within photography and speak to my 25 yrs. experience photographing documentary and large scale tableaux in Vancouver.



### **Mike Mander - Tips on Gear and Shooting for Night Photography**

Cameras and lenses: choosing the best gear for nighttime shooting; Choosing additional equipment: tripods, accessories such as cable releases, timer remotes etc. Optimizing exposures: optimal f-stops

and ISOs, as well as shutter speed concerns in certain situations; When to use or avoid filters, and shooting with the specialized NiSi Natural Night Filter; Miscellaneous items: security and awareness, headlamps, shooting fireworks, avoiding bridge vibrations, flashlights for light painting, tracking mounts for sky shots and more; Tips for post processing raw files of your night shots.

### **Raph Nogal - Wow Your Clients with Off-Camera Flash**

Henri-Louis Bergson said that "the eye only sees what



the mind is prepared to comprehend." This happens to be one of my favourite quotes and I think it applies to how I see and use off-camera flash. My presentation will take you through some challenging scenarios, tough lighting locations, and thinking beyond the obvious to wow your clients and show them things they didn't think were possible. This is the power of off-camera flash.

### Elizabeth Gadd - Turning Passion into Beauty



Join Elizabeth Gadd as she shares about her passion for photography. From how she got started to the last 10 years of developing her craft – particularly the surreal combination of self-portraits with landscapes. Included in her talk will

be a look into her creative process, how she shoots, some stories from behind the images, where she finds inspiration, and how she tackles creative ruts and continues the search for beauty and meaning through art today.

### Fusion 2018 Industry Expo

This will be a great event to talk to professional industry reps and see the latest gear the photo and DSLR video industry has to offer including cameras, lenses, grip, DSLR video accessories, and much more. There will be a live demo stage featuring talks and demos about the newest equipment. Entrance to the Industry Expo is free with a speaker ticket. You can also get a ticket for the Industry Expo only for \$10. Register online at <https://www.eventbrite.ca/e/fusion-2018-tickets-42145018886>



**H A S S E L B L A D**  
CREATE TO INSPIRE

**Canon** **SONY**

**FUJIFILM** **N**  
NOVOFLEX



**Profoto**

**ILFORD**



**RENAISSANCE**  
RENAISSANCE ALBUMS



**broncolor**

**SIGMA** **LEE** Filters

**ROGUE**  
photographic design

**Langara.**  
THE COLLEGE OF HIGHER LEARNING.



**T** TETHER TOOLS



**Manfrotto** **EPSON**



**datacolor**



## DIGITAL

MIKE M.

## Fujifilm Rebates are Back!

For all those who've been holding out on that new lens or camera body, hoping for rebates to reappear... well they'll finally kick in again on May 4th, just in time for our Fusion trade show as well! Not all bodies are on sale, so don't expect a deal on the awesome new X-H1 just yet or the still rather new X-E3 either. Most lenses will have rebates, the notable exception being the excellent 23mm, 35mm and 50mm f/2 primes. Those lenses are insanely popular and Fujifilm continues to have difficulty meeting demand it seems. The rebates will run until June 28th this time. Here is a list...



Fujifilm X-PRO2 Body -  
\$1,950 (SAVE \$250)

Fujifilm X-PRO2 Graphite w/23mm f/2 - \$2,650 (SAVE \$250)

Fujifilm X-T20 Body - \$1,025 (SAVE \$125)

Fujifilm X-T20 Kit w/XF18-55mm OIS - \$1,425 (SAVE \$125)

Fujifilm X100F - \$1,525 (SAVE \$125)

Fujinon XF14mm f/2.8 - \$1,055 (SAVE \$125)

Fujinon XF16mm f/1.4 - \$1,175 (SAVE \$125)

Fujinon XF18MM f/2 - \$720 (SAVE \$60)

Fujinon XF23mm f/1.4 - \$1,055 (SAVE \$125)

Fujinon XF27mm f/2.8 - \$540 (SAVE \$60)

Fujinon XF35MM f/1.4 - \$720 (SAVE \$60)

Fujinon XF56mm f/1.2 - \$1,175 (SAVE \$125)

Fujinon XF56mm APD f/1.2 - \$1,720 (SAVE \$180)

Fujinon XF60MM f/2.4 Macro - \$790 (SAVE \$60)

Fujinon XF80mm f/2.8 WR Macro - \$1,370 (SAVE \$180)

Fujinon XF90mm f/2.0 LM WR - \$1,125 (SAVE \$125)

Fujinon XF18-55mm f/2.8-4.0 OIS - \$775 (SAVE \$125)

Fujinon XF18-135mm f/3.5-5.6 OIS WR - \$1,055 (SAVE \$125)

Fujinon XF55-200mm f/3.5-4.8 OIS - \$775 (SAVE \$125)



Fujinon XF10-24mm f/4 OIS -  
\$1,175 (SAVE \$125)

Fujinon XF 16-55 f/2.8 LM WR - \$1,370 (SAVE \$180)

Fujinon XF50-140mm f/2.8 OIS WR - \$1,870 (SAVE \$180)

Fujinon XF100-400mm f/4.5-5.6 LM OIS WR - \$2,220  
(SAVE \$180)

\*\*Note that if you come to our Fusion trade-show on May 5th, there will even be sale pricing on items not on the above list (for example GFX medium format gear!), and many items will qualify for an additional mail-in rebate and a Beau Photo rental coupon as well.

## SONY

We have finally seen a few more A7 Mark III bodies arrive, to the point where we are caught up with pre-orders at the moment. However, still none on the shelf just yet, so if you want one of these ground breaking new bodies from Sony, get your name on our list! The 24-105mm continues to be more or less unobtainable and the A7R Mark III continues to be slow to arrive as well. As always, Sony does have ongoing rebates on many lenses and bodies, but their rebate schedule is complicated and not as easy to present concisely, so call us to see if that new Sony body or lens you desire might be on sale. During our Fusion show, you'll also get a Beau Photo rental coupon with any Sony lens or body purchase!

## iOptron Mounts and NiSi Filters at Fusion

During my seminar on night photography at Fusion, I'll be discussing some useful accessories to use, including the star-tracking mounts from iOptron. If you've ever wanted



to capture gorgeous, clean low-ISO long exposures of the Milky Way with pinpoint stars, or want to put a longer lens on to capture something like the Andromeda Galaxy, it is absolutely mandatory to have a mount that can track the stars, by precisely countering the Earth's rotation. The iOptron SkyTracker Pro and SkyGuider Pro are the perfect accessories for the job and they'll be on sale during our Fusion trade-show!

In addition, the NiSi Natural Night Filters will also be featured in my talk and will be on sale as well. See my review of this ground-breaking night-photography filter here: <http://www.beauphoto.com/nisi-natural-night-filter-tests-review/>

## CANON

Canon has the usual plethora of lens and body rebates in May, with some changes from April. Following are just a few notable examples from the long list, those with big rebate numbers, and they all run from April 27th to May 31st. If there is something you want that's not on the list, give us a call for a price quote!

EOS 1DX Mark II - \$7,199 (SAVE \$800)  
 EOS 5D Mark IV - \$3,999 (SAVE \$500)  
 EOS 6D Mark II - \$2,049 (SAVE \$550)  
 EOS 6D Body - \$1,249 (SAVE \$750)  
 EOS-80D Kit w/18-135 IS STM - \$1,799 (SAVE \$600)  
 Canon EF 35mm f/1.4L II - \$2,129 (SAVE \$300)

Canon EF 50mm f/1.2L - \$1,679 (SAVE \$280)  
 Canon EF 85mm f/1.2L II - \$2,389 (SAVE \$310)



Canon EF 11-24mm f/4L - \$3,479 (SAVE \$570)

Canon EF 16-35mm f/2.8L III - \$2,439 (SAVE \$410)  
 Canon EF 16-35mm f/4L IS - \$1,179 (SAVE \$300)  
 Canon EF 24-70mm f/2.8L II - \$2,049 (SAVE \$510)  
 Canon EF 70-200mm f/2.8L IS II - \$2,299 (SAVE \$530)  
 Canon EF 100-400mm f/4.5-5.6L IS II - \$2,579 (SAVE \$390)

**At our Fusion show, you'll also get a Beau Photo rental coupon with any lens or body purchase!**



Canon ImagePROGRAF PRO-1000 - \$1,299 (SAVE \$300\*)  
 \*save even more if purchasing a PRO-1000 together with a Canon DSLR!

If you are interested in buying a Canon printer, drop by our Fusion trade-show booth and ask for a coupon for a **free 8x10 inch print on our Canon ImagePROGRAF PRO-1000 17" wide printer**. Just call us to make an appointment and bring the coupon down to our store, along with a USB stick with your image, and we'll make an 8x10 for you so you can see the print quality of the PRO-1000 for yourself! We have a variety of premium papers to choose from for your sample print as well. The PRO-1000 will be at a special promo price for our Fusion show too!



## NIKON

Still no sign of that elusive ES-2 Film Digitizing Adapter. The last update I received was that they might finally be shipping sometime in late May. Apologies to all those who have been waiting for months and months! We had no idea that the ES-2 was going to be so heavily delayed...



There is good news on the rebate front though; lots of generous sale prices on bodies and lenses! Here are some of the notable ones, but feel free to call and ask about what other Nikon gear might be on sale...

Nikon D850 Body + AF-S 24-120mm VR - \$5,449  
(SAVE \$200)

Nikon D750 Kit w/AF-S 24-120mm VR - \$2,699 (SAVE \$400)

Nikon D750 Body - \$1,999 (SAVE \$450)

Nikon D500 Body - \$2,299 (SAVE \$400)

Nikon D7200 Kit w/AF-S DX 18-140mm VR - \$1,449  
(SAVE \$250 + FREE SanDisk 64GB Extreme Pro SDXC)

Nikkor AF-S 28mm f/1.8G - \$799 (SAVE \$70)

Nikkor AF-S Micro 60mm f/2.8G - \$649 (SAVE \$80)

Nikkor AF-S 85mm f/1.8G - \$499 (SAVE \$100)

Nikkor AF-S 28-300mm VR - \$999 (SAVE \$200)

Nikon AF-P 70-300mm f/4.5-5.6E VR - \$899 (SAVE \$100)

Nikkor AF-S  
70-200mm f/4G VR  
\$1,549  
(SAVE \$180)



SB-5000 Wireless Controller Kit - \$129 (SAVE \$110 if bundled with SB-5000)

**Come to our Fusion trade-show since some sale prices may be even lower at the show, and any lens or body purchased will also qualify for a Beau Photo rental coupon!**

## PRO SALES

KEN S.

### KEH is Back at Beau Photo May 3rd and 4th

The purchasers from KEH will be back at Beau Photo on May 3rd and 4th from 10:00 AM till 4:30 PM to purchase cameras, lenses and some camera accessories. Bring your gear in to sell to them or trade up to new gear with Beau Photo and get a 10% bonus.

**They will also be part of FUSION 2018** so if you can't bring your cameras and lenses to Beau on Thursday and Friday, come to FUSION 2018 at the River Rock Casino and Resort Saturday May 5th and they will be able make an offer on your camera gear. Drop by or call Beau Photo for your FREE tradeshow pass to see KEH and all the other exhibitors. More info here: <http://www.beauphoto.com/fusion2018>

### FUSION 2018

As you know by now FUSION 2018 is less than a week away. Not only do we have an amazing lineup of 9 all new speakers teaching and sharing their thoughts on a wide range of subjects, there will also be a whole lot of gear for you to see, hold and try out. Beau Photo has been working hard with all these suppliers to get you some amazing sale prices you will not find anywhere else.

FUSION 2018 is the photographer's and videographer's candy store! You will see the newest camera gear from Nikon, Canon, Sony, Fujifilm, Hasselblad, Sigma and Tamron. As well, the newest amazing strobes from Broncolor, Hensel and Profoto. Other great products that will be on display are tripods from Manfrotto and Gitzo, filter systems from Lee, Kenko and B+W, and colour management from Datacolor Spyder5. Tether Tools will also be joining us with an extensive display of their tethering tables, cables and accessories. You will see the stunning pro quality prints you can get with the Canon and Epson printers. Zoom will be there with their lineup of new recorders. If you need to sell



# FOCUS ON GREAT SAVINGS THIS MOTHER'S DAY



All prices valid April 27, 2018 - May 17, 2018.

\*By unit and dollar shares, as sourced through the NPD Group's Retail Tracking Service from October 2008 to January 2018 for the Digital SLR Camera category in the Canadian market.

†Savings calculated using MSRP. Dealers may sell for more or less.

Best in Glass is a trademark of Canon Canada Inc. Canon is a registered trademark of Canon Inc. ©2018 Canon Canada Inc. All rights reserved.

[www.canon.ca/bestinglass](http://www.canon.ca/bestinglass)

## CANON LENSES ON SALE



EF 16-35mm  
f/2.8L III USM  
\$2,849 / **\$2,439**  
**SAVE \$410†**



EF 16-35mm  
f/4L IS USM  
\$1,609 / **\$1,179**  
**SAVE \$430†**



EF 24-70mm  
f/2.8L II USM  
\$2,779 / **\$2,049**  
**SAVE \$730†**



EF 24-70mm  
f/4L IS USM  
\$1,469 / **\$1,099**  
**SAVE \$370†**



EF 70-200mm  
f/2.8L IS II USM  
\$3,069 / **\$2,299**  
**SAVE \$770†**



EF 70-300mm  
f/4-5.6 IS II USM  
\$649 / **\$519**  
**SAVE \$130†**



EF-S 55-250mm  
f/4-5.6 IS STM  
\$399 / **\$229**  
**SAVE \$170†**



EF-S 10-18mm  
f/4.5-5.6 IS STM  
\$439 / **\$349**  
**SAVE \$90†**



EF 40mm  
f/2.8 STM  
\$299 / **\$229**  
**SAVE \$70†**



EF 50mm f/1.8  
STM + EF-S  
10-18mm f/4.5-5.6  
IS STM Bundle  
\$629 / **\$449**  
**SAVE \$180†**

See these great  
lenses at the  
Canon booth at  
Fusion 2018!


Available at Beau Photo!

**Canon**



your camera or lenses to be able to purchase the newest and greatest, KEH will be there to evaluate and perhaps buy your camera or lenses. We hope to see you there.

## The Beau Bracket - Still the best around.



Not many people nowadays know about the Beau Bracket, but at one time, if there was one tool the wedding, portrait or event photographer would have had in their bag, the Beau Bracket was it. The curious thing is that though this bracket is not as widely known anymore, this tool is still as useful today as it was 15 years ago.

So what is the Beau Bracket? It is arguably the best designed and built flash bracket around. Not only does it get your flash off and over your camera to help eliminate background shadows, the flip arm allows the flash to be repositioned above the lens when you switch from horizontal to vertical orientation. It also positions the flash correctly so you do not get the light falloff on the top and bottom of your image that other conventional brackets cause.

The Beau Bracket was first designed back in the 90s by Beau Photo's owner Angie Apostolides. Several photographers approached Angie looking for a better flash bracket. He took their suggestions, designing and redesigning the bracket until it was perfected into a

product he was finally satisfied with. The Beau Bracket became so popular that even Lisle Kelco, the Hasselblad distributor at the time, began purchasing Beau Bracket accessories from Angie to use with their bracket for Hasselblad photographers. Various brackets have flooded the market over time, some were good, most were not, none have ever come close to the quality of the Beau Bracket. Perhaps this is the reason flash brackets have lost their appeal, as photographers have become dissatisfied with what's available and not knowing there is a better bracket out there. Other brackets have come and gone but the Beau Bracket is still around today, with quality and workmanship second to none, still handmade, still Canadian made, still the best bracket for your money.

**For the month of May save 25 % on the Beau Bracket and accessories.**

**Beau Bracket with flip arm - Sale \$199.95 Reg. \$269.95**

## New in Used

**Dynalite AC/DC powered Uni400 head and 2 X Jackrabbit battery kit - \$500.00 (ex-rental)**

This versatile kit is great for the location photographer who wants a portable lighting solution. It provides a total of 400 watt/seconds of power when plugged into your regular household outlet and 320 watt / seconds when connected to the included Jackrabbit II battery pack and offers up to 150 full-power flashes with a fully charged pack. As an added feature, you can power up to 2 Canon or Nikon flashes off the jack rabbit battery pack when you are not using it with the Uni 400 flash.







### Visatec Litepac 2 head kit - \$600.00 (ex-rental)

This lightweight and compact LITEPAC battery 600 w/s lighting kit is ideal for the photographer on the go. The battery pack weighs only 6 kg, and is smaller than most camera bags. Its sturdy construction and easy to use design make it an ideal lighting kit for the wedding, location and fashion photographer. At full power, LITEPAC yields up to 200 flashes in quick-charging mode, or 280 with slow charging (at minimum power up to 4,200 flashes per charge are possible).

Includes:

1 Vistec Litepac battery generator, 2 Vistec LPI Strobe head, 1 - head extension Cable, 1 rechargeable battery, 1 Carrying case, 1-Charger and 1 Spare battery chamber.




## RENTAL NEWS

JASON K.

### Sony A7RIII in Rentals

I have been playing with the various video features of the recently released Sony A7RIII body, and I have been quite impressed with the quality of the camera. The 4K video is impressive, and of course, the full HD 1080p quality is fantastic. The focus of this little article is my experience with the A7RIII and its high speed frame rates that allowed me to shoot slow motion video of a few local hummingbirds and their nests. I had the privilege of observing three very accessible hummingbird nests this year, which I did from far enough away so as not to stress the mother. An example of the Sony A7RIII's slow motion video capture can be found in the following link on my wildlife Youtube channel: <https://youtu.be/xkqleA5Gc3A>



This video is one minute long and shows a female Anna's Hummingbird feeding her babies in her nest. Hummingbirds feed their young a mixture of small insects, pollen and nectar, which is partially digested and regurgitated through their beaks into the gullets of the young. In this video you can see the slurry transferring from mother to baby, something which is invisible to the naked eye in real time.

This second video is in real time, just to show what can be seen utilizing the slow motion capabilities of the Sony A7RIII. <https://youtu.be/dhKwKmpB8CU>

If you need to do some slow motion video, one should look at the Sony A7RIII. \$200 per day or weekend.

## ACCESSORIES

MEGHAN S.

### Manfrotto Stile+Amica 50 Shoulder Bag

This great little shoulder bag is one of those perfect everyday carry bags, just ask Nicole....as she literally carries it to and from work everyday! It very nicely fits a small mirrorless camera and a TLR, with a few extra personal items like a cell phone, cables, cards, film or batteries. Perfect for those of us that love film AND digital! It would also fit just your mirrorless or SLR with a couple of lenses or accessories.



Its very sleek design is great for daily commuting as it has no outside flappy pockets, and is self-contained, aside from one slip-in pocket at the front. It has very nice padding inside, like all Manfrotto bags, with its Manfrotto Protection System dividers, including a nice dedicated padded pocket for a tablet (or if you're Nicole, a Kobo). The

outside is very weather resistant and seam sealed, to help protect all your gear from the elements as well. **\$62.95**

### Used Close-Up Filters

Nicole has done a great job here at Beau reorganizing the used analogue department and preparing everything for our big move when the day comes. This included a total revamp of the hoards of used filters. They are now all nicely separated into their different types or uses, hopefully making them much easier to sift through. After all of this organization, there seems to be an abundance of close-up filter sets and singles.



Close-up filters, or more accurately, close-up LENSES, work essentially like a magnifying glass for your lens. They are great if you want to add a bit of magnification to your lens without spending the big dollars on a macro lens, though it is important to note

that they act a bit differently. As they are in fact just close-up lenses, they can't be used to shoot at just any focal length, they only work to allow your regular lens to focus more closely than it would normally. While a true macro lens will certainly give you some added sharpness, close-up lenses are great for many photo adventures or artistic endeavours. Now that it is finally spring and the blossoms are popping out, it is a great time to try out these lenses! They are available in various strengths and can be stacked to gain even more magnification.

We've got quite the range of used close-up lenses for very reasonable prices, in both singles and sets. Most are in smaller filter sizes, as they were more commonly used on film cameras, such as 49mm, 55mm, or 58mm.

### Clearance Filters



We have lots of new B+W and Tiffen ND filters and filter sets that we are clearing out at great prices! Check out the clearance

page on our website or come into the store to see what we have! Here's just a sneak peak at what's available...

**Tiffen Indie Filter Kit Series** - Indie Pro IR ND Kit - 77mm  
Sale \$400.00 Reg \$554.00

**Tiffen Indie Filter Kit Series** - Indie Standard IR ND Kit - 77mm  
Sale \$270.00 Reg \$334.00

**Tiffen Digital Essential Kit** - 77mm (Includes UV Protector, Circular Polarizer, ND 0.6, Filter Pouch, Tiffen Filter Guide)  
Sale \$89.95 Reg \$119.95



## INSTANT PHOTOGRAPHY EXHIBIT

SEAN R.

### "5 Eyes"- An Incoherent Blog of a Beau Photographer



**Part I** (spent 4 minutes trying to decide if I should type I or I):

My boss has asked me to write "again" for the monthly newsletter, \*cough\* they must be struggling for content \*cough\*. The last time you heard from me was the "Shw-mae" post when I first started, and yes, I am still here, and no, they haven't driven me crazy, yet.

As the official, self-appointed, photographer of Beau Events, I self-asked myself to shoot the opening of our Capture show *Project Instant v5.0* at Science World. Personally, I solely got involved for the free staff pizza beforehand, however, I was stoked to be greeted with a bottle of Rolling Rock when I arrived at Science World, whammy! I



am sure those of you who like a little tippie enjoyed the beverages served also. Unfortunately, I was too full from pizza to indulge in the beautiful spread the Science

World catering team threw for us, it did look super good though, kudos to them.

The Beau Squad were split into two teams for the day, Kathy and Nicole headed to Science World relatively early to set-up the artwork. I think they did a great job and the submissions were surprisingly pretty decent, haha I'm

kidding, they were pretty effing dope. I wasn't sad that Kathy and Nicole missed out on pizza, it meant more for the rest of us, and by us, I mean me. I have an unpleasant suspicion the new kitchen won't be close to the shipping department in the new store.



It was really cool to see so many familiar faces that walk through the store attend the evening. As a newly employed member of the staff, it didn't take long to recognize the loyalty a lot of you guys have to the store and I am sure the team appreciate it greatly.


Moving to the back of the gallery, Kathy had her 8x10 camera popping away for those wanting portraits. For one, which is I, to witness this set-up and process for the first time, I was finding it all quite remarkable. Even how the



Polaroid rollers spread the chemicals over the film, I was like \*mind blown\*. Who knew?! I didn't...

I am going to wrap this up by saying a huge thank you to FujiFilm, Gord killed it at the Fujifilm booth and brought a ton of film and prizes! Thank you to Science World for their wonderful hospitality, Polaroid Originals and PhotoEd magazine for some sweet prizes.

Until the next time they are short on content folks, peace.



Images by Sean and Mike

**ILFORD** PHOTO  
BEST IN BLACK AND WHITE

# 2018 ULF Film Program

Every year Ilford Photo make available formats that were previously popular sizes for antique and collectable cameras, both large and small. Not only covering Ultra Large Format sheet film, Ilford will be producing smaller sheets in varying sizes and specialist rolls as well.

Please see your authorised Ilford dealer or [www.ilfordphoto.ca](http://www.ilfordphoto.ca) for a complete list of available sizes and formats.

Accepting orders until May 25, 2018

© Keith Moss



@ilfordphoto

[ilfordphoto.ca](http://ilfordphoto.ca)



## FILM / ANALOGUE

NICOLE L-D.

### The Analogue Booth at Fusion 2018

Come see ME at Fusion and enter to win a prize! I will have a booth specifically dedicated to all things analogue. There will be a focus on alternative indie film brands from all over the world! However if you're not into alternative don't fret, traditional film will still be available for perusal. I will also have some great used film cameras available,

**You could win!** I will also be promoting film adventures and furthering the surprises delivered to us when developing out of date film by giving away expired black & white film and paper! Enter the draw, only at the Beau Film booth!



### Bolex H16 EBM Electric with a Miller Tripod on consignment for \$1400.00

In 1971 the Bolex H16 EBM Electric was marketed as being exceptionally sturdy and reliable. While reading its ad pamphlet I was almost sold on its cutting edge 1971 technology. They really seemed to put a lot of consideration

into its function and design. Listed in the brochure are 8 of the hottest selling points:

- 1 - Its built-in electric motor transports the film at electronically stabilized speeds.
- 2 - It is designed for sync sound recording; choice of two systems; crystal synchronization of sync pulse synchronization with automatic slating.
- 3 - It can be fitted with the Vario-Switar 100 POE lens with built-in light meter for automatic setting of the aperture during filming, as well as with a diaphragm presetting device for viewing with the diaphragm fully open between two takes.
- 4 - Designed for 100ft spools of film, it can also take accessory magazines for 200 ft spools or rolls on cores up to 400ft.
- 5 - Its ultra-resistant, foolproof bayonet lens-mount makes lens changing extremely rapid.
- 6 - Its luminous reflex viewfinder with a high power of magnification (14x) allows perfect viewing under ideal conditions.





7 - It threads automatically and in a matter of seconds.  
 8 - Although light, compact and extremely handy, it is a very sturdy and reliable camera designed specifically for professional use.

To see the wonderful pictures and read the full brochure on this camera here's the link!

<https://www.pacificrimcamera.com/rl/00937/00937.pdf>

Later that night after taking the Bolex in on consignment I saw the 1993 flick 'Dragon, The Bruce Lee Story', which shows scenes from the filming Enter the Dragon in 1973 and they use this camera as a prop in the movie in the movie. So it must be a classic!

## **We Have Some Fujifilm FP100C and FP3000B!**

Someone decided to clear out their Fuji FP100c hoard! So if you're thinking you wish you'd tried peel apart instant film while it was still abundant, you have now been granted a second chance! Don't have a camera? No worries, our rental department has the Polaroid 600SE which uses Mamiya lenses for optimal sharpness!

The Polaroid 600SE rental is only \$25 per day/weekend, and the film prices range from \$55-\$85.00 per pack depending on whether its the Fuji FP100c or the Fuji FP3000b.

## **Creative Darkroom Printing With Your Cellphone.**

Nicola and her students from Vernon Secondary School have managed the perfect mix of analogue and digital in the darkroom. Here's how:

1. Find a picture you want to work with and import it in PIXLR. Use the monochrome filter and adjust brightness/contrast.
2. Turn off cellphone screen saver, put it on airplane mode and turn brightness display all the way up.
3. Now you are ready to enter the darkroom.
4. Put paper and test strips in a drawer or bag. Make sure you have an easel and two pieces of cardstock ready.

5. Put the cardstock in the slot in front of the bulb on the enlarger. Put cell phone in the enlarger where the negative goes. Turn on and select picture. Let others in the darkroom know that you are doing this so you do not interfere with their developing. Adjust the head of the enlarger until the image is the correct size.

6. Place paper on the easel.

7. Make a test print strip by placing a strip of paper down in the image area, and moving card stock back every two seconds.

8. Develop the test strip. Once you have determined which timing works from your test strip, place paper on the easel and turn your phone on for the desired length of time.

9. Develop your print!



Photo: by Mackenzie



## Shooting Special Film Sizes

It's that time of year again! Time to order 'ultra weird format', just kidding, 'ultra large format' film, perfect for any odd sized wacky cameras you may have procured this year at camera shows, ebay or just wheelin' and dealin' on the street! Ilford has a variety of sizes in their most popular films, HP5, FP4 and Delta 100. Sizes are a wide range. Everything from the very small 2.25x3.25in to the very large 20x24in!

I must say ordering pre-cut film certainly beats cutting other sheet film sizes to fit your odd sized camera.

Procedure for ordering is: email [film@beauphoto.com](mailto:film@beauphoto.com) before May 23rd with the size you require, I will send you a return email stating availability and pricing, then you say yay or nay,, (please note- prepayment is required) then I put the orders in to Ilford and they cut it specifically for you. It usually arrives late September or mid October sometime.

\*\* I must place the order with Ilford by May 25th, so you will need to reply and confirm your order by then.

## RENAISSANCE ALBUMS

MEGHAN S..



## Renaissance Albums at Fusion 2018!

We are very excited to have Albert from Renaissance Albums coming to Fusion this year! He will be making the trip from New York to Vancouver with lots of different sample albums for you to have a look through. This will be a great opportunity to see the beautiful new Stitched Bowery Book, as well as some different sample books that we do not have in store. We will also have a special code for those that visit the Renaissance Albums booth to receive a discount on their next custom album order! So be sure to stop by and say hi to myself and Albert. We look forward to seeing you there!



### Rules & Regulations:

- Custom Albums Only - Soho, Fine Art, Galleria, Essex, Bowery
- Sale runs from Monday, 4/30 - Monday, 5/7
- Orders previously submitted cannot receive this discount
- 2 order limit per studio
- Cannot be combined with any other discounts/promotions
- Other rules and restrictions may apply

**Renaissance Albums is running a one week sale to welcome in the Spring season!**

**SAVE 15% on your next custom album order!**

**You MUST include this promo code with your order to save:**

**RASPRING18**

## Renaissance Albums Clearance


We are continuing our clear out of older Renaissance stock. All Ambiance or Milano albums (including corresponding pages and/or mats) are 35% off, and all Library, Seville or Elan albums (including any corresponding mats) are now 50% off! This is limited to any stock on hand and does not apply to any special order covers or mix and match orders for any of these albums. Contact me or come by the store to see what we have left in stock!

## PRESENTATION PRODUCTS

BARB B..

### Moving Sale on Folders and Mounts

If you're looking for some very nice but bargain priced mounts to present a small job or top up your existing stock of presentation products, we're clearing out our residual stock of discontinued mounts at ridiculously low prices. Send me your wish list and I'll see what I come up with!



### New Orders

I'm only sending orders to our U.S. based suppliers quarterly now, so I've been contacting the clients who traditionally have projects using these manufacturer's products in that time frame. Barring emergencies, I anticipate my next Tyndell and TAP orders will be placed in mid-May for delivery in early June, followed by my fall order in early September.

I'll be contacting you shortly about ordering for June/July/August. If you'll have projects to present during this time, please contact me so I can add you to my follow up list if you're not already on it!

Please note that when ordering imprinted mounts from TAP and Tyndell, you will need to allow additional lead time.

With AGT being in Canada, we can order more easily since we don't have to worry about brokerage charges, uncertainties about NAFTA, the vagaries of the U.S. dollar, etc. As a bonus, AGT typically uses better quality cardstock than their U.S. counterparts (often at better prices), so many of our clients have moved to AGT products to save time and \$\$.

AGT is also my factory of choice when it comes to imprinting. From the creation of a die to completion of your imprinted mounts usually takes about 7-10 working days (their U.S. counterparts usually require that much time for creation of the die only, with another 5-15 days in the imprinting queue).

Their standard foil colours are black, gold and silver. Other colours may be available but might cost a bit more. Mounts can be ordered in black, brown, soft grey outside with matte white inside, and 'pure white' (glossy white outside, matte white inside).

If you would like any samples, please come in, drop me a line ([barb@beauphoto.com](mailto:barb@beauphoto.com)) or give me a call to let me know what kind of mount you're looking for. If you'd like to compare prices, I'll be happy to help you.





# Screen Dance Intensive

1 day workshop exploring film making with dancers

June 23rd ~ Vancouver BC



If you are just starting out shooting video on your DSLR camera or more advanced and looking to explore how to move the camera creatively for capturing motion, this hands on day with professional dancers will force you to move the camera and get it off the tripod. We will be exploring various settings on your camera for slow motion, hand held shooting, using a slider, setting up a cage on your camera, using a focus puller and a chance to work Freefly's M5 gimbal as a stabilizer. Part of the morning will be for reviewing screen dance films, talking shop about camera settings, external recorders and sound. Later we will be assigning 4 professional dancers for you to work with and get some real footage you can take home.



Renowned dance photographer David Cooper and F-O-R-M festival director Sophia Wolfe will guide you through the day in his east side studio. There will be tea, coffee, drinks and snacks provided. The fee for the day and access to gear is \$300.00 It will start at 9:30 and finish by 5:30pm. There is an early bird special of \$250. if paid by April 15th. You will need your own camera and will have access to various film making equipment to expand your skills. This will be a small class and a chance for everyone to participate with dancers.

David's latest trailers for the Royal Winnipeg Ballet can be seen here:  
<https://vimeo.com/259501475> and <https://vimeo.com/206503642>

## What to bring

- You should bring your own camera to practice with throughout the day.
- A hard drive or large thumb drive to take away your files.

<http://davidcooperphotography.com> Contact :David Cooper at [dacooper@telus.net](mailto:dacooper@telus.net)