




Image © Meghan Smith

# Challenge... Accepted!

Read more in the film department writeup!



**BEAU**

**PHOTO**

## Beau Newsletter - July 2018

Lens Review - Laowa Zero-D 9mm f/2.8 for Fujifilm • Fujifilm X100 and X-E3 in Silver and Brown • Deals on PocketWizard and Hensel • Items on Clearance  
Upcoming Nikon Events • New Psychedelic Blues Film • An Interesting Film and Camera Challenge...Accepted! • New Stitched Bowery Book • more...

## DIGITAL

MIKE M.

## Lens Review: Laowa Zero-D 9mm f/2.8 (for Fujifilm X-Mount - \$779)

As you read this, I'll be off on vacation in Germany with my father, visiting friends, relatives and touring around, hopefully taking lots of photos! As most of you know, I am shooting with a Fujifilm X-system these days with an X-Pro2 as my primary body, an X-E2 as a backup as well as an infrared converted X-E2. By and large, I love my Fujinon lenses but there is one lens missing in my lineup of fantastic primes, and that is an ultra-wide.

Yes I have the XF 14mm f/2.8 and it is an excellent lens, but at 21mm equivalent, I don't really quite consider it an "ultra-wide". Yes, I have tested the Zeiss Touit 12mm f/2.8 and the Rokinon 12mm f/2 and while both are decent lenses, neither blew me away... not to mention that 12mm just didn't seem enough wider than 14mm to make it worthwhile. Yes, I've considered the Rokinon 10mm f/2, but it is a hulking beast of a lens, far larger than the 12mm (and almost 2.5x the weight) and that just wasn't appealing. And yes, I also own the excellent XF 10-24mm f/4R OIS for those times when I do need wider than 14mm, but at heart I am a prime lens guy, always have been, and the 10-24mm, while good, just isn't quite as superb as my other Fujinon wide angle primes, the 14mm, 16mm, and either of the 23mm lenses. Finally, I was sad to see no further wide-angle primes coming from Fujifilm that I can see, with the next scheduled ultra-wide zoom the likely-to-be-excellent 8-16mm f/2.8, but I am convinced that will be a beast of a big heavy lens too. Enter Laowa...

Laowa, or technically the Chinese company Venus Optics, has been making some very interesting manual focus lenses for full-frame DSLRs and mirrorless cameras, and their 12mm and 15mm ultra-wide primes are labeled as "Zero-D", which stands for "zero distortion". Samples I've seen shot with those lenses have been quite interesting indeed, showing virtually no barrel distortion. Until recently,

I was actually not even aware that we were able to order Laowa lenses, but indeed there is a Canadian distributor for the line, so if any of their lenses interest you, then by all means give us a call for a quote!



So, all this leads up to the fact that a few months back, Venus Optics announced the Laowa Zero-D 9mm f/2.8 for Sony E, Canon EOS-M and, hooray, for Fujifilm X-mount! Now that's more like it... an ultra-wide prime that is equivalent to a 13.5mm lens on a full-frame, and one that is truly tiny and very light-

weight! I eagerly awaited some reviews since I was very skeptical about its image quality, considering it super tiny size. Here it is compared to some of my other Fujinon wide-angle lenses...



Well as it turned out, the initial reviews of preproduction lenses were quite positive, although some review copies exhibited a lot of lens flare and loss of contrast with bright light sources in the frame. Still, I was hoping this was due to the fact that they were preproduction and maybe didn't have the final AR coatings yet, so with a leap of faith, I pre-ordered one. Well thankfully, it has turned out to be amazingly good little lens! True to their description, the distortion levels of this lens are remarkably low, incredibly low really! Have a look at this shot from SFU, where I lined up the top of the courtyard roof with the top edge of the frame. Absolutely no distortion correction has been done in software on this shot...





There is only the barest hint of some “moustache” distortion, a very slightly wavy nature to the top end of the roof. Remarkable! In fact, the above shot is so clean that one would almost guess it as shot with a longer lens from further back. Good news too is that at minimum focus (and it focuses very close indeed), the distortion levels are equally low and image quality is still very good. Here is another perspective and in this photo, you can actually tell it was shot with a very wide lens...




However the above shot shows what might be one of its minor flaws, namely a hint of a lens cast where the corners exhibit a slight cyan tinge. This is not actually that uncommon and many Carl Zeiss MF primes, as well as some ultra-wide medium format lenses, also exhibit much more

severe lens casts. See the bottom right concrete in the previous shot for an example of this. However most of the time, you hardly notice anything, as in this next shot, so I am not actually 100% sure yet if the cast I noticed in some shots wasn't just due to something else...



There is also very minimal chromatic aberration and when stopped down, the extreme corners are quite sharp. See this screenshot from Lightroom, a 100% zoom-in with no chromatic aberration correction done. Look at the vertical highlights on the transformers and you will see only the barest hint of CA. Please ignore the metadata display; since the lens is fully manual and has no electrical contacts. The only thing guaranteed accurate is the shutter speed and ISO. I had previously tested a Rokinon 12mm and had forgotten to change the “manual lens” setting in my camera to 9mm. This shot was taken at f/5.6 if I recall...




You can also see that the corner sharpness is really quite good when stopped down too. The lens does get softer in the corners at wider f-stops but the majority of the frame is actually tack sharp even wide open at f/2.8. There is some slight variation in corner sharpness on my copy as well, but it is minimal (less than some other third party lenses I've tested) and basically gone once you stop down past f/5.6.

The other thing you might notice about this lens is that there seems to be minimal "stretching" in the corners. Yes, there is most definitely some stretching, since every ultra-wide has this by nature, but considering how wide the FOV really is, I personally find it to be very well controlled and not exaggerated like with some lenses. I think that the minimal stretching and virtually zero distortion lend quite a unique look to the lens; it gives you very wide shots without actually appearing like you've used an ultra-wide much of the time! However tilt the lens down or up, and you will get dramatic perspective distortion, like with any lens, but this is not an optical flaw...



The other thing to note about this lens, which you won't really see with the reduced size image above, is how little fringing there is along very high contrast edges. The metal roof struts edges as seen against the blown out sky are very clean with no purple fringing. That said, I haven't shot all that much yet with this lens, and at wider f-stops it may indeed display some additional fringing. The majority of the


shots in this article were taken at f/8, since that is the sweet spot as far as maximizing depth of field with no real loss of sharpness due to diffraction.



As far as flare, the production lens is a lot better than some early copies would lead you to believe. Here is a shot into the sun (I believe this was at f/11), with the flare positioned against a dark background to accentuate it. Minimal loss of contrast overall and the flare is not bad really...

So almost zero distortion and minimal stretching, very low CA, very good sharpness, even in the corners when stopped down, small, light, affordable. Apart from the corner cyan cast, are there any other weaknesses? Well given its tiny size (49mm front filter threads!), you might guess that it vignettes pretty badly, and you'd be right about that. In fact, in every shot in the gallery above, I believe I have done some vignetting correction, except perhaps the zoomed corner crop. Even at f/8 it still vignettes, and it can get rather bad at the widest f-stops. This could be a concern when shooting in low light, since lifting the corner brightness by several f-stops at wider apertures can lead to a lot of additional noise if you are already shooting at a high ISO. In some controlled tests I've seen online, 4-stops of vignetting in the corners were reported at f/2.8 and even at f/8, the corners were still nearly 2-stops darker than the centre. However, the falloff is very smooth and gradual at f/8 I'd say, so it isn't all that distracting. Sometimes a bit of vignetting can be beneficial too, helping focus the viewer's attention on your main subject, but if not desirable for a particular shot, it will have to be adjusted for in post. Vignetting is clearly this lens' biggest optical flaw although I am personally willing to forgive this, considering how remarkably tiny it is, and how good it is optically in virtually every other respect!





Mechanically speaking it feels well made, with tight focus and aperture rings. Unfortunately the rings turn in the opposite direction to Fujinon lenses but since I will likely be shooting hyperfocal at  $f/8$  most of the time when using it for architecture or landscapes, I will likely not need to adjust things very often. Also, unlike some other third-party MF lenses, the infinity mark is actually perfectly calibrated which is great... however the depth-of-field scale is way off. For critical sharpness at infinity when shooting at  $f/8$ , I need to line up the focus mark at the  $f/2.8$  point on the DOF scale and not at  $f/8$ . That said, based on the usual circle-of-confusion calculations designed for viewing a print size of 8x10 inches, being out by three stops for critical sharpness at the pixel level is actually not all that far off. At least this lens actually has a DOF scale, unlike some other MF lenses! The lens mount also feels well designed, with a nice smooth mounting action on my X-Pro2, not overly tight or loose like some other third-party lenses I've tested. The only mechanical 'flaw' is that I find the lens hood mount to be very weak. It is easy to knock the petal shaped hood off-centre, which would lead to some additional vignetting. For this reason, I have applied some very small pieces of clear tape over two of the tabs of the hood's mounting bayonet, and now it is nice and snug. The hood is small enough that I have no intention of ever removing it, so the tighter the better. I have yet to try the lens with filters, but I suspect you would have to be very careful and only use slim filters,

and probably no stacking allowed either since I'm guessing you'll get additional vignetting rather quickly!

Lastly, an added bonus is that this lens actually performs quite well on an infrared converted camera. The IR flare isn't bad at all, a huge weakness of some otherwise excellent lenses, there doesn't seem to be a central hotspot and the corner sharpness holds up very well too. After I return from my vacation, I will be posting a review



gallery online, with more images samples for you to take a closer look at, including some with and without vignetting correction. In the meantime, if you're convinced and want to special-order one based on this preview, please feel free to contact my colleague Ken here while I am on vacation!

## Rebates and Specials for July

### Sony A7 Vertical Grip Sale

We have some Sony A7 series vertical grips in stock, which will work on the A7, A7S and A7R. The regular price is \$349, but since those are older model cameras now, we are clearing them out for \$219.95. There are only two left at this price currently! If you have a first generation A7 and have



always wanted a battery grip, but thought they were too expensive, well now is time to pick one up!

### Fujifilm July rebates!

Hopefully you have taken advantage of the lens rebates that Fujifilm had on for June since they are gone in July. However, there are now body rebates on! If you've been eyeing an upgrade to the X-T2 or the fantastic new X-H1, now is the time!

X-H1 Body - \$2,145 (SAVE \$305)  
 X-H1 + VPB Kit - \$ 2,535 (SAVE \$265)  
 X-T2 Body - \$1,430 (SAVE \$320)  
 X-T2 Graphite Silver Body - \$1690 (SAVE \$310)  
 X-T2 w/XF 18-55mm OIS Kit - \$1,950 (SAVE \$175)

In addition, there are some fantastic GFX rebates, so if you've been hankering for a high-end medium format digital solution, now is also the time to jump in with both feet! You could actually save thousands if buying a body with a few lenses!

GFX-50S Body - \$7,600  
 SAVE \$525



GF 23mm f/4 - \$2,670 (SAVE \$580)  
 GF 45mm f/2.8 - \$1,750 (SAVE \$375)  
 GF 32-64mm f/4 Zoom - \$2,400 (SAVE \$475)  
 GF 63mm f/2.8 - \$1,495 (SAVE \$380)  
 GF 110mm f/2 - \$2,925 (SAVE \$575)  
 GF 120mm f/4 OIS Macro - \$2,795 (SAVE \$580)

Just look at those GFX lens prices! Some of these great lenses are now priced similarly to high end 35mm DSLR or mirrorless lenses! Now is definitely the time to take the plunge on a Fujifilm medium format kit.

### Fujifilm X100 and X-E3 in Silver with Brown Leather!

Fujifilm recently announced that their silver X-E3 and X100F bodies would be available in a gorgeous brown leather option! Pricing is the same as the other models and we should have some of the SKUs in stock by the time you read this!

We will be stocking the brown leather X-E3 as body-only (\$1,149), and as a kit with the new, lightweight power zoom 15-45mm kit lens (\$1,249).

The brown X100F is \$1,649. Here are a couple of photos of these new cameras...





## PRO SALES

KEN S.

### Consignments and Beau Photo's plan for moving.

As most people know by now, Beau Photo will be moving by the end of the year. This means in order to get ready for this great migration, I will be taking in less consignments, and in turn I will be calling people with older consignments that have not sold in a long time to substantially reduce the price of their items or come pick them up. What does this mean to you? Some great bargains! Watch our used equipment section on the Beau Photo web page for these great deals, or better yet come in and check them all out.

### Spring Clearance

**Manfrotto 562B-I Fluid Video Monopod with sliding plate**

**Sale \$199.00** Reg. \$286.95 (2 only)

**Canon BG-E13 Battery Grip for Canon 6D - Sale \$225.00**

Reg. \$ 254.50 (1 only)

**Cinevate Cyclops w/ Articulating mount. - Sale \$289.00**

Save over \$250.00 Reg. \$539.95 (2 only)

**Cinevate Cyclops grip kit - Sale \$53.00**

Reg. \$102.95 (3 only)

**Cinevate All Terrain Upgrade - Sale \$99.00**

Reg. \$ 216.95 (2 only)

**Cinevate DSLR Core Package - Sale \$2000.00**

Reg. \$2594.95 (1 only) Plus we'll throw in a Cinevate Core DSLR bag at no cost! That's \$855.00 in savings

**Cinevate Durus Follow Focus 15mm. - Sale \$799.00**

Reg. \$1225.95 (1 only)

### New in Used: Broncolor Para 220 FB

We recently had a client drop off a Broncolor Para 220 FB for consignment. This is an amazing light shaping tool for the professional photographer. The Para FB reflector is impressive not only because of its shape and size, but most of all because of its unique light quality. The Broncolor Para



offers different qualities of light depending where the light source is placed, in a sense focused or defocused. For a full overview of the Broncolor Para 220FB please download the catalogue below.

**Used Broncolor Para 220 FB**  
**Condition: Like new - \$5000.00**

[https://www.broncolor.swiss/uploads/tx\\_bronproducts/broncolor\\_download\\_brochures\\_light-shapers\\_para220\\_en\\_01.pdf](https://www.broncolor.swiss/uploads/tx_bronproducts/broncolor_download_brochures_light-shapers_para220_en_01.pdf)

### Attention Wildlife and Sports Photographers!

We have a great selection of gently used telephoto lenses at the moment:

Nikon AF-S 600mm f/4 ED VR \$8000.00

Nikon AF-S 500mm f/4 ED VR \$7000.00

Canon EF 800mm f/5.6 L IS \$12000.00

Canon EF 500mm f/4 L IS USM \$4800.00

Our used equipment section on our website is growing every week so don't forget to check it out on a regular basis as well look for the great deals you can find in our clearance section.

### New Manfrotto ball head

Manfrotto has introduced the **new MH494-BH**. The greatest change in design is that this ball head will now accommodate both the traditional Manfrotto 200PL plate and now the popular Arca style plate as well. The MH494-BH center ball head is lightweight and compact, and is ideal for anyone looking for a small ball head but is strong enough to cope with a payload up to 8 kg. It is the perfect solution for all kinds of mirrorless cameras with zoom lenses. This well designed ball head combines practicality with functionality and features three independent controls



# HENSEL

PERFORMING LIGHT

## FROM OLD TO NEW

### THE TRADE-IN OFFER FOR FLASH DEVICES

Are you still harboring a collection of old or unused flash devices? Wouldn't it be great if you could put them to good use? We want to support you in bringing your lighting equipment up to date: We take your monolight, flash generator or flash head in when buying new Hensel flash equipment and give you a special discount on the new light(s).

#### WHAT KIND OF DEVICES CAN YOU TRADE IN?

All kinds of monolights, flash generators or flash heads - no matter what manufacturer or brand they are from\*.

#### WHAT DO YOU GET FOR YOUR OLD LIGHTING EQUIPMENT?

You get a special discount on your next purchase of a new Hensel monolight, flash generator or flash head.

For example: If you trade in two monolights, you get the discount on two new Hensel monolights. If you trade in one flash generator and one flash head, you get the discount on one new Hensel flash generator and one new Hensel flash head.

\*This offer also applies if the traded in flash device doesn't work properly anymore. The offer does not apply to speedlights/flashguns and is not compatible with other special offers and conditions.





yet with only 2 knobs: a main knob for controlling the ball lock with an integrated friction control dial that adjusts the ball tension so that equipment weight is always perfectly balanced; and an independent panoramic knob that keeps the horizon flat, enabling great

panoramic landscape shots. I am very impressed with the overall design and function of the MH494-BH. It will be perfect for travel and for those who want a compact yet sturdy ball head for backpacking/ hiking.

#### New Manfrotto ball head MH494-BH - \$115.95

For those looking for a slightly bigger ball head, the **new Manfrotto MH496-BH** head is identical to the MH494-BH, just bigger, and will handle a camera and lens with weights up to 10KG. It will be coming arriving soon so pre-order yours now!

#### New Manfrotto ball head MH496-BH \$131.95



#### PocketWizard Spring Summer Promo

Back by popular demand, PocketWizard is offering their SPRING/SUMMER INSTANT SAVINGS promotion. Just in time for the Wedding/Portrait season, consumers will enjoy **15% OFF INSTANT SAVINGS** on any PocketWizard radios, cables, bundle kits and accessories. Effective June 1st until August 31st 2018. Come in now and save!

#### Hensel - From Old to New Trade-in Offer

Hensel has started a great new promotion with Beau Photo. Simply bring in your old and tired mono-lights, packs, and heads, and get 20% off a new Hensel mono-light, pack and head. The lighting equipment does not have to be working, you just need to bring it in to Beau Photo. This offer cannot be extended to Hensel lighting kits as they are already discounted.

#### Hensel Porty 1200 Lithium Kit On Sale.

This is a great location kit for the outdoor photographer. This kit includes 1- Porty L 1200, 1-Eh Pro mini 1200P head, Charger, 7" reflector and rolling bag. With the shift to a lithium battery from the old lead acid batteries, Hensel has re-engineered the Porty for today's photographer. Not only faster, the Porty L 1200 is smaller, lighter, and stronger than the previous lead-gel cell battery units. The generator has a 1200W/s output but only weighs 13 lbs. (5.9 kgs). It has a very fast flash recycle times, starting from 0.2 sec. Combine that with extremely short flash duration up to 1/8100 sec, symmetric or asymmetric power distribution, individual settings in 1/10 f-stop increments, and an output range of 7 f-stops. and you have a great portable studio light kit.



**One only, floor model. Sale \$3599.00 Regular \$ 4295.95**

#### Profoto Summer Sales Promotion

Summer means love is in the air, and the wedding season is in blossom. Take advantage of our special Summer offer and bring your photography business into full bloom. Buy a B1X or B2 Kit and receive a Profoto Air Remote of your choice for FREE! Subscribe here to Profoto's Newsletter and My Profoto account to be eligible for this promotion.

<https://profoto.com/ca/sign-up-forms/profoto-canada-spring-sales-promotion-20180509>

**This offer valid until August 30th.**

## Canon Rebates

During the month of July Canon has some amazing rebates. This is just a sampling of what you can save ...



1DX Mark II body -  
\$7,399 (SAVE \$600)

EF 35mm f/1.4 II -  
\$2,129 (SAVE \$300)

5D Mark IV body - \$3,899 (SAVE \$600)  
5D Mark IV w/24-105mm II - \$5,049 (SAVE \$900)  
6D Mark II body - \$1,999 (SAVE \$600)  
6D body - \$1,249 (SAVE \$750)

EF 50mm f/1.4 - \$419 (SAVE \$120)  
EF 50mm f/1.2L - \$1,679 (SAVE \$280)  
EF 85mm f/1.8 - \$449 (SAVE \$120)  
EF 85mm f/1.2L II - \$2,389 (SAVE \$310)  
EF 100mm f/2.8L IS Macro - \$949 (SAVE \$150)  
EF 400mm f/5.6L - \$1,499 (SAVE \$190)  
EF 11-24mm f/4L - \$3,479 (SAVE \$570)  
EF 16-35mm f/4L IS - \$1,179 (SAVE \$300)  
EF 16-35mm f/2.8L III - \$2,499 (SAVE \$350)  
EF 70-200mm f/2.8L IS II - \$2,449 (SAVE \$380)  
EF 100-400mm IS II - \$2,579 (SAVE \$390)

## Nikon Rebates

Nikon is turning up the heat this summer with their rebates starting July 6th until August 9th... Here are just a few.

D500 Flagship DX body on for \$2499 Save 200.00  
D750 goes on sale for \$2299 Save 150.00  
20mm f/1.8G on sale for \$899 100.00  
50mm f/1.8G on sale for \$229 Save 20.00

## Upcoming Nikon Events:

Here are two Nikon events for you to be aware of:

### An Evening with Joe McNally



### Friday July 27th, 7PM Room A130 at Langara College

Join the representatives from Nikon Canada for an informal and intimate evening with Joe McNally talking about pictures and the business of making them. His expansive career has included assignments in over 70 countries, and highly complex, technical features for National Geographic, Sports Illustrated, LIFE, TIME, Newsweek, Fortune, and The New York Times Sunday Magazine. Joe will share recent work to promote an off-the-cuff, back and forth conversation about reinvention and survival as a photographer.

All topics are on the table in this "town-hall" style evening. A unique bonus to the event!

<https://www.eventbrite.com/e/joe-mcnally-pictures-under-discussion-tickets-45350787426>

### Big Light from Small Flashes: Joe McNally

Saturday July 28th, 9:30AM-12:30PM Studio 31,  
31 East 5th Ave, Vancouver BC.

In this lively, highly caffeinated, lighting workshop session, a whole new world of flash will be discussed, interpreted, explained and demonstrated. Radio-controlled TTL flashes are the current standard in Speedlights: Joe explores and explains how the Nikon SB-5000 Speedlights are able to



enlarge our imagination and field capabilities. With 30 plus years in the field with cameras and flash, Joe manages light by diffusing it, bouncing it, and controlling it to produce drama and shadows.



Professional models will be present, and Joe will also pull subjects from the crowd, which proves to be highly interactive and fun. He will show examples of light and light theory while engaging the audience in an ongoing Q&A, offering tips, tricks, stories and survival strategies derived from many years on location in over 70 countries and all fifty states. Joe and his lights are well-traveled and he is noted for being completely candid and open with information on the life, times, and techniques of being a photographer.

<https://www.eventbrite.com/e/big-light-from-small-flash-with-joe-mcnally-tickets-45800315978>

## RENTAL NEWS

JASON K.

### New in the Rentals Department!

It's official! We now have the **Fujifilm GFX medium format system available for rent!** The GFX 50S is a mirrorless medium format camera with a 51.4 MP sensor offering fantastic image quality, great for making large prints! In addition to the GFX 50S body, we will also have an assortment of GF lenses, which are listed below. Pricing TBA! Please keep an eye out on our website!



- GFX 50S Body with 63mm f2.3 Kit
- GF 23mm f4 R LM WR

- GF 45mm f2.8 R WR
- GF 32~64mm f4 R LM WR
- GF 63mm f2.8 R WR
- GF 110mm f2 R LM WR
- GF 129mm f4 R LM OIS WR Macro

### Canada Day Long Weekend

This weekend is the Canada Day long weekend, so if you pick up your rentals on the afternoon of Friday, June 29 and return by 1pm on Tuesday, July 3, it will be just a one day charge!

## ACCESSORIES

MEGHAN S.

### Consignment Straps

If you are need of a sweet camera strap, we have lots of great used straps on consignment! From retro patterned Pentax straps, to never actually been used Nikon or Canon straps, to a variety of brightly coloured "like new" Gear Designers straps there is something for everyone and every camera. A lot of photographers seem to really like the wider sized strap and the Gear Designers straps we currently have on consignment are definitely wider and are super comfortable. Just pick your colour!



## FILM / ANALOGUE

NICOLE L-D.



### Agfa-Gevaert's Rodinax 35U

This item is a daylight loading processing tank from Agfa. I think this tank is a marvel for its time, but it is the instruction manual photos and drawings that I really thought were pure gold! Not much info can be found about it online, but from the looks of things Agfa-Gevaert made four different variations of it. It

#### Revelado

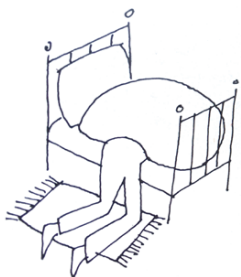


#### Lavado intermedio

Comprobar si la temperatura es de 20° C. Echar el revelador y dejar actuar durante el tiempo indicado en el manual. Si el tiempo es contrario, el tiempo de desarrollo, en la flecha, durante los tiempos de 11 y 17.

Al cabo del tiempo, girando el contenedor, tres lavados de agua corriente (sin

#### Recorte



**Chasis de película de p** dondear los ángulos. (C lengüeta haya desaparecido, abrir éste a oscuras para la continuación.)

**Chasis Rapid\***: se le introduce de manera alguna el con

**Películas PAK**: se las introduce sólo a oscuras y se saca la película sensi

**Tratamiento especial de** (véanse las páginas 12)

appears as though "back in the day," purchasing one of these was not cheap. The price tag on this box is a whopping

\$329.00! That may not even be its original price tag. There is a blog carefully outlining the patent history of the Rodinax here: <https://rondinax.wordpress.com/history/> It seems this blogger has discovered that the Rodinax was manufactured from the thirties to the seventies. The one here in the store is \$40.00.

### We Have the Blues...

We had a customer try out the new Psychedelic Blues film. Here are the results! Psychedelic Blues film is hand fogged in small batches by an independent person, and it would appear every batch varies, heightening the chance



of surprise! In the first example the picture is seen straight out of the store's Epson Perfection 4990 scanner. As I have been finding with all these fancy films, I actually prefer the photo after slightly adjusting the color balance mid-tones just a smidge from green over toward magenta (Image > Adjustments > Color balance - then mid-tones slider from green to magenta) as seen in the second example of the photo (this is still my personal preference, other



individuals may feel differently). I think this scanner may over-compensate, turning most negatives of this sort more green than intended. I have yet to try this theory out on more boutique films. **135-36 \$18.06/roll**

## Folding Cameras (and a Brownie!)



We have an assortment of folding cameras in-store right now, and no longer does film size matter as we sell both 120 and 620 film. Summer is the best time to try these out as it is sunny and lively, and there's light bouncing ALL over the place! If you do not already have your own camera, Beau Photo has many - Kodak Jiffy 620 with case \$30, Kodak Tourist 620 \$35.00, Virgine Wiesbaden 120 \$65.00, Zeiss Ikon Ikonta M \$75.00 just to name a few!

## Looking for a Date?

In case you haven't already read it, we here at Beau (Meghan and Nicole) have an ongoing, Tinder inspired blog series called 'Camera Speed Dating' (even though Nicole has never used Tinder, after hearing many stories about it, she feels like she has). It is also inspired by the singles night at a bar where every 2 minutes you switched to a different



table and met someone new. Or maybe we've just watched too much Seinfeld. Nonetheless, we 'review' the camera experience as one would a quick date.... in short, mentioning things we liked or didn't like about the camera!



We recently got ourselves the same adorable **Falcon Miniature 127 camera**, perfect to feature as a Camera Speed Double Date! I shot my roll of Bluefire 127 over the course of a year and just had it processed recently. Meghan shot hers a few weeks ago and has yet to process it. I'll share a few of my photos here but be sure to keep an eye on our blog for our Falcon Miniature Double Date post, it will have our final opinion about the camera written up. As of now I hesitate to draw any conclusions about the Falcon's quality. My photos didn't turn out to be very spectacular; lots of blur, which could be either crappy lens quality, or more likely camera shake from me pressing the shutter and jostling the camera (a common occurrence for me), paired with a light-weight tiny fixed aperture camera. I am hoping that my 127 camera skills are just terrible and that it isn't not the Falcon's plastic little lens. We shall see once Meghan develops hers!



## “Shitty” Camera Challenge

MEGHAN S.



We don't always do weird Twitter challenges, but when we do, we make sure they are ridiculous! This challenge popped up via the #believeinfilmm Twitter community and care of @shittychallenge, and being the connoisseurs of questionable film cameras that we are, Nicole and I jumped right on it. The only stipulation of the challenge was that the film you put in the camera should cost more than the camera itself. Challenge accepted!

Armed with a Minnie Mouse camera that didn't even have a viewfinder and a cute little bumblebee cam, we set out to take some photos with our “shitty” cameras. One of our customers is a full on collector of such types of cameras and his collection is vast. He loaned us a couple from his collection to try as well, including a “panoramic” camera that I shot with, and a sweet little yellow monkey camera that Nicole shot with a friend.

The idea was that you shot with the cameras for the first

week of June, then had it developed the second/third week, and posted the results the last week of June. There is also a fantastically (shitty) prize to be won (chosen randomly): one used copy of the band Chicago's first album CTA on CD.

So here are a few of the results from the challenge. For more, be sure to check out our blog post with the “best” of our photos as well as more submissions from our customers and Twitter friends. <http://www.beauphoto.com/the-shitty-camera-challenge-results/>

Here is another image from my Minnie Mouse camera, shot on AGFA Vista 400. It turns out the camera has no actual



point where it seems to be in focus. Also, apparently I had no idea what I was pointing it at...



And one from the panorama camera I shot, which really just puts a mask over the regular 35mm frame, cutting off the top and bottom of the frame and leaving the middle. Shot on expired Kodak BW400CN.





Nicole fared better with her Bumblebee camera, here are some images from it.



Chris, our "shitty" camera collector, of course did a great job with his various cameras he shot. Rightfully so, I suppose! Here's one from his Spiderman camera, shot on the Revolog Plexus film...

(check out the blog post for all the other cameras he shot!)



Nicole and her friend Safora shot the Monkey Cam together...



And Zach took out the ever coveted Hello Kitty Cam...





Wallace Koopmans got some great photos from his Happy Smile camera! More on the blog!



## July 12th (12/7) is 127 Film Day!

If you love this tiny format and have been looking for a reason to get out and shoot your little 127 camera, now is the time! Join the online film community in sharing your 127 images and love for old format cameras. Check out the 127 Film Photography blog here:

[http://127film.blogspot.com/p/blog-page\\_18.html](http://127film.blogspot.com/p/blog-page_18.html)

Get more info about 127 day and lots of great tips for shooting with your 127 cameras or respooling film. If you aren't into respooling though, we do have 127 film! Black and white Rerapan 100.

Also check out our upcoming entry (July 8th) to our "Camera Speed Dating" blog where we spotlight the Yashica LM 44 127 TLR camera, my favourite 127 camera!

[www.beauphoto.com/blog](http://www.beauphoto.com/blog)

**JULY 12 IS 127 FILM DAY.  
GET OUT THOSE TINY  
CAMERAS!**



**WE'VE GOT 127 FILM!  
RERA PAN 100**

**NOW YOU'VE GOT NO EXCUSE.**





## RENAISSANCE ALBUMS

MEGHAN S.,

### Sale Pricing on Selected Stock Albums

We still have a lot of old stock Renaissance Albums we would love to clear out! This includes Elan, Park, Hudson, Milano, Library, Seville and Ambiance albums and any corresponding mats. We also have some "one off" albums available at very reduced prices. Please come in and take a look! If anyone needs a large amount of the Seville, Ambiance or Library mats please let me know and we can work out a deal. Currently here's what's on sale:

**35% OFF IN STOCK Ambiance & Milano albums and mats**

**50% OFF IN STOCK Library, Seville, Elan, Park, and Hudson albums and mats**

### New Stitched Bowery Book

If you haven't had a chance already to check out the new Stitched Bowery Book, we have some samples in store so be sure to stop by and have a look. The Bowery books make a great parent book or family portrait session book, with its



high-capacity capabilities and beautiful quality Indigo printed pages. The new Stitched Bowery book is available with its lovely matching slip cover case, which really makes it a beautiful gift! You can also see more information on their website.

<http://renaissancealbums.com/bowery/stitched/>



Wedding season is upon us and I hope everyone has a great shooting season! If you have any questions about orders or need to see some samples don't hesitate to email or call me



# tintype photography weekend

June 30-July 2, 2018

Have you ever been curious about tintypes. A process from the 1850s that will last a generation. You can get your tintype portrait taken on the Canada day long weekend.

Phillip Chin will be doing tintype portraits all weekend long (weather dependent) in his outdoor studio in New Westminster.

He will explain the process as he takes you on this journey with this historical process.

Cost (plus tax)

2x3 plate \$40


4x5 plate \$75

5x7 plate \$150

8x10 plate \$250

You will experience this incredible process of being photographed with an old fashion wooden camera and seeing your image appear before your eyes. you can have 1-5 people in the photo with you.

To reserve an appointment or get more information, contact Phillip Chin at (604) 874 2444 or email [phillip2446@gmail.com](mailto:phillip2446@gmail.com)





3 Day Super In-Depth Photo-Lighting Workshop

# Mastering Light!!!

– with Dave Montizambert



In this in-depth program international lighting wizard Dave Montizambert will show a small band of extremely lucky participants how to express themselves with light-sculpting, that is using photographic lighting to create amazing imagery for any and all photographic work! Wow! These participants will learn an incredible lighting thought process that was originated by international lighting guru Dean Collins and that draws from the teachings of Leonardo Di Vinci and from many of the world's greatest cinematographers. This foundation of light control allows you to create or mimic any style of lighting you see or imagine for photography. Participants will also learn how to create a standardized digital workflow where exposure, processing, and output are bolted down

once and for all—an essential for great lighting. In addition to this many tips and tricks of the trade—such as: lighting different flesh-tones, lighting ratios, accurate metering, simulated sunlight for cloudy days, mixed lighting, and multi-light setups, plus how to use ambient, strobe, and constant light—will be covered.

When: August 27, 28, & 29, 2018

Where: Dave's Schoolhouse Studio:  
3985 Island Highway, Royston, BC

Time: 9am-5pm each day

Cost: \$995.00 CDN Visa, MC, E-Trans, or PayPal  
(Early-bird signup: \$745—June 30, \$895—July 31)

RSVP: 604 723-7004 [montizambert@gmail.com](mailto:montizambert@gmail.com)

[www.montizambert.com](http://www.montizambert.com)