



Welcome to everyone attending the Vancouver International Bird Festival and the International Ornithological Congress!

If you love photographing birds, come and see us at the Nature and Bird Expo August 23rd - 25th. Get more info on page 2 inside!


BEAU
PHOTO

Beau Newsletter - August 2018

Beau Photo Will Be Open Saturdays Starting in September! • See what's on clearance ahead of the big move • Nikon Mirrorless Camera • Rebates on Nikon, Fujifilm and Canon • Deals on PocketWizard and Hensel • Canon 85mm 1.4L Now in Rentals Shooting Super 8 • Fujifilm Instax Square • New Gaffer Tape Options • more...

Big News at Beau! Are You Sitting Down?

September

 Sunday	Monday	Tuesday	Wednesday	Thursday	Friday!	Saturday!
Head out and take some great photos!	Open 8:30 - 5	Open 8:30 - 5	Open 8:30 - 5	Shop until 7PM Every Thursday!	Open 8:30 - 5	1 10am - 2pm
2	3	4	5	6	7	8 10am - 2pm
9	10	11	12	13	14	15 10am - 2pm
16	17	18	19	20	21	22 10am - 2pm
23	24	25	26	27	28	29 10am - 2pm
30						


Starting September 1st, Beau Photo will be open on Saturdays from 10am to 2pm.

Yes, it's true! You can now get your film fix on Saturdays. Or your rental. Or that camera system you've always wanted. Not to worry, we'll still be here until 7pm on Thursdays too! So come by and see us – not during regular office hours!



August
23-25
2018

NATURE & BIRD EXPO



The Nature and Bird Expo at the Vancouver International Bird Festival is the largest showcase of birds and nature in Canada. From August 23-25, 2018,, the Bird Expo at the Vancouver Convention Centre West Building will have booths and displays from camera, binocular, and tour companies. The expo will also host the Artist for Conservation annual show and their Silent Skies Mural. In addition, the top ten winners from the Pacific Wildlife Foundation's Avian Photo Contest will be on display. The Nature and Bird Expo features a great line up of speakers and more!

www.vanbirdfest.com | www.iocongress2018.com



Key Details

DATES:

Thursday, August 23 | 12:00 PM - 6:00 PM
Friday, August 24 | 12:00 PM - 6:00 PM
Saturday, August 25 | 10:00 AM - 6:00 PM

LOCATION:

Vancouver Convention Centre, West Building


TICKETS:

DAY PASS: ADULT \$10 | CHILD/YOUTH \$5
FAMILY (2 ADULTS + 2 CHILD/YOUTH) \$20

WEEK PASS: ADULT \$20 | CHILD/YOUTH \$10
FAMILY (2 ADULTS + 2 CHILD/YOUTH) \$40

Join the #IOCongress2018 Science Tours for a 'behind the scenes' view into the world of #ornithology.

REGISTER ON-LINE!



**TICKETS START
AT ONLY \$5 FOR
CHILD/YOUTH &
\$10 FOR ADULT.**

**ON-SITE
GIVEAWAY AND
PRIZES TO BE
WON!**

Moving Sale!

With our upcoming move, we are clearing out some slower moving stock from all the departments in the shop! This means good deals for you on everything from cameras and lenses, lighting and accessories, to film, inkjet paper and presentation products. You have to come in to see what treasures you can find. If you have something specific in mind, you can also give us a call to find out if it is on sale.

DIGITAL

MIKE M.

NIKON Mirrorless News!

Well it's finally 100% official: Nikon will be coming out with a full-frame mirrorless system in the future (teaser on Nikon Canada's homepage - www.nikon.ca). While their press-release was rather vague, let me give you my thoughts on what you might expect, although they are all based on either what I've seen on rumour sites (so take all this with a grain of salt!), what I've gleaned from Nikon's published teaser images and what I personally am predicting, based on educated guesses of previous product releases from Nikon and from other companies, as well as what I think would be logical decisions on their part...



Announcement date: August 23rd will be the announcement date. See it live from Tokyo at 9PM PT and find out what is behind this shadowy image from

Nikon's teaser video. See the Nikon website for the official countdown.

Features guess: From edited versions of the posted images, it would appear that at least one of the bodies, presuming they end up announcing more than one, will be quite

compact, yet have a relatively large diameter mount. This bodes well for future super-fast lens designs (large aperture) that are difficult or impossible to do with Nikon's current (and rather narrow) F-mount. Despite its slim size, it would also appear that the new body might have a fairly substantial handgrip (maybe optional?), so that will make using it with larger lenses much more manageable. Personally, I have no issues with a compact mirrorless body having a larger handgrip, since I usually leave a lens attached to the body when I put it away anyway, so for anything other than the smallest pancake lens, the larger grip doesn't really add to the space used by the body in a camera bag. In addition, the styling seems quite different from the competition, so it seems that they'll be giving the new cameras their own unique look, which I personally like too. Lastly, from enhanced versions of the dark images that Nikon has posted, it would also appear that the back of the camera sports a focus point joystick and numerous buttons, similar to a D850 for example, so while the camera certainly might (probably will) end up with a touchscreen, Nikon won't be abandoning nice, tactile (I hope!), mechanical controls.

Models and pricing guess: Well here, I really don't know, but I have to believe (my reasoning follows) that they will come out with at least two different bodies at launch. My personal guess is that the two models will be roughly equivalent to the D750 and the D850 as far as overall features and performance, since those two are currently

the most popular Nikon FX DSLR bodies by far, well at least in our store. If they only came out with a really high end body, then many enthusiasts that cannot quite afford something priced like a D850, would be very disappointed. If they only have a "D750 equivalent" model, then the real pros that do have a need (and the budget) for a top end model would also be disappointed. So really, to make it a solid, strong launch, I am expecting two models, maybe one in the \$2200 to \$3000 range, and another in the \$4000-\$5000 range, so one possibly priced similar to the D750 and the other similar to the D850. I personally would not expect a lower, D610-priced model, at least not out of the gate. Of course that is all my own speculation only, as well as some hints from the rumour sites. That said, I believe the rumour sites have pegged similar USD pricing for two different models, another reason why I am expecting both "D750" and "D850" equivalent models, so my Canadian price guesstimates might be a bit low. Then again, the pricing from the rumour sites might be totally off base, and maybe we'll even see a lower starting price point. Or, they might really only start out with a single model and even though we see a focus-point joystick in the teaser photo, that might not be indicative that it is a high-end model like a D850. Who knows...

Lenses guess: Since the cameras will have a new mount, I am certain there will be a few key native lenses available at launch, but since Nikon has also clearly said they are developing an FX mount adapter (one of the few detailed points in their press release), there is a pretty good chance that initially at launch, the number of native lenses could be minimal. Personally, I'd say a pro-level mid-range zoom (24-70mm range) makes a lot of sense for the launch, and then maybe a fast portrait prime like an 85mm or 105mm f/1.4, and a fast wide-angle, something like a 28mm or 35mm f/1.4? With those three lenses, I'd say that they could cover a fair number of potential pro use scenarios. I also hope that Nikon will be forthcoming with their plans for upcoming native lenses, a lens roadmap as others call it, since not only will they be attracting customers with existing Nikon FX

lenses, they will also want to attract people from outside the Nikon ecosystem, and most of those people may not want to buy an all new body, but then a lens adapter plus a bunch of older, legacy DSLR FX lenses. With a lens roadmap, new customers can have some confidence that a particular lens they might need is already planned and on the way...

APS-C guess: Rightly or wrongly, majority public perception seems to be that a pro-level camera needs to be full-frame. While I personally disagree with that sentiment in many ways, especially when one considers how excellent smaller sensors can perform these days (and indeed Nikon has a superb and most definitely totally pro-level APS-C body themselves, the D500), I still feel that Nikon's mirrorless future is very likely all full-frame. I'm sure that when DSLRs were first designed, every major manufacturer would have used a full-frame sensor, had they been readily available and/or affordable. If that had been the case, we probably never would have had APS-C, nor the now defunct APS-H, sensor sizes at all. If Nikon does do an APS-C mirrorless, my guess is that it wouldn't arrive until after their full-frame system is more or less fully fleshed out (so probably a number of years away) and the only reason that they might do so, apart from a slightly lower cost, is the size and weight advantages for high-quality lenses that an APS-C mirrorless system still can have. However, I would say don't hold your breath on that happening anytime soon...

So, not really much solid and reliable information at the moment, just rumours and guesses, therefore I might be wrong about nearly everything I've written, but it is fun to speculate, right? Just don't hold me to anything I've said! If you are the type of person who will want one of these cameras ASAP when the time comes, without waiting for any detailed reviews, then feel free to contact us and be put on our "interested parties" list!



Review Followup: Laowa 9mm f/2.8

As mentioned in my review last month, I was off to Germany with my new Laowa 9mm and did end up using it extensively. There were lots of tight spaces as well as cavernous interiors, and it was my third most used

lens after my Fujinon XF 23mm f/2 and XF 16mm f/1.4. It performed well indeed and I got many keepers. I have published a gallery of images on my blog from a day touring around Hanover, and I used the 9mm extensively in, for



Copyright © *Will Under*, 2018
www.sublimephoto.com

example, Hanover's new city hall. Here is a link to those images, and in the description at the top of the gallery, I mention which images were taken with the 9mm. Each image has EXIF metadata attached when you click on a thumbnail, so you can also verify what was used there..

<http://www.sublimephoto.com/exhibit/2018/0627-hanover/index.html>

FUJIFILM Rebates & Firmware Updates

Fujifilm rebates are continuing from last month, as detailed in our last newsletter, as follows...

X-H1 Body - \$2,145 (SAVE \$305)
X-H1 + VPB Kit - \$ 2,535 (SAVE \$265)
X-T2 Body - \$1,430 (SAVE \$320)
X-T2 Graphite Silver Body - \$1,690 (SAVE \$310)
X-T2 w/XF 18-55mm OIS Kit - \$1,950 (SAVE \$175)

GFX-50S Body - \$7,600
SAVE \$525



GF 23mm f/4 - \$2,670 (SAVE \$580)
GF 45mm f/2.8 - \$1,750 (SAVE \$375)
GF 32-64mm f/4 Zoom - \$2,400 (SAVE \$475)
GF 63mm f/2.8 - \$1,495 (SAVE \$380)
GF 110mm f/2 - \$2,925 (SAVE \$575)
GF 120mm f/4 OIS Macro - \$2,795 (SAVE \$580)

In July, Fujifilm released numerous firmware updates for many of their cameras (X-E2, X-E2S, X-E3, X-T10, X-T20, X-T2, X-Pro2, X-H1), some now having substantial new features and AF performance enhancements, so it is well worth your while to check if your camera is up-to-date! On Fujifilm bodies, you can check the current firmware version of lenses bodies, and of the lens mounted on the body, by

ensuring you have a memory card in the camera, then with the camera switched off, push and hold the "DISP/BACK" button, then while holding the button, switch the power on. After a few seconds, a firmware screen pops up showing what version your body and attached lens are at. Upgrading the firmware starts out the same (make sure your battery is fully charged!), but you take a freshly formatted card which has the firmware file in its root directory, the file which you downloaded from the Fujifilm support website. Once the firmware version screen pops up, there will be an option to update, if the camera body detects a newer firmware version on the card. Here is a link to the support website with all the firmware updates for X-system interchangeable lens cameras...

http://www.fujifilm.com/support/digital_cameras/software/fw_table.html

You should also check your lenses since many have had updates that improve AF performance, image stabilization effectiveness and more.

CANON rebates

For this month, here is the list of the larger of the Canon rebates which run to August 30th. There are far more rebates than listed here, so do contact us for current pricing on anything Canon to see if an item may be on sale or have a rebate...

- 1DX Mark II - \$7,399 (SAVE \$600)
- 5D Mark IV Body - \$4,199 (SAVE \$300)
- 5D Mark IV w/24-105 IS II Kit - \$5,349 (SAVE \$600)
- 6D Body - \$1,249 (SAVE \$750)
- 6D Mark II w/24-105 IS II Kit - \$3,549 (SAVE \$500)
- 80D w/18-135mm IS Kit - \$1,699 (SAVE \$700)
- EF 35mm f/1.4L II - \$2,129 (SAVE \$300)
- EF 85mm f/1.2L II - \$2,399 (SAVE \$300)
- EF 100mm f/2.8L IS Macro - \$979 (SAVE \$120)
- EF 400mm f/5.6L - \$1,499 (SAVE \$190)
- EF 11-24mm f/4L - \$3,499 (SAVE \$550)
- EF 24-70mm f/2.8L II - \$2,079 (SAVE \$480)

- EF 70-200mm f/4L IS - \$1,299 (SAVE \$320)
- EF 70-200mm f/2.8L IS II - \$2,299 (SAVE \$530)
- EF 70-300mm f/4-5.6L IS - \$1,499 (SAVE \$320)
- EF 100-400mm f/4.5-5.6L IS II - \$2,499 (SAVE \$470)

NIKON Rebates

Nikon's current rebates end on August 9th, and some new rebates kick in from August 10th to September 13th. Here are a few of the more interesting ones...



D7200 Kit
w/18-140mm \$1,449
(SAVE \$250)

- D850 + 24-120mm Soft Bundle - \$5,449 (SAVE \$200)
- D750 Body - \$2,299 (SAVE \$150)
- D500 Body - \$2,499 (SAVE \$200)
- AF-S 85mm f/1.8G - \$499 (SAVE \$100)
- AF-S 300mm f/4E PF VR - \$2,299 (SAVE \$300)
- AF-S 24-70mm f/2.8E VR - \$2,699 (SAVE \$300)
- AF-S 70-200mm f/4G VR - \$1,549 (SAVE \$250)
- AF-S 200-500mm f/5.6E VR - \$1,599 (SAVE \$150)



Get the SB-5000 Wireless Controller Kit for only \$130 when purchased together with an SB-5000, for a savings of \$110





HENSEL

PERFORMING LIGHT

FROM OLD TO NEW

THE TRADE-IN OFFER FOR FLASH DEVICES

Are you still harboring a collection of old or unused flash devices? Wouldn't it be great if you could put them to good use? We want to support you in bringing your lighting equipment up to date: We take your monolight, flash generator or flash head in when buying new Hensel flash equipment and give you a special discount on the new light(s).

WHAT KIND OF DEVICES CAN YOU TRADE IN?

All kinds of monolights, flash generators or flash heads - no matter what manufacturer or brand they are from*.

WHAT DO YOU GET FOR YOUR OLD LIGHTING EQUIPMENT?

You get a special discount on your next purchase of a new Hensel monolight, flash generator or flash head.

For example: If you trade in two monolights, you get the discount on two new Hensel monolights. If you trade in one flash generator and one flash head, you get the discount on one new Hensel flash generator and one new Hensel flash head.

*This offer also applies if the traded in flash device doesn't work properly anymore. The offer does not apply to speedlights/flashguns and is not compatible with other special offers and conditions.

PRO SALES

KEN S.

Make the best of the 'Dog Days of Summer' with these great promos!

Profoto Promo Ends August 30th!

Buy a B1X or B2 Kit and receive a Profoto Air Remote of your choice for FREE! Subscribe here to Profoto's newsletter and My Profoto account to be eligible for this promotion: <http://bit.ly/ProfotoCanadaSpringSalesPromotion>

Hensel Summer Promotion

Hensel has come up with a special kit for summer that combines speed and power. The Hensel Expert D250 is the "roadster" among all monolights: Compact, agile and fast, and perfect for dynamic shooting.

The Expert D 250 Speed offers flash durations from 1/4000s - 1/10.000s and recycling times between 0,22s - 0,045s. It is the optimal flash for people, fashion & sports photography. Included also is the new Hensel Grand Mini 85, a "grand" softbox with 85 cm diameter with a difference: it has a parabolic shape for even but brilliant lighting effects. The quality of light can be changed with the use of front and inner diffusers. This unique design and build creates a very efficient light source with very good color rendering.

This **SUMMERTIME SPECIAL KIT** contains the following:

- 1x Hensel Expert D 250 Speed
- 1x Hensel Modelling lamp 300 W/ 230 V (120 V)
- 1x Hensel Strobe Wizard Plus Radio Transmitter
- 1x Hensel Grand Mini 85
- 1x Hensel Deflector for Grand Mini 85
- 1x Hensel eBag

\$1999.95 (Special order item)

Promo Valid until August 31st

Hensel From Old To New Trade In Offer. Save 20%!

Hensel is continuing a great new promotion with Beau Photo. Simply bring in your old and tired mono-lights, packs, and heads, and get 20% off a new Hensel Mono-light, pack and heads. The lighting equipment does not necessarily have to be working, you just need to bring it in to Beau Photo. This offer cannot be extended to Hensel lighting kits as they are already discounted.

PocketWizard Spring and Summer Promo

Back by popular demand: PocketWizard is offering their SPRING/SUMMER INSTANT SAVINGS promotion. Enjoy **15% OFF INSTANT SAVINGS on any PocketWizard Radios, Cables, Bundle Kit's and Accessories.** Effective June 1st until August 31st 2018. Come in now and save!

Moving Clearance Sale

We're getting ready for the big move and have started a few clearance sections at Beau Photo so you can take advantage of some great deals. Come into Beau Photo to see these and many more clearance and sale items, many with prices too low to advertise!

Lensbaby Deals

Lensbaby Composer Pro with Sweet 35 for Canon
Sale \$350.00 Regular \$493.95

Lensbaby Composer Pro with Sweet 35 for Nikon
Sale \$350.00 Regular \$493.95

Lensbaby Composer for Canon Demo Sale - \$99.00

Lensbaby Circular Fisheye for Canon
Optimized for APS-C sensor DSLRs. (Produces a smaller image circle on full frame DSLRs). Sale \$299.00 Regular \$389.95

Lensbaby Creative Aperture Kit Sale \$8.00 Regular \$15

Lensbaby Creative effects system for Canon
Sale \$249.00 Regular \$599.95

Lensbaby Optic kit Sale \$35.00 Regular \$99.95

Lensbaby Soft Focus Optic - Sale \$49.00 Regular \$113.95

Lensbaby Sweet 35 Optic - Sale \$179 Regular \$233.95

GoPro Accessories

We have too many to list them all, but here are a few examples of what is on sale:

GoPro LCD Touch BACPAC for H4

Sale \$50 Regular \$117.95

GoPro Battery BACPAC for H4

Sale \$40 Regular \$72.95

GoPro LCD Dual battery charger for H4

Sale \$45 Regular \$72.95

GoPro Chest mount Harness Sale \$25 Regular \$58.95

GoPro Fetch Dog Harness Sale \$43 Regular \$87.95

GoPro 3way Grip/Arm/Tripod Sale \$52 Regular \$102

GoPro Vented Helmet Strap Sale \$10 Regular \$21.95

GoPro Surf Hero Mount Kit Sale \$15 Regular \$28.95

Backdrops

Drop it Modern Vixen Sale \$229 Regular \$377.95

Drop it Modern Black Keys - Sale \$199 Regular \$347.95

Consignments During Beau's Move

As most people know by now, Beau Photo will be moving by the end of the year. This means in order to get ready for this great migration, I will be taking in less consignments, and in turn I will be calling people with older consignments that have not sold in a long time to substantially reduce the price of their items or come pick them up. This means there could be some great bargains for you! Watch our used equipment section on the Beau Photo web page for these great deals, or better yet come in and check them all out. If you have items here on consignment that have been here a while, you can help us out by calling to discuss them.

Hidden gems in the Used Department.

There are a few used items that I can't believe no one has snatched up yet! Photos are available to be seen on Beau Photo's Used section of the website:

www.beauphoto.com/equipment-sales/used-equipment/



Cambo's Wide DS

The Cambo Wide DS is an ideal camera for architectural photography. The camera was designed for both film and digital photography. The Wide DS has a wooden hand grip for ease of handling and has a rotating back that makes it easy to switch from horizontal to vertical. This camera includes a

focusable Schneider Apo-Digital 35mm f/5.6 XL lens with Schneider center MC ND filter, Cambo Viewfinder and Hasselblad H series mount. It also comes with a Cambo Ball head CBH-5.

Condition: Excellent \$4000.00 Tag # 5342, 5343, 5345



Rodenstock Apo-Sironar Digital HR 28mm f/4.5 lens

The Rodenstock Apo-Sironar Digital HR 28mm f/4.5 lens comes with a Copal 0 shutter and Cambo Wide DS mount. The Rodenstock

Apo-Sironar Digital HR 28mm is a well reviewed and super sharp lens. Condition: Excellent \$5189.00 Tag # 5344

Sinar P 4x5

The Sinar P was one of Sinar's top-of-the-line 4x5 view cameras. It was the choice of many professional and commercial photographers. One of the many great features of the P2 is that it has yaw-free movements. Comes with Sinar Sinaron-S 300mm f/5.6, Sinar Sinaron-S 240mm f/5.6, bag bellows, extension rails 6", 12", 14", Graflex 120 roll film back, Polaroid 405 and 545 backs, Sinar shutter and case.

Condition: Good \$2600.00 Tag # 2641, 42, 44, ... 2653

<http://www.beauphoto.com/used/sinar-p2-4x5-camera-db-system-with-2-lenses-and-case/>

Noblex Super Wide PRO 6/150 U

Looking for an amazing medium format camera? Try the Noblex Super Wide PRO 6/150 U. NOBLEX cameras are film cameras that expose the film by rotating the lens 360° for one exposure. This camera was recently serviced to make sure it is fully functional. This item is new in its original box but please note the rear battery doors are missing. However the camera functions without them and the batteries stay in place. A few small pieces of gaffer tape are all you need! Not really used but this was our demo camera.

Original price \$4255.00 **New Lower Sale Price \$1800.00**

Savage LED 2 light kit back in stock at Beau



We have just brought in a new shipment of LED Lights into Beau Photo which are perfect for stills and video. The Savage LED Location light kit is great in that it is a single source LED. That means it is closer to the quartz halogen lights you might have used in the past and it creates

more pleasing and natural shadows like those created by the sun. Traditional LED panels that are made with many small LED lights have a tendency to create shadows that are stepped and not smooth, especially when placed close to the subject being illuminated. These shadows are a result of many individual little light sources that make up the light source. The CoolLED 100 has only one large central LED and is daylight balanced at 5600K so there are no stepped shadows. These units have an output of 10000/m lumen and an adjustable range of two stops in half stop intervals. There is a wide range of accessories available since it uses a Bowens style mount. Softboxes, beauty dishes, reflectors and snoots are all available as modifiers to help you light your subject and create the mood you want to express.

Savage LED Location light kit: includes:

2 single source 5600K LED lights,
2 reflectors with diffusers,
2 stands,
2 umbrellas
a rolling case.

On sale for the month of August for \$999.95

Save \$100 off the regular price!

A Flock of Birds!

Welcome attendees of the Ornithological Congress and Convention. We have a great selection of gently used Telephoto lenses at the moment that might be of interest to you:



Nikon AF-S 600mm f/4 ED VR
\$8000.00



Canon EF 800mm f/5.6 L IS
\$11,500.00

Nikon AF-S 500mm f/4 ED VR \$7000.00

Canon EF 500mm f/4 L IS USM \$4800.00

Plus many more...

Please see our website for more info and other great offers.

www.beauphoto.com/equipment-sales/used-equipment/

Tripods

Get sharper photos and rest your arms with quality tripods and monopods from Manfrotto:

Manfrotto 055 Pro 3 section with MHXPRO-BHQ2 Ball head Sale \$399.95 Reg. \$473.95 *Limited quantities



**Manfrotto 055 Pro 3 section with
MHXPRO-3W Pan 3 way head**
Sale **\$379.95** Reg. \$462.95



**Manfrotto 055 Pro 3-section
Carbon Fibre Tripod**
Sale **\$499.95** Reg. \$619.95

Manfrotto 055 Pro 4-section Carbon Fibre Tripod
Sale **\$510.95** Reg. \$631.95

**Manfrotto 190 Pro 3-section with MHXPRO-BHQ2 Ball
head - Sale \$349.95** Reg. \$384.95

**Manfrotto 190 Pro 3-section with MHXPRO-3W Pan 3
way head - Sale \$349.95** Reg. \$425.95



**Manfrotto MPMXPROA3 - Xpro
3-Section Alum. Monopod**
Sale **\$109.95** Reg. \$124.95

RENTAL NEWS

JASON K.

New in the Rental Department!

Canon 85mm f1.4L IS



We have just received the recently released Canon 85mm f1.4L IS lens and this is a beauty! It has an advanced optical formula that delivers stunningly sharp images, a very pleasing background blur, and with Image Stabilization to boot! **\$35/day or weekend**

B.C. Day Long Weekend

As we will be closed for the B.C. Day long weekend (August 4~6), our usual long weekend one day deal will be in effect! This means that if you pick up in the afternoon of Friday, August 3rd and return by 1pm on Tuesday, August 7th, it is just a ONE day charge!

FILM / ANALOGUE

NICOLE L-D.

So Many Cameras...And a Super 8

I've just come back from my Bass Coast Music Festival Holiday! I must admit I am a little miffed at myself, I had 6 cameras that I planned to use: my Revere Stereo, Horizon, Lomo Spinner, Canon 1014XL-S, Pentax *ist, and my Fuji Digital XT1. I found for the first time ever at a festival that I either didn't have enough time or the energy left to shoot with all the cameras I brought. Our group had arrived to the festival grounds early to build an art installation and that alone made me think that the various panoramic cameras and stereo camera would be a neat way to document the project, but sadly the build tired my brain out more than I anticipated and I shot far less film photos than usual.

I did however do the one thing I have been too chicken to do for a long time now: shoot a roll of Kodak Tri-X7266 Super 8 film. Recently someone gave me a 1979 Canon 1014XL-S, and when that happened, any excuses I could use to stall my Super 8 endeavours were eliminated. The Canon 1014XL-S is a well thought out piece of machinery



I found myself dreading cracking open its manual, but turns out it is very straightforward and easy to understand. As I read the manual, I looked at the camera's settings and adjusted them to what I thought I'd need. Once I got to Bass Coast all that was left to do is load the film, which is

in a foolproof cartridge format, then flip the camera on and hold the trigger. One of my favourite things about the camera is the whirring sound it made while I was shooting. The camera even uses six AA batteries, the simplest option as long as you remember to remove them when you're not using it. The instruction manual assured me that if I focused on a subject and then moved around, it should somehow keep focus.

I did have trouble finding any history on the camera, so this is a direct quote from the Canon website "The world's first 8mm movie camera to use a one-chip CPU. The CPU allowed electronic sequence control of the camera. The lens, a newly developed zoom lens with a wider-angle orientation, achieved both high performance and compactness. The world's first superimposed viewfinder display showed superimposed information in the viewfinder only when necessary.....This model could be called 'the pinnacle of Canon 8mm movie cameras.'" <https://global.canon/en/c-museum/product/cine300.html>

My fellow photographer and friend Caspian got a photo of me wielding the Canon 1014XL-S! For more of his amazing photography check out his site at www.caspiankaiphotography.com

A regular customer of Beau Photo, Jesse, who does cinematic film things all the time (mostly 16mm) was kind enough to say he'd show me the Super 8 developing process. Jesse also helps do workshops and events at Cineworks Annex Darkroom (to get more information or to join, go to cineworks.ca). I learned so much! To start, Jesse prefers the Orwo process for developing my Kodak Tri-X 7266 as it is a 4 minute process unlike the Kodak which is 1.5 minutes (at 20C degrees, temperature is very important in this process). The shorter development time is far trickier. We used Orwo developing instruction 4185. The Super 8 film gets loaded into a light-tight tank and onto a reel, the same as regular still films do. The cine film tank is just more spaceship shaped- more squat, and wider. Minding the temperature, weighing out and mixing all the chemicals definitely reminded me of baking some



complicated soufflé in comparison to developing still film, which seems more like baking cookies from mix! I am very grateful to have Jesse's guidance in this process for that reason!

After processing the film the best way to then digitize it is to pay these guys to do it for you-

<https://www.lifetimeheritagefilms.com/>

Of course when I called them today rather excitedly, they told me they were shutting for a week for their summer holidays... Murphy's Law never seems to cut me a break! So alas there will be no Super 8 footage accompanying this newsletter, however I'll post on our blog as soon as I can.

We carry two Kodak Super 8 films, the Tri-X 7266 and the Vision 3 200T/7213 both are \$51.69

As usual, I took my **Pentax *ist with its stock 28-80mm lens** around with me at the festival. I still enjoy this film camera most for festivaling, its very lightweight and thinks for me. I



used the **Agfa Vista 200 135-36 film** for these photos, which I realized I'm not all that fussed on. I prefer Kodak Ultramax 400 as far as 'drug store' film goes. Here are some scenic daytime photos from Bass Coast.

Agfa Vista 200 - \$5.60 per roll of 135-36



I of course used my digital camera alongside my film cameras. I shoot a **Fuji XT1** and I packed my **X23mm f2 R WR lens**. This lens is exceptional. I especially like the night photos I took using it, and this time around I remembered to shoot all night shots in fine high jpeg AND RAW (unlike last year at the Eclipse festival where I forgot the RAW). It





was wide enough to get the inside of the art installation and all of the outside without moving too far back. However, I do wish I had brought my X55-200mm f3.5-4.8 R LM OIS just for the compression one gets from a telephoto, and for zooming in on the stages and things I couldn't necessarily get close to all the time. A shout-out to my magnificent **Manfrotto BeFree tripod**, as this was the first time I haven't wanted to damn my tripod to eternal hell. The photos here are of the various art installations at Bass Coast. The Wizard tower-esque one being the piece my group built.



KODAK and EASTMAN Cine Films For Your 35mm Still Cameras Are Coming To Beau!

That's right, **KODAK VISION3 500T** and **250D** along with **EASTMAN DOUBLE-X** will be on our shelves within the

next couple of weeks. Even more exciting is that **KODAK's prebath solution (Remjet remover)** will also be for sale. So, for all you photographers out there that already process colour film at home, or if you don't already and are looking to get into it, you can now shoot and process cine films like you would any other colour film.

The **VISION3** line of films are the most advanced colour films offered today. Their exposure latitude is unprecedented, capturing an amazing amount of detail in both the highlights and shadows under even the most extreme conditions. Also, these films have a colour palette that is unlike any other colour film out there. It lands somewhere between Kodak Portra and Fuji Pro.

The **EASTMAN DOUBLE-X** film has been around for over 50 years. It is a traditional medium speed panchromatic black & white film that yields subtleties in tone that is hard to duplicate. Think of the old Tri-X emulsion, but with a richness in tone and great shadow detail. It also processes well in a variety of black & white developers.

This has been talked about for years and we are very happy to finally have these films available. Just something else to add to our repertoire of interesting films to shoot. So, come on down and we would be happy to chat a bit more, or direct you to the photographer who has put this project together – a Vancouver local!

Pricing TBA.

Fujifilm Instax Square SQ6

Review by Meghan S.

We now have in stock the new Fujifilm Instax Square camera the SQ6, as well as the Instax Square film with the regular white border and the sweet black border!

This second version of Fujifilm's new square format is different than its original square brother, the SQ10, and is more along the same technology as the other Instax cameras from Fujifilm. The SQ10 is essentially a digital camera with the option to edit and then print your photos on the Instax Square film. With a higher price point than

any of the other Instax cameras, and the not exactly instant print factor, the SQ10 is a bit of a different beast than the rest of its Instax family. In steps the SQ6 with its flashy new face and actual instant prints. The price is much more along the line of the other Instax cameras as well, and therefore way more affordable to those most likely to shoot with this fun little camera.



The SQ6 seems to have combined a few of the extra options of the Instax Mini 90 Neo Classic camera that were useful, along with the ease of use of the Mini 9. Nicole and I have the Mini 90 and especially love its double exposure mode, as well as the great quality of the lens and exposure control. The SQ6 also includes a double exposure mode, gives you the ability to lighten or darken the exposure, has a macro mode, and has a selfie mirror on the front. It also includes 3 color filters for the built in flash, which feels like Fujifilm adopting some of Lomography's quirky add-ons. This is not really surprising considering how many Lomography cameras are using Fujifilm Instax film now.

The camera itself is a bit larger than any of the other Instax Mini cameras, as is expected with the change in size format of the film, but it is not clumsy. I really enjoy it's slick, modern design though and its three available colours. We are

currently stocking the Graphite Gray, but it is also available in Blush Gold and Pearl White.

Graphite Gray Fujifilm Instax SQ6: \$159.99

Instax Square film (10 pack) regular white border: \$12.99

Instax Square film (10 pack) black border: \$14.99

I was lucky enough to have Fujifilm loan me the SQ6 to try out while on my summer holiday home to Manitoba at the end of July. Here are a couple photos I took. Check out the **Beau Instagram page** for more shots from my trip taken with the Fujifilm SQ6! @beauphotostore





Image ©Simeon Smith @_simeonsmith

Diana Day – August 4th, 2018

It's hip to be square! In keeping with the square theme I've got going this month....August 4th, 2018 is Diana Day! So film lovers rejoice, grab your Diana (big or mini!) camera and shoot some film. **Be sure to post it on social media after the 4th with #DianaDay.**

I love my CMYK Diana F+. As long as I remember to change its focus... Here is a shot from my Diana I took last summer with the Lomo Turquoise 120 film.

Lomo Diana F+ & Flash Mr.Pink \$115.55

Lomo X-Pro 200 ISO 120 (single roll) \$11.48

(not the turquoise, but a good film for cross processing!)



RENAISSANCE ALBUMS

MEGHAN S..

Sale Pricing on Selected Stock Albums

We would love to clear out our old stock of Renaissance Albums! This includes Elan, Park, Hudson, Milano, Library, Seville and Ambiance albums and any corresponding mats. We also have some "one off" albums available at very reduced prices. Please come in and take a look!

PRESENTATION PRODUCTS

BARB B..

Happy August! Back to School sales have started and it is time to open your planning calendars!

Due to ongoing NAFTA negotiations, cross-border transactions could be affected and as a result, I only plan to order quarterly from my U.S. based suppliers. I will be sending orders to AGT, TAP and Tyndell mid- August for delivery in early September so I'll be contacting the clients who usually place orders around this time to check in. If your client needs samples, I can either provide them from stock or request them for you.

Gaffer Tape

Our new expanded supply has arrived! In addition to our regular stock, we have a cornucopia of neon colours in the 1 and 2 inch widths, 4" Cable Path tape (Black or Yellow) plus small core 2" Black and White tapes for you travellers!



Dr. Sun Yat-Sen Classical Chinese Garden



MOMENTS

Life As We Live It

photographic exhibit by

TED NODWELL

AUGUST 12 - SEPTEMBER 14, 2018

opening: August 18 3:00 - 4:30 PM

578 Carrall Street, Vancouver, BC
www.vancouverchinesegarden.com

DR. SUN YAT-SEN
CLASSICAL
CHINESE
GARDEN



3 Day Super In-Depth Photo-Lighting Workshop

Mastering Light!!!

– with Dave Montizambert



In this in-depth program international lighting wizard Dave Montizambert will show a small band of extremely lucky participants how to express themselves with light-sculpting, that is using photographic lighting to create amazing imagery for any and all photographic work! Wow! These participants will learn an incredible lighting thought process that was originated by international lighting guru Dean Collins and that draws from the teachings of Leonardo Di Vinci and from many of the world's greatest cinematographers. This foundation of light control allows you to create or mimic any style of lighting you see or imagine for photography. Participants will also learn how to create a standardized digital workflow where exposure, processing, and output are bolted down

once and for all—an essential for great lighting. In addition to this many tips and tricks of the trade—such as: lighting different flesh-tones, lighting ratios, accurate metering, simulated sunlight for cloudy days, mixed lighting, and multi-light setups, plus how to use ambient, strobe, and constant light—will be covered.

When: August 27, 28, & 29, 2018

Where: Dave's Schoolhouse Studio:
3985 Island Highway, Royston, BC

Time: 9am-5pm each day

Cost: \$995.00 CDN Visa, MC, E-Tran, or PayPal
(Early-bird signup: \$745—June 30, \$895—July 31)

RSVP: 604 723-7004 montizambert@gmail.com

www.montizambert.com