

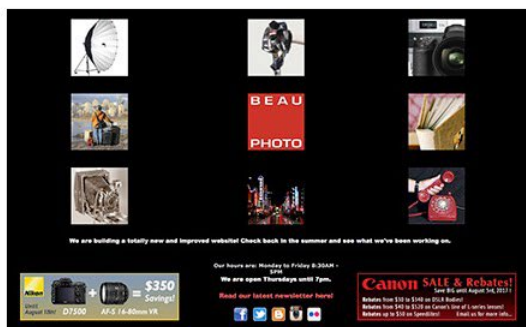
# Our New Website is Live!

Beau Photo Supplies · 1520 W. 6th Ave · Vancouver, B.C.

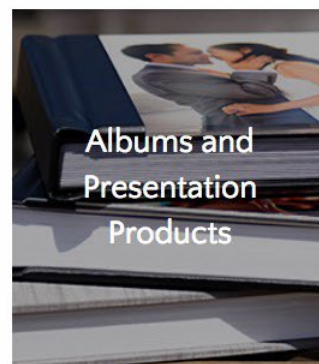

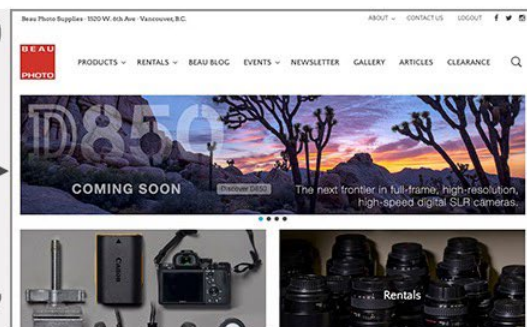
ABOUT ▾ CONTACT US [f](#) [t](#) [i](#)



PRODUCTS ▾ RENTALS ▾ BEAU BLOG EVENTS ▾ NEWSLETTER GALLERY ARTICLES CLEARANCE [Q](#)



BEAU PHOTO  
Read about  
our new site!  
2017



## Beau Newsletter - September 2017

Our New Site • The Nikon D850 • New Lenses from Canon • Student Deals and Discounts • The Eclipse by Mike and Nicole • Free Tethered Shooting Webinar from Tether Tools and Beau • Canon 6D Mk II in Rentals • New Film from Rollei • More Motion Picture Film • New Backpack from Vanguard • more...

## The New Beau Photo Website

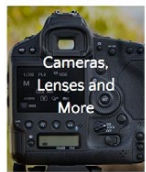
Finally! After many hours and many design changes it is here! You may have wandered across it already as our new site has been up for a few weeks now while we work out the bugs. September 1st marks the official launch (though there will still be bugs I'm sure) and we invite everyone to visit it - still at [www.beauphoto.com](http://www.beauphoto.com) - and explore. Mike gives a brief tour in his blog post about the site here - <http://www.beauphoto.com/welcome-to-the-all-new-beau-photo-website/> He also has a contest in which you could win a free sensor cleaning or free rentals! I thought the contest question was a bit obscure (I had to ask him the answer!) so I will give you a hint... it has to do with the images we've used for some of the products, and as Mike says in his blog, a seemingly illogical grouping. Check out his post for all the details.

This site has been long overdue - yes, we did know our old site was quite out of date - and we are happy to now have a site that will provide a lot more information on products, events at Beau and around town, image galleries for you to look through, articles, and much more.


### Equipment Sales Home

The Pro Sales department at Beau Photo carries a large inventory of both new and used photographic equipment to suit almost any photographer's style. We can supply anything from a complete studio setup to a blown fuse in a lighting pack. Not only do we offer competitive pricing, but we also spend the time to help you get the right equipment for your needs and back up our products with unparalleled support. If you've purchased your equipment from Beau Photo and it falls during its warranty period, we can usually supply you with an equivalent loaner from our extensive rental department, often at reduced pricing, so you can get your job done. See our [Terms & Conditions](#) page for full details on our warranty/loaner policy.


Beau Photo carries over 3000 different items in inventory so there is a chance we have what you are looking for. **We have some of the more popular items featured here, and we are working toward having every item we carry listed so you can easily find what you need.** If there is a specific item you are trying to find, call or e-mail [prosales@beauphoto.com](mailto:prosales@beauphoto.com) and we'll be happy to locate one for you.




Cameras, Lenses and More




Lighting, Studio and Tripods




Used Equipment



Camera Accessories and Bags



Video and Accessories




Scanning, Printing & Colour Management

+ Technical Articles


+ Recent Equipment Test Galleries

+ Contact Equipment Sales


Read the latest from our blog...




Introducing the NEW Nikon D850 DSLR!



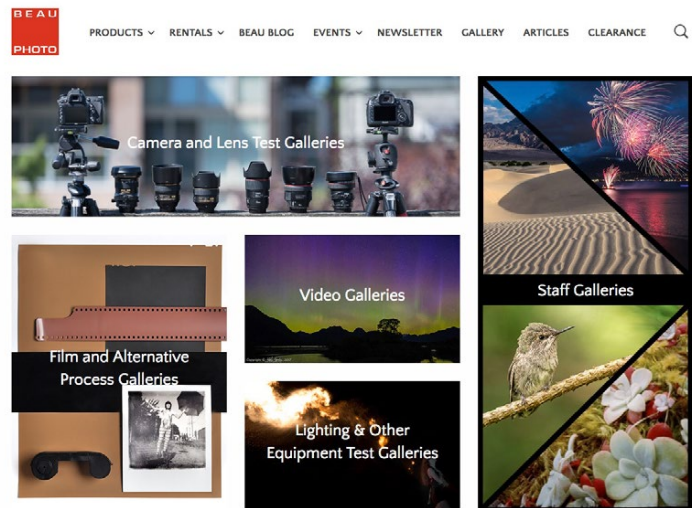
NISI "Natural Night Filter" Tests & Review



Fujifilm X-Pro2 Review



iOgrapher now at Beau



After much debate, we chose not to have an online shopping feature just yet, but it is something we are planning for at some point. We've heard everyone is doing it these days, but as most of you know, we are a little different than everyone else. We love to hear from all of you, and we'd rather help you figure out what the best equipment for your needs really is. We also want to make sure you get the best price we are able to give, and this wouldn't always happen if we put pricing online. Please call us or e-mail and we will get right back to you about price and availability. We also ship across Canada so you can still look forward to getting that parcel in the mail!

Please let us know if you've found any typos, broken links or something that you think looks a little weird. We'd also love to hear suggestions for articles, galleries or any other content you might be interested in seeing.

Thanks to everyone who helped us with this site, from the initial setup to expert and fast custom coding from a remote location, as well as the many suggestions and design input from everyone who saw the half finished project. Happy surfing!



## DIGITAL

MIKE M.

**NEW! Nikon D850 (\$4,299)**

After a teaser announcement earlier in August, Nikon finally released full details, pricing and availability details on the hotly anticipated D850. As of this writing, only a few

days since the official announcement, we have seen a huge number of preorders already! The D850 promises to be



the ONE and only camera than many photographers will need, combining extremely high image quality with its all-new 45.4 MP sensor; very fast

shooting speeds of up to 9fps (with optional MB-D18 battery grip) and a generous raw buffer of 51 shots for those huge 45MP files, a D5-level AF system for superb focus tracking and more! And all of this at a price that's not all that much higher than the D810. The D850 has a new tilting touchscreen LCD and its touch capabilities have been hugely enhanced, offering full control of menus, pinch to zoom, swipe to change images and more. Video capabilities are now up to 4K UHD at full sensor width with no cropping at a very high 144 Mb/sec bitrate and 1080p video and up to 120 fps allowing for superb in-camera slow-motion footage. There is also an 8K time-lapse mode, automated focus-stacking capture, full electronic shutter capabilities and much more.

The D850 is truly a powerhouse of a camera, and its bump in megapixels over the D810 should see no reduction at all in dynamic range and indeed, high-ISO capture is said to be even cleaner; despite its higher resolution sensor. The more you look into the all the details of the D850, the more



apparent it becomes what a huge step up it is going to be over the already superb D810!

I just had an opportunity to closely examine some pre-production D850 JPEG files (since you cannot yet open the raws with anything), images that were intentionally underexposed to maximize dynamic range at ISO 64. Even pulling up the shadows by 4 or 5 stops in Lightroom, sometimes more, there was virtually no noise visible even in the darkest areas, and finer details still seemed present without any smearing or obvious noise reduction taking a toll. In fact, the JPEGs looked truly amazing, and might just be the best out-of-camera JPEG files I've seen from any camera. They were very "non-digital" looking to be honest. Definitely looking forward to working with some challenging raw files from this all new sensor; but at the moment, I'd say the D850's overall image quality is looking very promising and the JPEGs it creates are outstanding!

Also introduced is the **ES-2 film digitizing adapter** (\$199), that comes with both slide and negative film strip carriers. This new accessory is designed to be used with the D850 and, optimally, with the AF-S Micro



Nikkor 60mm f/2.8G lens. Another feature of the D850 is the ability to use the ES-2 to "scan" colour negative film since it can invert B&W or colour negative images in-camera! With its high resolution, high-dynamic range and in-camera neg-film conversion, the D850 might prove to be a super fast, high-quality alternative to a traditional 35mm film scanner!

As mentioned, the preorders are piling up, so if you want one of these ground-breaking new cameras, don't hesitate to contact us! The longer you wait, the longer it will take to get your own D850. Feel free to call and ask about many of its other features!

## CANON News - Four new 'L' lenses (and a flash)!

Canon has gone all out on the tilt-shift lens front (which should make for some more amusing rollover-images on our new website!) and has introduced a new **TS-E 50mm f/2.8L Macro**, a **TS-E 90mm f/2.8L Macro** and even a **TS-E 135mm f/4L Macro lens**! These new manual focus tilt-



shift lenses incorporate advanced anti-reflection coating technology to minimize flare and ghosting and seem to have larger knobs than previous models to aid in their use as well. All are also designated macro lenses and while not getting quite to a true macro 1:1, they all do offer 1:2 half life-size reproduction capability. These lenses are going to be great for macro, tabletop product, landscape and, to a lesser extent due to their longer focal lengths, architectural photographers too. Canon also indicates that these lenses will offer minimal distortion and feature high edge-to-edge resolution and extremely high image quality. As with their excellent TS-E 17mm and TS-E 24mm lenses, these

will also offer the ability to change the tilt and shift axis from perpendicular to parallel as well as have locking mechanisms to keep the tilt axis neutral and perfectly aligned when not needed. All three lenses should be available in November, each at a price of \$2,899 here in Canada.



The fourth lens announced is a new **EF 85mm f/1.4L IS**, an image-stabilized portrait prime with up to four-stops of shake correction. Now you can shoot your available light portraits stabilized, without having to lug around that big 70-200mm f/2.8 IS zoom and get even better subject isolation while you're at it! This new 85mm features a circular nine-bladed aperture for smooth background blur and Canon's advanced ASC (Air-Sphere Coating) lens coatings for superb resistance to flare and ghosting. Despite having IS, this new 85mm is going to be a lot less expensive than Canon's other high-end portrait lens, the EF 85mm f/1.2L II. The new 85mm will also be available in November, at \$2,099. All four of these new lenses will, of course, also be on Canon's CPS pricing program.

Lastly, a new high-end macro-flash was also announced, the **Macro Twin-Lite MT-26EX-RT**. This new macro flash features two independently adjustable flash heads which can each be rotated and pivoted to different positions along the mounting ring. This fast recycling macro flash has a guide number of 26 and supports both optical and radio TTL flash triggering as well. It will be available in November too at \$1,299.



## Canon Rebates for September

Apart from all these new products, there are, as usual, rebates to deal with also. As always, here is a list of the more interesting sales many of which have now started and are running until Sep. 21, 2017 (unless otherwise noted)...

5D Mark IV Body - \$4,299 (SAVE \$200)

5D Mark IV Kit w/24-105 f/4L IS II - \$5,449 (SAVE \$500)

80D Body - \$1,449 (SAVE \$150)

80D Kit w/18-135 IS - \$1,949 (SAVE \$450)

EF 35mm f/2 IS - \$709 (SAVE \$100 starting Sept 8th)

EF 35mm f/1.4L II - \$2,279 (SAVE \$150)

EF 40mm f/2.8 STM - \$179 (SAVE \$60)

EF 50mm f/1.8 STM - \$149 (SAVE \$40 starting Sept 8th)

EF 50mm f/1.4 USM - \$429 (SAVE \$30 starting Sept 8th)

EF 50mm f/1.2L USM - \$1,549 (SAVE \$210 starting Sept 8th)

EF-S 60mm f/2.8 Macro - \$499 (SAVE \$130)

EF 85mm f/1.2L II - \$2,399 (SAVE \$300 starting Sept 8th)

EF 100mm f/2.8 Macro - \$749 (SAVE \$60)

EF 100mm f/2.8L IS Macro - \$999 (SAVE \$210)

EF 135mm f/2L USM - \$1,199 (SAVE \$150 starting Sept 8th)

EF 400mm f/5.6L USM - \$1,519 (SAVE \$170 starting Sept 8th)

EF 24-70mm f/2.8L II - \$2,349 (SAVE \$210)

EF 24-70mm f/4L IS - \$1,169 (SAVE \$180)

EF 70-200mm f/2.8L IS II - \$2,599 (SAVE \$230)

EF 70-200mm f/4L IS - \$1,479 (SAVE \$140)

EF 100-400mm IS II - \$2,749 (SAVE \$220)

## HASSELBLAD Promo

Running until Sept 15th, purchase an X1D-50c (regular silver edition) together with an XCD lens (30mm, 45mm or 90mm) and get a promo bundle valued at nearly \$800 CDN for free! The bundle includes the following...

- an extra X1D Li-Ion Battery Pack
- a Sandqvist Camera Bag
- a Hasselblad leather neck-strap
- the Hasselblad Masters 2016 Book

Note that customers need to fill out a [claim form here](#) and Hasselblad will send you the free goods. This claim is good for purchases made between August 22nd and Sept. 15th. On another note, Hasselblad has recently updated their X1D-50c firmware ([more info and update here](#)) to now offer variably sized focus points, with either 35, 63 or the full 117 points available to choose from. In addition, this update now allows for silent, vibration free electronic shutter capability with available light shooting up to 1/10,000 second! A new, updated version of the X1D user guide is [available here](#)..

## SONY Rebates

As always, Sony rebates can vary week-to-week, so please contact us about any gear you are interested in and we'll look up the pricing and let you know if there are any sales or rebates!

## FUJIFILM Student Deals and Announcements

Fujifilm has implemented an educational pricing program for students and teachers! Savings can be quite substantial and many of their most popular items are included, such as the X-T20, X-Pro2 and X-T2 bodies and a slew of lenses as well. **Enrolment is free and for full information on this program, including a list of potential savings, see this [link here](#)..**

The rumour sites are talking about some upcoming Fujifilm announcements in early September, so while not in time for this newsletter, keep an eye on our [new blog](#) to see details if something does get announced!

There's not much in the way of rebate on Fujifilm X-system gear at the moment. Basically, there is a \$200 savings on X-E2S bodies or kits and the continuing trade-in plan for the GFX-50S, allowing a minimum trade-in value of \$850 of selected DSLR or MF digital bodies. See our [last newsletter](#) for details.



## Shooting the Great 2017 Eclipse in Oregon!

In August, I took two weeks of vacation to go down to central Oregon to shoot the 2017 total solar eclipse. I have never seen so many people and so much traffic in what otherwise is an area with extremely low population density, and not that many tourists usually either. There were 30 mile-long traffic jams, gas stations running out of gas and food stores running out of groceries. I have been to central Oregon many times over the years and know the area very well, so I had a few ideas where I might try to shoot from to try and avoid the ridiculous crowds. In the end, I drove up a rough road on BLM land where I had previously taken my old Isuzu 4x4. I was worried that my nice, new 2017 Subaru Forester XT might not be up to the challenge, but its very effective X-Mode and some careful driving got me up to a fantastic viewpoint overlooking the John Day River, just a few km NE of the Painted Hills Unit of the John Day Fossil Beds National Monument. Here my friend and I set up camp and had the place to ourselves on Saturday, Sunday and eclipse day on Monday, August 21st. There were other people along the road of course, but we drove to the very end, as far as the road went to avoid having people driving by and bothering us. Here is an evening view from the campsite...



I was armed with lots of Fujifilm camera gear as well as a star-tracking mount (to keep the Sun centered in the 600mm equivalent lens I was using) and two high quality

Hoya ND filters, a 10-stop and a 6-stop, which I used stacked on the big lens shooting time-lapse before and after totality.



I was using my X-Pro2 as the main camera and a Fujifilm XF 100-400mm f/4.5-5.6R LM OIS WR zoom, with ND filters and during totality, without. Above is an iPhone shot of my setup, a Manfrotto 055 CF tripod, the iOptron SkyTracker, a Manfrotto 055 ball-head, my X-Pro2 and the big 100-400mm.

I had setup the mount the night before and left it until the next day, to align its axis of rotation with Polaris, the North



Star, and I also got some nice night sky shots that evening. Here is one of the southern Milky Way, showing the Lagoon Nebula, the bigger glowing purple patch, and the smaller purple & blue Trifid Nebula above it to the right.

The skies there were incredibly dark with absolutely no light pollution at all, so no need for the NiSi Natural Night Filter! On the day of the eclipse there were some high-clouds and a bit of haze, but I got some great shots with the 100-400mm lens. My wide-angle time-lapse cameras, on the other hand, didn't fare so well. Nothing wrong with the equipment, but it was my fault for trying to capture the entire eclipse, from the start when the Moon just started covering the Sun, as in this shot here with 16-stops of ND (where you can see a bunch of sunspots)...



... through totality, a shot here without filters, showing the Sun's corona and some pink prominences, storms rising up out of the Sun's chromosphere...



... and then right through to the end. There was such a huge difference in light levels that leaving the camera on manual exposure, which I did, meant shots taken during the totality phase of the eclipse was essentially black with only the faintest small ring of the Sun's corona visible in the frame, even after dramatic adjustment. The dimming was gradual enough that my eyes adjusted, so it didn't actually seem that dark, but since I was totally focused on tending my main camera which took the above telephoto shots, I neglected to check on the other wide-angle time-lapse rigs and didn't notice how dark the shots had gotten until it was all over, and too late. Oh well, live and learn! I am hoping to shoot the 2024 eclipse in Texas, and for that I will setup my wide-angle time-lapse rigs to only record for maybe 5 minutes before the start of totality, and 5 minutes after, to ensure the scene's dynamic range of the footage isn't through the roof.

The challenges on the main telephoto camera rig were keeping the sun in the field of view, which would have been very tedious without a tracking mount, ensuring that focus was set accurately and then managing the quick filter changes and dramatic exposure changes right before and after totality. I was actually doing time-lapse with the tele rig as well, and before totality I was shooting at one frame every 12 seconds. During totality, I switched that to 1 shot every second and after, I decided to do one shot every 24 seconds. I have been way too busy to do anything with the gigabytes of time-lapse I shot during the eclipse, so that will have to wait for the future.

I actually had to switch out the battery on my X-Pro2 and 100-400mm zoom, part way through the time-lapse. I was using the X-Pro2's built-in time-lapse feature and what was happening is that the camera was shutting down just after each shot and actually doing an ultrasonic sensor cleaning each time too! Had I used an external intervalometer, that wouldn't have happened. In any case, before doing any more lengthy time-lapse sequences with my X-Pro2, I think I will disable the automatic sensor cleaning!

For anyone who hasn't experienced a total solar eclipse, it was truly amazing. Seeing a partial eclipse, even at 90% for example, or even an annular eclipse where the Moon is a bit further from the Earth and thus appears smaller than the Sun (and/or the Earth is closer to the sun so the sun appears larger) is absolutely no comparison to experiencing totality during a total solar eclipse. During totality, the Moon is a big black spot in the sky, the Sun's corona is a big hazy white patch surrounding it. You can see stars in the sky, the temperature drops (it went down 12 degrees C), there is what appears to be a 360 degree sunrise, a bright horizon all the way around and in our case, all the birds suddenly became quiet. It was an amazing event, like nothing I've experienced before, and was much more memorable than I thought it was going to be.

So overall, things worked out, but my lack of experience photographing a total eclipse meant that some of my results weren't quite as good as they could've been. Here are a few more shots I took during the event, ones that did turn out!

A darker exposure to highlight the prominences...



Following is the sun just after the end of totality, showing the "diamond-ring" effect...



Lastly, here is a shot that I've cranked up to within inches of its life, image-quality be damned, to highlight all the fine details and extent of the corona. I may try to do an image stack of varying exposures to improve this image in the future. You can even see a hint of detail on the backlit moon and the pink prominences are flaring into the moon's disc (not a real effect of course, just an optical defect visible with this much adjustment)...







# EOS 6D Mark II

- 26.2 Megapixel Full-frame CMOS Sensor.
- Optical Viewfinder with a 45-point All Cross-type AF System\*.
- Dual Pixel CMOS AF with Phase-detection & Full HD 60p.
- DIGIC 7 Image Processor, ISO 100–40000.
- Vari-angle Touch Screen, 3.0-inch LCD.
- Built-in Wi-Fi®, NFC, Bluetooth® and GPS Capability.
- High-speed Continuous Shooting at up to 6.5 fps.
- Lightweight and Compact.
- Dust- & Water-resistant.



## Your Ideal Travel Companion!

# Canon

Rent and try, or buy the  
new Canon 6D Mk II body -  
In stock now!

## PRO SALES

KEN S.

### Tethered Shooting - Free Webinar

4PM - 5PM on September 13th



TetherTools and Beau photo have teamed up to present an informative webinar on shooting tethered. Learn a lot about tethering your camera to your computer all from the comfort of your home. Tethering 101: Connect, Collaborate and Create through Improved Workflow happens on September 13th from 4-5PM. Register and get login information for this informative seminar.

<https://attendee.gotowebinar.com/rt/5986347517309914113>

Join TetherTools for a look at how tethered photography can help you grow as a photographer. Lauren Kapinos will showcase the best practices for tethered shooting and you will learn everything you need to know about tethered workflow from the experts in the industry at TetherTools. Come to learn and get your questions answered about:

- 4 Types of Tethered Photography
- The differences between software options
- The pros and cons of wireless tethering
- Setting up a client viewing station
- Speeding up post production
- How to connect your camera and shoot tethered

- When to shoot wired vs wireless
- How to set up an effective workstation in studio and on location
- What tech gear you'll need to get the job done
- Troubleshooting

This webinar is planned in conjunction with Beau Photo. Registration is open to the first 1,000 participants.

After registering, you will receive a confirmation email containing information about joining the webinar.

### Featured Product: Tether Tools Case Air

Did you know Beau Photo has been carrying Tether Tools products for over a year now? We have a great selection of tethering cables and accessories including Tether Tables. We are also happy to order in any Tether Tools products that we do not stock.

### Tether Tools Case Air Wireless Tethering System



The Case Air Wireless Tethering System is a very small, light camera controller that allows you to wirelessly tether to an iOS, Android, or Windows smartphone, tablet, or PC and control just about every camera function including focus and exposure settings.

**Key Features:** Wireless range of 150 feet (45m), connects via ad-hoc or wireless network, compose images with live-view and tap to focus, Pinch-to-Zoom to check critical focus, control creative zones such as aperture, shutter, ISO

and more, bracketing, bulb timer, focus stacking and HDR, advanced time-lapse shooting, capture video, control settings and monitor, share images and video socially directly from app, built-in mounting options for hot shoe or secure with lanyard.

**Case Air Wireless Tethering System - \$246.95**

**Lumahawk Jaguar 1500AKT LED kit - Sale - \$1650.00**

Regular \$1799.95. One only.



We have a special deal on a new but opened box Lumahawk 3 head LED Kit. Each head has 500 Bright white LEDs, digitally controlled dimmable output and LCD touch controls on the back of the head.

#### Specifications:

Illuminance - 5250Lux/61cm

Tungsten-wattage equivalence - 500 W

Colour Temperature - 5600K

Power Consumption - 30W

Width cm (in) - 35 (13.77)

Height cm (in) - 19 (7.48)

Depth cm (in) - 7 (2.75)

Weight kg (lbs) - 2.75 (6.05)

## RENTAL NEWS

JASON K.

### NEW in Rentals!

#### Canon EOS 6DmkII

We have just received our Canon EOS 6DmkII rental unit, and it is definitely an improvement over its predecessor, the popular 6D! This new entry level full frame body features

a slightly higher resolution of 26.2 megapixels, 45 autofocus points, 6.5 FPS continuous shooting speed, WiFi, GPS and a tilting & rotating rear LCD screen. **\$165/Day or Weekend**



#### Nikon D850 Coming Soon

The new Nikon D850 DSLR is Nikon's new flagship body featuring a 45.7 megapixel sensor, 7fps shooting (9fps with optional battery grip), 4K full frame recording, 153 point AF system, tilt rear LCD screen, 8k time-lapse recording, in-camera focus stacking and fully silent electronic shutter among many other new features. We estimate availability in mid to late September. See Mike's writeup in this newsletter for more information about this new camera.

**\$225/Day or Weekend**



Don't forget about our try before you buy program! Try something out that is available in our rental department before you decide to buy. If you love it and want to buy one within 30 days, you can receive up to two days of the rental cost as a credit toward the purchase. Ask us for more details and if restrictions apply.



# BACK TO SCHOOL

Students **SAVE ALL YEAR**  
on a variety of select  
**Film and Paper!**



Students **ALWAYS** save  
on our large variety of  
Ilford black & white film  
and darkroom paper.

We also have Kodak and Fuji  
black & white and colour film!

Doing some colour printing?  
We have Fuji Crystal Archive  
colour darkroom paper too!

**FUJIFILM**



# BACK TO SCHOOL

Students **SAVE BIG** on  
these select items!

Paterson two reel  
developing tank

**Sale Price \$39.00**

Reg. Price \$45.75



Printfile 35-7B (25) neg sheets

**Sale Price \$13.00** Reg. Price \$14.95

Printfile 35-7BXW (25) neg sheets

**Sale Price \$13.00** Reg. Price \$14.95



Beseler Negative  
Storage Binder

**Sale Price \$19.00**

Reg. Price \$21.95

Sale ends Sept 30th, 2017

# BACK TO SCHOOL

Students **SAVE 10%** on  
all **Vanguard Bags!**

Vanguard VK35 Backpack

**Sale Price \$53.99**

Reg. Price \$59.99



Vanguard Alta Rise 28 Messenger

**Sale Price \$93.55**

Reg. Price \$103.95



Vanguard Alta Fly 49T

Roller Bag

**Sale Price \$256.50**

Reg. Price \$285.00



Sale ends Sept 30th, 2017

# BACK TO SCHOOL

Students **SAVE BIG** on  
these select items!

Giottos Rocket Air Blowers

Large Size

**Sale Price \$17.00**

Reg. Price \$19.95

Small Size

**Sale Price \$14.00**

Reg. Price \$15.95



Arista Retouching Brush

**Sale Price \$9.00** Reg. Price \$10.95

Kalt 8x Loupes

**Sale Price \$17.00** Reg. Price \$19.50



Ilford Antistatic Cloth

**Sale Price \$12.00**

Reg. Price \$13.95

Sale ends Sept 30th, 2017

## BAGS ETC!

MEGHAN S.

### New Vanguard Backpack the VK35!

The VK 35 is a quite little backpack, but it can hold a lot of gear. A great bag for travelling with your mirrorless system, or other small DSLR or SLR. Also a great bag for students and their newly acquired film SLR cameras and a few daily extras! This bag will be arriving early September



and I'm excited to have a small, light weight option for those looking for a daily commuter bag or secure travel backpack. It is great for both, as it is a rear-loading bag, which means that no one can access the bag when it is on your back. It also means that if you need to put it down on the ground to open it up, you are not then putting the part of the bag that touched the ground onto your back! Helpful in Vancouver's wet weather!

Despite its small appearance, you can get a fair amount of gear into this handy little bag, including one DSLR body with medium sized lens attached, as well as 1-2 extra lenses or various accessories. You can easily fit another short lens

though if you have a smaller mirrorless or film camera as well. The top has a separate opening too for your personal or everyday items. Included is a standard, full coverage rain cover:



This backpack is available in Black, Blue or Red. We will be stocking the black version but the other colors can be easily and quickly ordered!

**Vanguard VK 35 Backpack (Black) - Just \$59.99**

**Students save 10% on all Vanguard bags for the month of September!**

## FILM / ANALOGUE

NICOLE L-D.

Dear Newsletter Readers,

**It is with a heavy heart I bid Adox's Color Implosion film farewell....**

Years ago when I read the phrase 'Limited Edition' under its description I kept an eye out whenever I was ordering for an official end date to be mentioned, it never was. Then I forgot all about its 'Limited Edition-ness.' Well now a date has been announced - mid 2017. And now it is mid 2017. I am sad to see it go, I really enjoyed shooting the Color Implosion, though it is another tricky film to 'correct' after scanning. It really is subjective and requires tuning to personal taste or for what best suits the photo's subject matter. While editing these photos I did two different edits. With one I just used the droppers under





the curves menu in Photoshop, which made the contrast extremely high.



For the second edit, I wanted less contrast so I used the white dropper then adjusted the curves by hand.

However, something new has been released by **Rollei, Variochrome**, also 'Limited Edition'. First, I have to put a note in here about how dazzled I was with their packaging! Never before has a film had such a beautiful box! So now we know their new marketing has appealed to the magpie in me, let's get to talking about the actual film. I had apprehensions about this Rolleichrome just being a re-release of Rollei's CR200. The Variochrome is advertised as a 200-400ISO and is said to have a fine-grained image structure and a good degree of sharpness considering how sensitive it is. The Variochrome's tonality seems to be extremely influenced by lighting conditions. Saturation

is dependant on ISO setting, the higher ISO the more saturated your image will be.

Dennis Ha and Casey Wei were nice enough to offer to shoot a test roll of the Variochrome for me in record time! They went with ISO 200 and had it processed at The Lab. Here is a sample photo Casey took. As Dennis pointed out, the rebate edge even says Rollei Variochrome NOT CR200 so I guess that has put to rest all apprehensions. Also the colour temperature and tones of the photo do feel different; I see more yellow in the Variochrome than I did in the CR200.



Photo © Casey Wei

Just a quick reminder to everyone about **Revolog's 2018 Pet calendar contest**, the deadline is coming up September 30th. They are looking for pet photos taken with Revolog film. For more details see their blog:

<http://blog.revolog.net/post/163941807461/your-animal-photo-wanted-dear-followers-were-on>

## Motion Picture Film

We will now be stocking more varieties of motion picture film. In addition to the Kodak Tri-X 7266 Super 8 we currently stock, we will also have Kodak Vision 3 200T Colour Negative Super 8 film. We have had some interest in regular 8mm film so I have brought in Fomapan R Regular 8 B&W Reversal film.



## The Eclipse

I was lucky enough to go on a holiday to the Oregon Eclipse Festival located at Big Summit Prairie in the Ochoco National Forest! The eclipse during totality was a great opportunity for photography. However I knew Mike (who was also on holiday nearby to shoot the eclipse at totality) would get perfect stunning

photos of it, so I went a different route. I decided to see if a 300mm f5.5 lens on an old Nikon FG body and light from the impending eclipse would be enough to damage the Fuji Astia 100 film I had in the camera if I left the shutter open for the entire duration! At first glance, I'd say it did not damage the film at all since



Photo © Lili Arias

I saw no smoke or flames coming from the camera which is kind of disappointing. However, I'll need it processed before we get solid confirmation that indeed nothing negative happened to the positive. I will do a follow up blog post on the results if there was anything else noteworthy.




Photo © Anthony Giesbrecht

I understand now why some people chase eclipses all over the world. Seeing it at a festival with a field full of thousands of other people was a neat experience too.

I also had Anthony shoot images with my cell phone during totality, just to see what it would look like. It didn't do a bad job..The eclipse during totality was probably the most mind blowing thing I've ever seen! The sky went from day to night, there were stars, and it got down right chilly. I




Photo © Lili Arias

The festival itself had many very "photomagical" things. Beautiful structures, well decorated individuals (such as Mark, who was nice enough to let me shoot him and his balloons), hot air balloons, an art boat car Delorian...



I brought quite a few film cameras with me (thank goodness since my digital endeavours look less than great)

including a Pentax \*ist with its 28-80mm kit lens on it, and a Lomography Spinner camera. Those are my favourite to use and they didn't disappoint this time. I also brought two instant cameras that I didn't really use because of the crazy awful dust. Here are a few photos I took with my digital, I will do a blog post later to show some of my film shots.



## New Arrival in our Consignment Department

A Rolleiflex 135mm f4 Twin Lens Reflex camera, this rare beauty is going for \$2200.00



## PRESENTATION PRODUCTS

BARB B.

It's been a long, hot summer full of eventful happenings and fall is just around the corner, but before the first leaf turns, it's time to send the kids back to school.

If you're a regular Beau customer, I'll be contacting you shortly to follow up on last year's orders and to chat about what you will need for the fall season, whether you're happy with what you've been using or are ready to look at something different.

Here are examples of some of Tyndell's Sport Mounts. These mounts are all special order by full case only, which is usually 100 mounts..



Clockwise from top left corner: 75/57 'HD Sport Folder', 75/35 'Pro Series' Basketball Memory Mate, and 'Pro Sport' Hockey, Soccer, and Multi-Sport Easel-style mounts (for 8x10 or 6x8 photos or composites).

If you've just discovered us, please contact me by phone or at [barb@beauphoto.com](mailto:barb@beauphoto.com) to discuss what you're currently using, your presentation 'vision' and budget. I can send you illustrations and help you set up a timeline for ordering supplies for your fall projects.

There is still some residual stock of mounts we no longer carry so if you're using up older stock but don't have quite enough to complete your presentation, please let




me know, there's a good chance I might still have some at bargain prices. Here are a few samples of what is available.


AGT Vancouver Easels, brown with gold trim. Shown: 5x7O, 4x5, 5x4



AGT Deluxe Proof Folders (black or brown, gold trim)  
Shown: 4x5-6 (also available: 4x5-8 5x5-8, 4x5-12)



TAP Cal Cocoa 4x5, Cal Slate 5x5. (also available: Cocoa 5x4 and 5x5)



## RENAISSANCE ALBUMS

MEGHAN S.

### The Experience // ARC Conference Oct 17th – 19th, 2017

Join us at The Experience // ARC Conference this October! Beau will be there with a showcase of Renaissance Albums as well as all the latest and greatest gear. This fun & informative conference takes place at Vancouver's Fortune Sound Club and is sure to be a great few days of inspiration, networking and creativity. The Experience // ARC Conference is not your average photography conference, with emphasis on challenging your creative side, and stepping outside the box. You can also take it a few steps further and delve into the Master Classes offered or have your portfolio reviewed. With three days full of inspirational keynote speakers, hands on experiences, awesome adventures, music, drinks and more! The Experience will be like no other. See you there!

<https://experience.thisisarc.co/the-experience/>

Tickets: <https://experience.thisisarc.co/arc2017/>



3 Days. 8 Expert Speakers.  
8 Mini Presentation Speakers.  
150 Passionate Photographers.  
One Unforgettable Experience.

Vancouver, BC

Are you a Wedding or Portrait photographer looking for an edge?

We've got you covered.

Join us for an out-of-the-box experience with passionate photographers & creatives including food trucks, city adventures, a huge party and more...

8 Keynote Presentations // Live Interviews // 8 Mini  
- Presentations // Music // Food Trucks // Portfolio  
Reviews // Master Classes // Choose Your Own  
Adventure Afternoon // Constellations Party

October 16th 2017

Bonus Day: Master Classes with our 8 expert speakers





# 6TH ANNUAL VANCOUVER INTERNATIONAL PHOTOGRAPHY FESTIVAL

September 16 @ 10:00 am - 4:00 pm

The entire festival will be held at the VanDusen Botanical Garden and feature seminars by different photographers armed with a specialized set of knowledge on photography. Mike from Beau Photo will be speaking on night photography.

Throughout the event, there will be an exhibition of the winning photographs of the 2017 VIPF Photo Contest. A separate exhibition will highlight the 'Best of the Show' photographer and a modern arts wall to manifest our 'Portraiture' category.

General Admission: \$20 CAD, VIP ticket: \$35 CAD

Come and see the latest equipment at the trade show from 10AM until 4PM! Beau will be there, and Nikon will have the new D850 for you to try out.

**Learning to See Creatively**  
with **Bryan F. Peterson**  
**September 29 - 30 2017**

The Victoria Camera Club is bringing photographer Bryan F. Peterson to Victoria for a special two day event in September 2017. If you're not familiar with Bryan's work - he has written nine books on photography, including Understanding Exposure, which is the number one best selling photography book on Amazon; and over half a million people subscribe to his photography series on Adorama TV, then you will come away entertained and inspired.

- Friday evening and Saturday all day at the Mary Winspear Centre, Sidney BC
- Tickets are \$99, including lunch on Saturday (advance sales only)
- Ticket Sales: Via Karelo.com (link from VictoriaCameraClub.ca website)

**Trade Show Participants**

CAMOSUN COLLEGE	CAMERA TRADERS	University of Victoria	Continuing Studies	Dave Hutchison Images
KERRISDALE CAMERAS	LONDON DRUGS	THE PRINT LAB	VICTORIA CAMERA SERVICE	BEAU PHOTO
QUIET LIGHT PHOTOGRAPHY	Simply	OPUS		


# CHICAGO ARCHITECTURAL FINE ART PHOTOGRAPHY WORKSHOP



SEP. 22-24, 2017

## Fusion of ART and ARCHITECTURE

Gaining from the opposing viewpoints of a realistic Architectural point of view, In contrast with an Artistic interpretation of reality.



*"The Chicago workshop was one of the best I've attended, and really improved my photographic skills and vision. Rick and Sharon's unique backgrounds and informal teaching style provide easy to understand and complementary insights into the art and science of photography. The small group style allowed participants lots of one-on-one instruction and assistance when out shooting. And Chicago is one of the greatest cities to photograph, whether your interest is architecture, cityscapes or street photography. Highly recommended!"*

Charles Zwirewich

SHARON TENENBAUM AND RICK HULBERT

DETAILS AT: [SHARONTENENBAUM.COM](http://SHARONTENENBAUM.COM)