



Image from a found roll of film in a Kodak Brownie Autographic No.2A. Courtesy of Goran Basaric. Photographer unknown.

Read the Film Department's article on developing found film, and see more found images on page 10.

## Beau Newsletter - May 2017

New Cameras/Lenses from Nikon, Hasselblad, Sony, Fujifilm • Sale on Manfrotto 190 and 055 Tripods • Used Nikon 35mm Scanners • The Holga Makes a Comeback • Found Film Time Capsules • Fujifilm Instax Square SQ10 Hybrid Camera • Understanding Album Design • more...

## DIGITAL

MIKE M.

### New Cameras & New Lenses!

Recently, there has been a bunch of announcements, so perfect fodder for our newsletter! Some months it is hard, with little in the way of cool new items to talk about, but that's not a problem this month...

#### NIKON

Nikon has introduced the **D7500**, a successor to the popular D7200. It borrows some of the D500's features, improves over the D7200



in many ways as well, however there are three limitations you should be aware of. Firstly, it only has a single SD card slot, versus the two that the D7200 had, there is no vertical grip accessory available, and the megapixels have taken a drop from 24 in the D7200, to 20 in the D7500. That said, it sounds like the D7500 basically has the D500 sensor in it, and that is a good thing since it has proven itself to have superb image quality.



Some of the other key upgrades the D7500 has over the D7200, are the ability to shoot 4K UHD video, a larger 50-shot 14-bit raw buffer, a tilting rear touchscreen LCD, the ability to use the WR-R10 wireless flash trigger, group area AF and more advanced 3D tracking, as well as up to 8 fps shooting speeds. The D7500 also uses some carbon-fibre in

its internal construction, making it lighter (and a bit smaller) than the D7200. However the D7500 has a slightly deeper grip than the D7200, so it should be more comfortable to hold for those with larger hands.

The D7500 will be available sometime in June at \$1,699, or as a kit with the 18-140mm VR for \$2,099.

#### HASSELBLAD

Hasselblad has pre-announced a few new lenses, scheduled for release later this year, for their compact mirrorless X1D system. There will be a **22mm ultra-wide**, a **35-75mm wide-angle zoom** and a **65mm normal lens**. Detailed specifications and pricing will be announced at a later date.

One another note, **we actually have the X1D-50c in stock at present**, as well as several of their lenses, so if you decide you want to get in on one of these new mirrorless medium format systems, there'd be no waiting time – instant gratification!

#### SONY

Two big announcements from Sony: first off the **ground-breaking new A9!** The A9 is "sort of" a successor to the A7II, but... not really. Basically, it is still a 24MP full-frame mirrorless camera with 5-axis sensor-shift stabilization, like the A7II, in a similarly sized body,

but that is pretty much where the similarity ends. The new A9 can shoot at a whopping 20 fps, with full focus-tracking, exposure adjustment, and absolutely no EVF blackout between frames! In addition, it can maintain this shooting rate for a whopping 241 frames, even if shooting raw! Dual SD card slots ensure flexible and reliable capture and now you get full 14-bit raw output, even when shooting with the silent, electronic shutter. The electronic shutter option also



allows for shutter speeds up to 1/32,000 second. ISO ranges up to 204,800.

The focusing system is seriously enhanced, offering an almost ridiculous 693 phase-detect focus points that cover 93% of the frame! A focus joystick now allows for quick and easy repositioning of the AF point, and a dedicated AF-ON button both help elevate the A9 to a true sports and high-speed action capable camera. Focus tracking is said to be very accurate and Sony is aiming for best-in-class tracking performance, so they are comparing it to the likes of the Nikon D5 and Canon 1DX Mark II, high standards indeed!

Of course UHD 4K video can be captured using the full image sensor width and high-quality 6K readout is used without pixel-binning, then scaled to 4K on-the-fly to produce video with superb detail and depth. You can also record Full-HD video at up to 120 fps at a 100 Mbps data rate, for excellent slow-motion footage.

The EVF boasts a 3.7 million dot OLED with a 120 fps refresh rate for a smooth and realistic viewfinder display. In addition, the EVF is capable of high brightness, for easier viewing outdoors and even has a fluorine coating on the optics, allowing for easier cleaning of smudges, dirt or fingerprints. There is a new battery too, with 2.2x the capacity of the older A7 series battery packs. If using an adapter with Sony's older Alpha mount (DSLR) lenses, focus is now said to be significantly faster, allowing for continuous shooting with focus tracking on the older lenses at 10 fps, once the LA-EA3 lens adapter gets a firmware update. The A9's body makes extensive use of lightweight, yet high-strength magnesium alloy and the lens mount has been beefed up with double the number of mounting screws, both of which improve rigidity and durability when using the camera with heavier tele lenses. In addition, the A9 features weather sealing at all potential water ingress points: buttons, dials, port covers etc. Speaking of ports, the A9 will also include an ethernet port with a built-in ftp server client for high-speed and long-distance tethered shooting at sporting or press events for example.

The tilting rear LCD is now touch enabled, including



allowing for "touch focus", there is a dedicated drive mode selector dial, a customizable "My Menu", a dedicated AF-ON, and there are 11 customizable buttons to which you can assign one of 72 different functions. In general, the

overall ergonomics and usability seem to have been significantly upgraded!

The A9 should be available starting May 25th at \$5,999. Clearly it's not an inexpensive



camera, but in the category that it's competing, against the high-end pro DSLRs, it is actually one of the less expensive offerings. We are taking pre-orders now for the A9.

The second announcement is for a new **FE 100-400mm f/4.5-5.6 OSS G Master zoom**. This new zoom is designed to keep up with the new A9 body, offering





swift AF, superb image quality with ED and Super-ED low-dispersion glass, aspherical elements, anti-reflection nano-coatings, a 9-bladed aperture for smooth bokeh, and a high performance image-stabilizer that works effectively with those bodies that do not have sensor-based stabilization. The new 100-400mm comes with a tripod mount and is also compatible with Sony's 1.4x and 2.0x teleconverters. In addition, the lens features a floating element focus group, allowing for surprisingly close focus of under 1 meter, for 1/3 life-size macro reproduction without requiring extension tubes. The new 100-400mm should be available at the very end of July for a price of \$3,399. We are also taking pre-orders for this new lens now.

## FUJIFILM

More medium format lens announcements, this time from Fujifilm for their new GFX medium format system. Coming later this year will be an ultra-wide

**GF 23mm f/4 LM WR**, roughly equivalent to an 18mm lens on a full-frame 35mm body. The price will be \$3,399 and it should become available sometime in June. The new 23mm will, of course, feature a dust & weather resistant design with 2x aspherical elements, one Super-ED lens and 3x ED lenses. It also uses modern Nano-GI coatings for flare-resistance and uses a linear-motor (LM) drive for fast and silent focusing.



The second lens that Fujifilm announced, is a **GF 110mm f/2 LM WR**, similar to an 87mm focal length on a full-frame SLR. This should be a fantastic, fast portrait prime with optics designed for smooth bokeh and minimal aberrations when shot wide open. It too has a weather and dust-resistant design, and fast and

silent LM autofocus. This lens will sell for \$3,599 and should also be available in June of this year.

On another note, I recently decided to purchase a **Special Edition Graphite X-Pro2** kit for myself. It really is a great looking camera, so if you have been wondering what one looks like in person, feel free to drop by and have a look at mine to see if the price difference over the regular X-Pro2 is worthwhile for you!

## CANON

Nothing in terms of new products from Canon to discuss, however keep your eye on our blog and on our next newsletter, since there will likely be some extra special upcoming deals to be had on a few printer models, including the 17" wide Pro-1000 and the 13" wide Pro-100...

## Sales and Rebates

### NIKON SALE!

Finally, for the first time in months, we see some aggressive Nikon rebates and sales prices back on pro-level gear! May will be the perfect time to gear up for the summer wedding season! **The following sale pricing applies until June 1st...**

D7200 Body - \$1,179 (save \$70)

D7200 Kit w/18-140 VR - \$1,549 (save \$180)

D500 Body - \$2,449 (save \$250)

D750 Body - \$2,199 (save \$250)

D750 Kit w/24-120 VR - \$2,899 (save \$250)

D810 Body - \$3,399 (save \$300)

AF-S DX 18-300mm f/3.5-6.3G ED VR - \$799 (save \$80)

AF-S FX 16-35mm f/4G VR - \$1,299 (save \$150)

AF-S FX 70-200mm f/4G VR - \$1,549 (save \$250)

AF-S FX 85mm f/1.8G - \$499 (save \$100)

There are also a few tied specials on lenses like the DX 18-140mm and the 70-300mm when purchased with selected bodies, as well as a few other DX body and lens rebates, but the above are certainly the most interesting ones!

PRICES EFFECTIVE APRIL 28, 2017 TO JUNE 1, 2017



# Spring

## SALES EVENT



Save on select Nikon bodies and lenses this Spring!  
Check out the details on great rebates in this newsletter.

BEAU  
PHOTO



## CANON SALE!

As usual, there are **many (many!)** Canon rebates, more than I can easily list here (so call for all the details), and they are running **until June 1st** this time. Here are the sale prices...

IDX Mark II Body - \$7,799 (save \$200)  
 5D Mark IV Body - \$4,399 (save \$100)  
 5D Mark IV Kit w/24-105mm IS II - \$5,549 (save \$400)  
 7D Mark II Body w/W-EI - \$1,799 (save \$450)  
 80D Body - \$1,349 (save \$250)  
 80D Kit w/18-135 IS - \$1,699 (save \$700)

EF 24mm f/2.8 IS - \$709 (save \$100)  
 EF 35mm f/2 IS - \$709 (save \$100)  
 EF 35mm f/1.4L II - \$2,139 (save \$290)  
 EF 40mm f/2.8 STM - \$179 (save \$110)  
 EF 50mm f/1.8 STM - \$149 (save \$40)  
 EF 50mm f/1.2L - \$1,699 (save \$260)  
 EF 85mm f/1.2L II - \$2,469 (save \$230)  
 EF 100mm f/2.8L IS Macro - \$1,039 (save \$170)  
 EF 500mm f/4L IS II - \$11,699 (save \$450)  
 EF 600mm f/4L IS II - \$14,949 (save \$570)  
 EF 11-24mm f/4L - \$3,499 (save \$550)  
 EF 16-35mm f/2.8L III - \$2,439 (save \$410)  
 EF 16-35mm f/4L IS - \$1,149 (save \$330)  
 EF 24-70mm f/4L IS - \$999 (save \$350)  
 EF 24-70mm f/2.8L II - \$1,999 (save \$560)  
 EF 70-200mm f/4L IS - \$1,429 (save \$190)  
 EF 70-200mm f/2.8L IS II - \$2,299 (save \$530)  
 EF 100-400mm f/4.5-5.6L IS II - \$2,599 (save \$370)  
 EF 200-400mm f/4L IS w/1.4x - \$14,299 (save \$550)

## FUJIFILM Pricing News

Well, there isn't a whole lot on sale with Fujifilm for May but, and it's a BIG but, **there is a price increase slated for May 15th**. At the moment, a lot of Fujifilm X-system gear is far less than in the US, after exchange rate is factored in, and Fujifilm Canada will therefore be bringing their pricing in line. Darn. So, despite the lack of rebates, you might want to **consider getting in on a last-minute purchase**, prior the

price increase, if there is something that you are currently interested in.

The only current (and not discontinued) interesting



products that are on sale for May are the X-T20 bodies and kits, both down \$50 from their regular pricing. X-T20 Body is \$1,149 and the kit with 18-55mm is \$1,549 until June 1st.

## NiSi Natural Light Filter (Teaser)

I just received my new NiSi Natural Light Filter; basically a "light pollution" filter that selectively filters out certain wavelengths of light, mainly those that are produced by city streetlights and so on. Having a blue tinge, it also acts as a "cooling" filter; allowing one to get nice looking cityscape shots when using daylight white-balance, or for those still shooting film, the far more common daylight balanced emulsions. It serves to really pop the colour subtleties in cityscapes! While you can get rid of the predominant orange glow by doing a different WB in post, that still doesn't have the same effect as using the NiSi filter. I have yet to test it for night-sky time exposures in light polluted skies, but it is also supposed to help those a fair bit. A more detailed review to come in the next newsletter!



First, a daylight WB shot without the NiSi filter; captured about an hour after sunset...



Now a shot with the NiSi Natural Light filter; with exactly the same settings used in Lightroom to process both images!

## PRO SALES

KEN S.

### Just Arrived



We just received our first shipment of the **Sekonic L-858 Speed Master** light meters. The new Sekonic L-858 is packed full of new features and improvements for photographers and film makers, but what makes this meter "Super-Cool" is that it is the first meter to offer the ability to measure flash duration.. Sekonic has packed so much in to this light meter; it could be the last light meter

you ever need. For an overview of the features please have a look at last month's newsletter or go to: <http://www.sekonic.com/canada/products/l-858d/overview.aspx>

**Sekonic L-858 Speed Master \$899.95**

### Manfrotto 055 and 190 Tripod Specials for the Month of May.

**Manfrotto 055 Pro w/ MHXPRO-BHQ2 Ball head**  
Sale \$369.95 Reg. \$450.95

**Manfrotto 055 Pro w/ MHXPRO-3W Pan head**  
Sale \$369.95 Reg. \$437.95

**Manfrotto 055 Pro 3 section Carbon Fibre tripod**  
Sale \$499.95 Reg. \$583.95

**Manfrotto 055 Pro 4 section Carbon Fibre tripod**  
Sale \$519.95 Reg. \$607.95

**Manfrotto 190 Pro 3 w/ MHXPRO-BHQ2 Ball head**  
Sale \$319.95 Reg. \$385.95

**Manfrotto 190 Pro 3 w/ MHXPRO-3W Pan head**  
Sale \$369.95 Reg. \$425.95

**Manfrotto 190 Pro 3 Aluminum tripod**  
Sale \$211.95 Reg. \$271.95

**Manfrotto 190 Pro 3 section Carbon Fibre tripod**  
Sale \$399.95 Reg. \$534.95

**Manfrotto 190 Pro 4 section Carbon Fibre tripod**  
Sale \$429.95 Reg. \$571.95

### New in Used

**Nikon CoolScan V ED**  
\$450.00

This is one of our ex-  
rental 35mm scanners,  
which is still in good shape.  
Comes with 35mm film  
holder and USB cord.



Current software for most computers is available through  
Siverfast and VueScan.

- 4000 dpi true optical resolution.
- Nikkor Extra-low Dispersion (ED) glass lens.
- Fast 38-second scanning. Direct film loading.
- USB 2.0 interface.
- 14-bit A/D converter.
- High-quality CCD sensor.

**Nikon CoolScan 5000 ED - \$1100.00**

Ex-rental 35mm scanner that is still in good shape. Comes  
with 35mm film strip holder; manual, USB cord. Current  
software for most computers is available through Siverfast  
and VueScan.

- 4000 dpi true optical resolution.
- Nikkor Extra-low Dispersion (ED) glass lens.
- Fast 20-second scanning. Direct film loading.
- USB 2.0 interface.
- 16-bit A/D converter.
- \*Multi Sample scanning\*, Better Shadow detail and  
Dynamic range than the Cool scan V,
- High-quality 2- line CCD sensor, Digital ICE4  
Advanced(TM) (Digital ICE Quad Advanced),

Will work with OPTIONAL: Roll film adapter SA-30 for up  
to 40 frames on an uncut roll of 35mm film. Not included.

## Price Drop in Used

### Used Nikon D4 - \$4000.00

was \$4400.00

This Nikon D4 is from our rental department. Gently used and in great condition the Nikon D4 is a FX-format, 16.2 megapixel camera that uses Nikon's fast EXPEED3 processor allowing it to capture up to 10 fps. It has outstanding AE/AF performance and full 1080p HD video. Combine that with cutting-edge metering and rugged body design this might be the perfect camera for you.



## Ex Rental Profoto packs

### Profoto 6a 2400 Pack - \$1400.00 was \$1600.00

Only 3 available

### Profoto 7b 1200 Pack

with 3 batteries

**\$1500.00**

was \$1700.00.

Only 1 available



All used packs come with a 30 Warranty

## Ex Rentals Dynalite AC/DC powered Uni400 head and 2 X Jackrabbit battery Kit - now \$700.00 was \$800.00



This portable versatile kit is great for the on location photographer. It provides a total of 400 w/s of power when plugged into your regular household outlet and 320 w/s when connected to the included Jackrabbit II battery pack. It offers up to 150

full-power flashes with a fully charged pack. As an added feature, you can power up to 2 Canon or Nikon flashes off the Jackrabbit battery pack when you are not using it with the Uni 400 flash.

## RENTAL NEWS

JASON K.

### Canon 5DmkIV

I have been using the Canon EOS 5DmkIV for a while now for my wildlife photography, and I must say I have been impressed by the improvements over its predecessor, the 5DmkIII! The higher resolution, wider dynamic range, small boost to 7fps, an improved AF system, and higher resolution rear LCD with touch are some of the things added to a familiar body. I have noticed the wider dynamic range in many of my photos in contrasty situations, where I can pull back highlights and recover shadows by a noticeable amount over my 5DmkIII, saving many shots.

One feature that I have found indispensable is the ability to shoot video in 4K, which is wonderful when shooting short clips of animal behaviour. One drawback to shooting 4K is that it eats up 4GB of data every minute(!), but the footage is very high quality. The rolling shutter effect that some users have complained about is not a factor for me, as I rarely pan, and I have my gear on a stable tripod.

The 5DmkIV also has GPS & WiFi chips, which are great for locating where I have shot a certain photo, and I can use the WiFi to transfer images to my phone and send them to friends & family almost immediately after I have taken the photo!

Our rental Canon EOS 5DmkIV comes with two batteries, two 64GB cards, battery charger and a card reader, all for \$200/day or weekend!





## Profoto Pro-10 Air TTL Pack



Have you tried out Profoto's new Pro-10 Air TTL packs yet? These new packs from Profoto have the power and speed to get through any shoot requiring high speed continuous shooting or short flash durations. With flash durations as fast as 1/80,000 sec, and continuous shooting speeds of up to 50 flashes per second, it is a studio powerhouse. Not only do the Pro-10's have speed, the packs also support Profoto's TTL remotes for TTL capability with Canon, Nikon, Sony and soon Olympus cameras! Also, certain Hasselblad Digital medium format cameras can be used with the Nikon version of the remote with TTL!

\$160/day or weekend

## Hasselblad X1D System

This is Hasselblad's new mirrorless medium format camera system. It is less than half the weight of its larger full sized siblings, but does not give up any of the quality! It is of a compact & ergonomic design which feels wonderful in one's hands. I have taken out the X1D and shot with it and I have found it to be a very satisfying camera to use. The X1D can also be used with Nikon Speedlights



and also with the Nikon version of Profoto's Air Remote TTL transmitters when using Profoto's line of Air & Air TTL strobes for the ultimate in versatility.

\$350/day or weekend, with your choice of 45mm f3.5 or 90mm f3.2 lens.



Image and detail from X1D - Jason Kazuta

## Hasselblad H6D-100c

This is the Big Kahuna of them all. 100 megapixels. In 16 bit capture. If you want the highest quality files & prints, this is the way to go - the detail captured is astounding! For the discerning fine art, landscape & studio photographer, the H6D-100c will enable you to shoot the highest quality file possible. We have a selection of Hasselblad lenses from 35mm f3.5 to a 150mm f3.2 for all of your photographic needs!

\$500/day or weekend, kit includes 80mm f2.8 lens.

## BAGS ETC!

MEGHAN S.

### The Holga is back!



After the announcement that the Holga was no longer being made two years ago...it's back! The 120N, the medium format version of the Holga, has been resurrected from the dead and will be available to the masses once again. The molds thought to have been destroyed were obtained by another manufacturer and are back in production.

The Holga made its debut in 1982 as an inexpensive option to make photography available to more people in China where it was first introduced. Its plastic body and simple meniscus lens make it light-weight and easily portable. It has since gathered quite the cult following around the world,



as its sometimes unpredictable results including, light leaks, vignetting, and blur became part of its charm. Often you will see this effect imitated with various apps, but there is still something about the quirky look of film out of a Holga that can't quite be replicated!

We still have a large range of stock of the Holga cameras in various types, including the original 120N. We also have the 135 in both pinhole and regular versions as well as the 120 pinhole and pinhole wide. We also have the original 120 with flash in the 120CFN (colour flash) and 120FN (regular flash.)



135 - \$51.10  
120N - \$41.43  
120FN - \$48.33  
120CFN - \$55.24  
Pinhole 120 - \$27.64  
Pinhole wide 120 - \$78.73  
Pinhole 135 - \$33.83

### Fujifilm Announce the Instax Square SQ10 Hybrid Instant Camera!

Fujifilm has added another exciting camera to their Instax line up and this time they're going SQUARE! The SQ10 prints to a new square format that is 2.4" x 2.4", which will make many square lovers rejoice. A throwback to the much loved square format of the classic Polaroid image, this new format for Fujifilm is sure appeal to those who love that Polaroid look but enjoy the creative aspects of editing in camera and the stability and consistency of the Instax film.

Aside from the fun new square format, the hybrid feature





of this camera is also very intriguing. It allows you to review your images on the 3" LCD screen on the back, like a digital camera, and edit them before selecting them to print out on the Instax film.



You can also apply one of the 10 creative filters to your image before printing and you can print them as many times as you like! You can even use the split display and print images together as a collage. Aside from printing your photos, there is the option to save your images to the internal memory or to a micro SD card so you can transfer them to another device for use on social media as well. Other exciting features are AE/AF lock that lets you choose which subject to focus on before you compose your shot, a double exposure mode (a feature longed for by many classic Polaroid shooters!), bulb (long) exposure mode, self-timer and built in flash with 5 adjustable settings.

Launch date for the new Instax SQ10 Hybrid Camera is May 19th, 2017! This item will currently only be a special order: \$369.99




## Film / Analogue

NICOLE L-D.

### Camera Time Capsules

Recently a regular customer of ours, Goran Basaric, developed an old roll of 116 film he found in a camera he purchased. I love the surprise of an old roll of film so I asked if he'd share with us!

"A few years ago my son Philip, who is a Kodak Brownie collector, got a box full of old film cameras from our friend. Among them was this Kodak Brownie Autographic No.2A with a #116 type Kodak Verichrome Pan film still inside. The film was most likely exposed in the 50's or the 60's. Somebody recognized a 1953 Dodge Regent station wagon from one of the pictures.



On the back of the camera the red filter window was missing and paper backing was so long exposed to the light that it bleached the paper's original color without affecting the latent image. Just an amazing quality of old Kodak film.

We have no idea where these pictures were taken or who the kids were. The previous owner of the camera doesn't know anything about it either. The only clue is this detail - possibly a model of the car - "Regent"? There is a good chance that pictures are taken somewhere in British Columbia. The big mountain range behind the girl reminds




me of eastern BC. Well, the kids deserve to have those pictures finally delivered – voilà."

Goran also included his developing method:

"Processing of old #116 Kodak Verichrome Pan film: For processing I used this set up of Paterson reels to accommodate the film

width of 70mm. After 60-70 years of sitting in the camera film of this age is extremely dry and brittle. It almost has the strength of a coil. Be extremely careful and wind film onto the reel very slowly. Before loading film to the reel, clip corners of the film to make loading easier, as with any other 120 film.



I did pre-wet the film for 4 min before developing, just to soften the emulsion a bit. Then I used Kodak HCl 10, dilution H for 8min at 20C with regular agitation (30 sec. first minute and for 10 sec. every minute after). Regular plain water stop, fixer and Ilford archival film washing sequence after that."



While looking at Goran's photos of his Kodak No.2A I realized it was the very same Kodak Brownie Autographic No.2A model my Aunt Barb had given me last summer; it had been my Grandpa's. This Kodak No.2A also had a shot but unprocessed roll of 116 film in it. This film was a bit trickier as it was colour, which tends

to age badly, however my friend Troch battled it out and we got thin detail on some VERY dark green negatives. Then Kathy used her wizardry in post process to correct it enough to see some detail. (My wizardry was really just to scan the negative with as much detail as possible using the positive film option. I then invert it in photoshop, turning the negative into a positive, and make a channel mixer adjustment layer. Make sure monochrome is checked and then play with the channels to filter out the extreme colour cast that is a result of the film being so old. This brings out the contrast and detail in the image. Make other adjustments to the curves and levels as needed afterwards. - k) Turns out the photos in Grandpa's camera were anticlimactic, not as cool as Goran's! Also, none of my family



members recognized the person or dog in the pictures. Perhaps my Grandpa bought the camera used with the roll of film in it.

In the spirit of 'found' rolls, I found this roll of colour



I27 in a box camera I purchased a while ago... can't quite remember which one.... it could be a hint that my I27 collection has grown a little to large. Troch also processed this film for me. It had aged into a fine electric magenta colour, however this time there was a little more information left. Again Kathy used her wizardry in post process to correct it back to the realm of the living. These photos were pretty cool, a small child all gussied up!



## Folding Medium Format Cameras

One of the more unique I20 cameras we have in the consignment dept. is the KMZ made Moskva – 5. It is a rangefinder camera made by KMZ that takes I20 film. Its design



was borrowed from the Zeiss Ikon Super Ikonta cameras. With this camera you can shoot 6x9 or pop in a mask and shoot 6x6. We took it out and shot a few pics on a roll of Fuji Provia, I particularly like this one of the two chairs.

**Moskva-5 I20 camera - \$210**

The store now has a new assortment of folding cameras, both I20 and 620, all on consignment. One of these is a Agfa Ansco Viking 620 folding camera. This camera is fully functioning and has quite the range of aperture ( 7.7, 11, 16, 22, 32) and shutter speed (T, B, 100, 50, 25) settings. There are also a pair of folding **Zeiss Ikon Stuttgart I20 cameras**. These types of cameras are a great segue into



the world of medium format shooting. They have good aperture variation, though the fastest aperture is still only 6.3, they go through 8, 11, 16 and 22. The shutter speeds range from B, 25, 75 and 200. **\$70 - \$80**

## Agfa Scala Re-visited

I've been cross processing my Agfa Scala stock in B&W negative chemicals for quite some time. About three years ago I had saved two rolls of significance, my intent was to ship them to .dr5, a shop in Iowa that processes B&W reversal film, and have them processed how Agfa intended - in black and white transparency chemicals. However finding someone to share the shipping expense with proved difficult, and when I finally did find someone to share postage with, we found dr5 was closed till Dec 2016. Finally, earlier this year we shipped out our four rolls and waited patiently for them to arrive home! When they finally



returned it was worth the wait, old camping trip images all silvery and luminous. I'm in love with this film and wish there was more of it still in the world! If you have any Scala lingering I highly recommend sending it to dr5 for good processing at a fair price.

<http://www.dr5.com/>

Looking for darkroom space?  
Here are some options for you...

## Community Darkroom in Vancouver



### West End Photographic Society @ West End Community Centre

B&W film processing and printmaking: 35 mm to 4x5.

Monthly meetings that focus on sharing work and  
exploring a variety of darkroom techniques.

Please contact us at **[darkroom.weps@gmail.com](mailto:darkroom.weps@gmail.com)**  
Website: **[westendphotoclub.ca](http://westendphotoclub.ca)**



# CINEWORKS ANNEX DARKROOM

---

Artist-run analog facility for  
Cineworks members

Member darkroom rentals:  
\$5 /hour, \$40 /day, longer periods available  
Orientation required before use

---

Durst 4 x 5" black and white enlarger  
Beseler 35mm colour / B&W enlarger  
Daylight processing tanks  
Chemistry tempering bath  
Tray Line for printing up to 16 x 20"  
Motion picture hand / machine processing  
Black and white chemistry included

The Ironworks Building @ 235 Alexander Street (use buzzer in west laneway for entry)

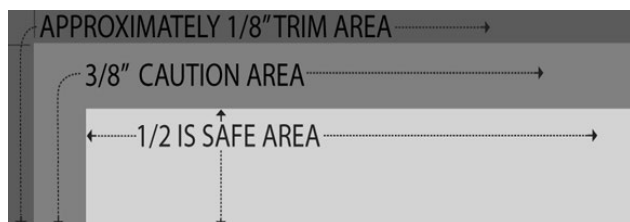
## RENAISSANCE ALBUMS

SIMON B.

### Understanding Album Design Language

When designing albums, or even wall prints, it's crucial to understand what specifications your files should be saved to. You will discover that many different photo labs and album makers have their own recommendations and it's important to keep within those guidelines to ensure your printed photos look the way you designed them.

#### Bleed Area and Safe Zones




When a lab creates an album, the pages are stacked together and then they are all trimmed at once so the pages line up equally. The section of the page that is trimmed is named the 'bleed area'. Many design software manufacturers also use the term 'safe zone'. The safe zone is the area of the page that is "safe" to place important parts of your photograph as it is not going to be cut or trimmed. When placing a photo beyond the safe zone you risk losing some of the image when the album is bound. Renaissance Albums advise all prints will be trimmed a minimum of 1/16" to a maximum of 3/8" from the 3 outer sides of each page. For design elements near the page edges (borders, text, cropped photos, etc.), allow approximately 1/4" to 1/2" from the edge of the page.

#### DPI (Dots Per Inch) (DPI.jpg)

Every photograph is made up of pixels. When a photograph is printed the printer projects or lays down those pixels onto the paper to create your photograph. The more pixels (and the closer together they are), the clearer and sharper your photograph will appear. It is important to understand, and to keep within your lab's recommendations consistently across all the photos used in the album design. Renaissance

Albums recommends: high resolution .JPG image files – 300 dpi (up to 20 MB per file).



#### Colour Space or Colour Profiles

Colour profiles are used at every stage of the process: photographing, editing and printing. Being confident that what you see on your monitor screen translates to your final prints is crucial. Renaissance Albums colour profiles for soft proofing can be downloaded from <http://www.renaissancealbums.com/faq/color-calibration/>. The ICC profiles are easy to install and allow you to view a true colour representation while you're editing. This preview is only possible if you have a calibrated monitor. To calibrate a monitor you will need a calibration tool such as Datacolor's Spyder5 Pro (priced at \$269.95). This is a



device that sticks to your monitor and adjusts the colour to your desired colour profile. Mike Mander wrote a blog on how to use a colour profile a few years ago. Here is a link for more information: <http://www.beauphoto.com/frames/digital/news/printing.html>

<http://www.beauphoto.com/frames/digital/news/printing.html>

Renaissance albums are happy to provide test prints for \$15/set to help you check your colour workflow. Feel free to send us some files and we can have your samples printed. Ask us for details.

## PRESENTATION PRODUCTS

BARB B.

With any luck at all, our April 'showers' will give way to May flowers and we'll be able to put this dreadful Winter/Spring behind us. I appreciate the terrific response to my recent 'anything to order for Spring' memo. Most of your requested supplies have arrived and been delivered and the balance is expected shortly.

Graduations are coming up fast so I'll remind you that I can order a number of different styles of mounts for diploma and/or photo presentation.

### AGT's 'Keepsake'

Folio is a sturdy vinyl cover which is special-ordered complete with either acetate sleeves or mats for



single or double presentations.

Sizes available:  
11x8.5, 12x12,  
13x10, 14x11. If  
the school wants

their covers personalized with their crest, these covers can be imprinted; please contact me for details. Folio colours available: black or very dark blue. If you order them with mats, you have a choice of a black, gold, or silver key line.

AGT also manufactures Vancouver Easels and Vancouver Folders. We stock Vancouver Easels (black with gold key line) and Vancouver Folders (black with black key line), but I can also order brown, white, or soft grey outside/matte white inside. Key line foil colours available: black, gold, and silver.

If your clients already have a die on file with this factory, Imprinted orders can be completed very quickly. If not, please contact me without delay as we need about 4

weeks to create the die and manufacture and stamp the mounts while allowing enough time to ground ship to Vancouver for best economy. If expedited shipping is required to ensure they arrive in time for presentation, I can get estimates for you.

To create a die, the manufacturer requires correctly sized, camera ready, black & white artwork with no half-tones or shading; .eps or Vector files are preferred. Please note: if the logo has multiple colours, it's a separate die and strike charge for each colour.

Tyndell's T-50 mounts are similar to AGT's Vancouver Folders, but made from recycled materials. These can also be customized, but about two additional weeks are required for imprinting and delivery.

We still carry the TAP Customview Folios in limited quantities since no equivalent item is available. If this is what you'd like to present, please let me know as soon as possible since it's about 4 weeks from order to delivery.



It always fun to see where in the world our Beau swag ends up. As you can see, last month, Margo made good use of some of her gear in totally awesome Iceland.



SOULmate  
productions  
*presents*

# UNSCRIPTED

STREET . PHOTOGRAPHY .



## STREET PHOTOGRAPHY 101

THE WORKSHOP BY ALLAN FLORENDO

A 2-DAY HIGH IMPACT WORKSHOP WHERE YOU LEARN:  
COMPOSITION TECHNIQUES, VISUAL STORYTELLING  
AND LOTS OF WALKING AND SHOOTING

MAY 20 -21, 2017

VANCOUVER

\$295 to register pls txt 604 3650077  
or email [william@soulmatepro.com](mailto:william@soulmatepro.com)

Proudly Sponsored by




# CHICAGO ARCHITECTURAL FINE ART PHOTOGRAPHY WORKSHOP



SEP. 22-24, 2017

## Fusion of ART and ARCHITECTURE

Gaining from the opposing viewpoints of a realistic Architectural point of view, In contrast with an Artistic interpretation of reality.



*"The Chicago workshop was one of the best I've attended, and really improved my photographic skills and vision. Rick and Sharon's unique backgrounds and informal teaching style provide easy to understand and complementary insights into the art and science of photography. The small group style allowed participants lots of one-on-one instruction and assistance when out shooting. And Chicago is one of the greatest cities to photograph, whether your interest is architecture, cityscapes or street photography. Highly recommended!"*

Charles Zwirewich

SHARON TENENBAUM AND RICK HULBERT

DETAILS AT: [SHARONTENENBAUM.COM](http://SHARONTENENBAUM.COM)