

Happy Canada 150th



From all of
us at Beau!

Image ©MikeMander

BEAU
PHOTO

Beau Newsletter - July 2017

Hasselblad Promo • Canon and Fujifilm Rebates • New Lenses From Nikon and Fujifilm GFX • New TetherTools Case Air Wireless Tethering • Save on Pocket Wizard, Phottix Triggers • Used Lighting • New Manfrotto Roller Bag • 20 Stop ND Filters From NiSi • Used Plaubel Makinette on Consignment • more...

DIGITAL

MIKE M.

Hasselblad PROMO!



Some news that came just a little too late to make it into our June newsletter was that **Hasselblad has a promo with reduced pricing on their H6D-50c** medium format digital camera, now down to \$24,899 CDN (at the current exchange rate), which is an \$11,000 savings compared to the regular price of \$35,899, and that's savings before taxes! This is very nearly as good as some of the former trade-in/upgrade prices, but now you don't need an existing Hasselblad system to trade in! For the moment, we have not received an end-date for this promo, however you should take advantage of this super-hot price while the promo is running!

Canon Rebates

As usual, Canon has continuing rebates, this time though until August 3rd. Here are some of the choicer ones...

- 5D Mark IV Body - \$4,399 (save \$100)
- 5D Mark IV Kit w/24-105mm IS II - \$5,549 (save \$400)
- 7D Mark II Body w/W-EI - \$1,999 (save \$250)
- 80D Body - \$1,499 (save \$100)
- 80D Kit w/18-135 IS - \$1,999 (save \$400)
- EF 24mm f/2.8 IS - \$709 (save \$100)
- EF 35mm f/2 IS - \$759 (save \$50)
- EF 35mm f/1.4L II - \$2,209 (save \$220)

- EF 40mm f/2.8 STM - \$239 (save \$50)
- EF 50mm f/1.2L - \$1,759 (save \$200)
- EF 85mm f/1.2L II - \$2,469 (save \$230)
- EF 500mm f/4L IS II - \$11,699 (save \$450)
- EF 600mm f/4L IS II - \$14,949 (save \$570)
- EF 11-24mm f/4L - \$3,649 (save \$400)
- EF 16-35mm f/2.8L III - \$2,599 (save \$250)
- EF 16-35mm f/4L IS - \$1,299 (save \$180)
- EF 24-70mm f/2.8L II - \$2,279 (save \$280)
- EF 70-200mm f/4L IS - \$1,379 (save \$240)
- EF 70-200mm f/2.8L IS II - \$2,299 (save \$530)
- EF 100-400mm f/4.5-5.6L IS II - \$2,549 (save \$420)
- EF 200-400mm f/4L IS w/1.4x - \$14,299 (save \$550)

- Speedlite 600EX II-RT - \$599 (save \$100)
- Speedlite 430EX III-RT - \$299 (save \$80)
- Speedlite ST-E3-RT Transmitter - \$299 (save \$80)

Nikon Specials & Announcements!

Nikon still has a great deal ongoing for **buyers of the D750 and D810 bodies or kits. For purchases between June 23rd and July 13th, get a FREE battery grip with your body!** This is a **MAIL-IN offer and you can register your purchase on Nikon's website** and they will send you a free battery grip! This free battery grip has a retail value (before taxes) of \$599 for the MB-D16 (D750) and a whopping \$749 for the MB-D12 (D810)! However, if you bought your D750 before the promo started, we have a great price on in-stock MB-D16 grips: regularly we have them at \$579 but for July, they are on sale for \$459 while stock lasts!

Also, the rebates on the D750 and D810 bodies or kits are continuing until July 13th as well. So, the D750 body is only \$2,199 (regularly \$2,449) and the D810 body is \$3,399 (regularly \$3,699).

In addition until July 6th, the D500 is still on promo at \$2,449 (regularly \$2,699) and lastly, these lenses are still on sale until July 6th as well...

- AF-S FX 14-24mm f/2.8G - \$2,099 (save \$270)
- AF-S FX 24-70mm f/2.8G - \$1,949 (save \$300)

AF-S FX 70-200mm f/2.8E FL VR - \$3,199 (save \$400)

AF-S FX 300mm f/4E PF VR - \$2,299 (save \$300)



As far as announcements go, there are several! **Nikon has introduced a new AF-S 28mm f/1.4E ED**, slotting in between the existing excellent AF-S 24mm f/1.4G and AF-S 35mm f/1.4G lenses. The new Nikkor is continuing on with the tradition of providing electronic aperture control, so those with older film

bodies, won't be able to use this new lens. I am guessing that going forward, the electronic aperture control will be used on all new high-end full-frame lenses and apart from some compatibility concerns as mentioned, I believe this will be a very good thing for long-term reliability and consistency of exposure. The new "gold-ring" pro-series Nikkor 28mm f/1.4 should have incredible optical performance and will be priced at \$2,599. It is available to order now!

The next interesting lens that was just announced is the **AF-S 8-15mm f/4.5-5.6E ED Zoom Fisheye!** This lens can go from

providing a full 180 degree circular frame on an FX body, to a full-frame rectangular 180 degree diagonal on a DX or FX body. It is also every bit a gold-ring professional lens with all the benefits such as nano-crystal coatings, weather-sealing, aspherical elements and such. The image quality should be stunning and price-wise, the new 8-15mm fisheye zoom will be \$1,649 and is available to order immediately as well!



Lastly, for those shooting DX bodies, there is an affordable new ultra-wide zoom, the **AF-P DX 10-20mm f/4.5-5.6G VR priced at a mere \$399!** With 3.5 stops of VR, a



minimum focusing distance of 0.22 meters and an AF-P focusing motor for fast and quiet AF during video, this new lens could prove to be quite a popular ultra-wide-angle zoom! As with the others, it is also available to order now...

Fujifilm Rebates

This month, there are some Fujifilm rebates that continue from June and end on July 20th, as follows...

X-Pro2 Body with Instax Share SP-2 Printer - \$300 savings!

X-T2 Body or Kit with VPB-XT2 Power Grip - \$350 savings!

Also, the VPB-XT2 Power Grip, when bought on its own, is \$100 off.

Fujifilm GFX News

By the time you read this, we should have Fujifilm's new GFX lenses in stock, the GF 23mm f/4R LM WR and the GF 110mm f/2R LM WR. I had an opportunity to briefly test these two lenses a couple of weeks ago and they performed more or less as I had expected. In other words, fantastic image quality with great control feel and ergonomics. The 23mm has virtually zero barrel distortion, just the slightest hint, so very minimal potentially image-degrading software correction is required to achieve perfectly straight architectural shots. Despite being an f/4 lens, with the bright EVF of Fujifilm's mirrorless medium format body, there are no issues with a dim viewfinder display. The 110mm will make a fantastic portrait lens, with creamy bokeh and a wonderful DOF falloff behind your subject, allowing for superb isolation from busy backgrounds. As a reminder the 23mm lens will be priced at \$3,399 and the 110mm will be \$3,599. Available now!

PRICES EFFECTIVE JUNE 2, 2017 TO JULY 6, 2017



Spring

SALES EVENT



Sale pricing for the D750 and the D810 is extended until July 13th!
Also check out this newsletter for the FREE grip promo for those bodies.

BEAU
PHOTO

LEXAR News

In a recent surprise statement, Micron, which is the parent company of Lexar, **stated on their blog that they were discontinuing their Lexar removable media storage business!** While I haven't heard an official statement from the Canadian Lexar distributor, I take this to mean that all of their memory card products, card readers, workflow docks and so on will soon be discontinued. If you want to read why, read more on their blog posting.

We still have decent stock on many Lexar items, but I think that as we sell through, even if we can still source Lexar, we will be looking at alternative high-end memory card products, perhaps from SanDisk, Delkin, Kingston, Hoodman, Panasonic and for XQD (for those with Nikon D4 and D5 bodies), the only option I am aware of will be Sony, which we can source now. At this point, I need to do some research on the various manufacturer's warranties, speed and compatibility, pricing, stock levels, shipping times etc.

Speaking of warranties, that of course is now a big question with respect to Lexar, and I will be awaiting clarification from our supplier and/or Lexar-Micron directly. Most Lexar products have a limited lifetime warranty, but if the company is going away, one can't be sure of how card replacements will be handled in the future.

Personally, I feel that memory cards, apart from the highest speed and largest capacity, are so affordable these days that if a card dies on me after a couple of years, I'll just shrug and toss it out, feeling that it is not worth the effort to replace. Usually after a few years, older cards will feel cramped and slow anyway, and I'll want to upgrade to the latest and fastest cards. Of course if a card dies shortly after I've bought it, well that's a different story! While there have been some issues with Lexar cards, some of which comes down to very heavy use and/or some abuse (like never using protective cases), they have proven, at least in my case, to generally be reliable. I have never had an issue with any Lexar CF or SD card that I've ever bought, going all the way back to 2004. I still have my five 256MB CF cards (almost

\$400 each!) that I bought back in 2004, which I used with my Canon PowerShot Pro I, and they still work fine in that camera!

Stay tuned for next month's newsletter, where I will hopefully have more information to share on the Lexar situation. Or, just call me and discuss before then if you like...

RENTAL NEWS


JASON K.

Featured Rental Item - Profoto Magnum



As light modifiers go, there are not too many that are as popular as the Profoto Magnum for both in studio and outdoor shoots. As with a large percentage of Profoto light modifiers, the Magnum can be zoomed on the head utilizing Profoto's unique zoom function. This allows one to shape

the light by simply sliding the Magnum back & forth on the head, and as Profoto heads have a handy scale printed on the side, it is easy to determine the perfect effect your shoot requires. For instance, at position 4, the Magnum will give you a 50 degree light spread. At position 8 it will give a 35 degree light spread with its characteristic bold, punchy light with a slight hotspot in the centre and a smooth falloff. The magnum is especially popular with outdoor shooters with its efficiency, allowing a net gain of 1~2 stops. Come try it out on a shoot today! **\$10/day or weekend**



PRO SALES

KEN S.

Tether Tools

Did you know Beau Photo has been carrying Tether Tools products for almost a year now? We have a great selection of tethering cables and accessories including Tether Tables. We are also happy to order in any Tether Tools products that we do not stock.

New at Beau Photo: Tether Tools Case Air Wireless Tethering System



The Case Air Wireless Tethering System is the world's smallest and lightest camera controller. Designed to meet the needs of professional, on-the-go photographers, the Case Air allows you to wirelessly tether to an iOS, Android, or Windows smartphone, tablet, or PC and control just about every camera function including focus and exposure settings.

Key features include a wireless range of 150 feet (45m); connects via ad-hoc or wireless network; compose images with live-view and tap to focus; Pinch-to-Zoom to check critical focus; control creative zones such as aperture, shutter, ISO and more; bracketing, bulb timer; focus stacking and HDR, advanced time-lapse shooting; capture video, control settings and monitor; share images and video socially

directly from the app; built-in mounting options for hot shoe or secure with lanyard.

Tether Tools Case Air Wireless Tethering System \$246.95

Manfrotto Monopod Sale

We have limited quantities of Manfrotto video and photo monopods on sale. Monopods help stabilize your camera from excessive shake, especially when using long lenses. Manfrotto video monopods have a fluid head in the base allowing you to make fluid pans and create dramatic effects such as mimicking a low crane shot.



Manfrotto Fluid Video Monopod 560-1B with 2 way head - Sale \$185.00 Reg. \$207.95

Manfrotto Fluid Video Monopod 562B with quick release adaptor and sliding plate - Sale \$225.00 Reg. \$286.95

Manfrotto Fluid Video monopod MVM500A with Video head for smooth tilts - Sale \$ 339.00 Reg. \$389.95

Manfrotto Photo monopod MMXPROA4 Aluminum 4 Section photo monopod Sale \$89.00 Reg. \$119.95

* Limited quantities and on in store stock only

Noblex for Summer!

Noblex Super Wide PRO 6/150 U

Want a unique Camera for your summer shooting? Looking for an amazing medium format camera? The Noblex Super Wide PRO 6/150 U is it.

NOBLEX cameras are film cameras that expose the film by rotating the lens 360°



for one exposure. The film rests on the curved film plane, and is exposed through the constant shutter slit. During the first half of the rotation the lens drum is accelerated to a constant speed insuring absolutely even exposure of the film during the second half of the rotation. This results in distortion free photographs with an angle of view of 146° when using a NOBLEX PRO 6/150. What makes these pictures stand out are their remarkably even edge to edge illumination and unsurpassed sharpness. This camera was recently serviced to make sure it is fully functional. This item is new in its original box but please note the rear battery doors are missing.

Noblex PRO 6/150 U Regular \$4255.00
Clearance - New Lower price! \$2000.00

Phottix Odin Twin Pack Summer Sale

The Phottix Odin TTL Twin pack consists of an on-camera transmitter and control unit (TCU) and 2- receiver units for compatible hot shoe flashes. The Odin offers photographers four wireless channels and three flash control group designations. Flashes can be controlled in TTL ratio modes A:B with EV +/- adjustments of three stops.

What makes the Phottix Odin unique is the ability to designate groups in TTL/Mixed mode. Individual groups, A, B, C, can also be controlled in TTL mode with EV +/- (3 stops in 1/3 stop increments). Groups can also be set to manual mode, adjusting power levels remotely, or turned off. Flash head zoom can be adjusted as photographers adjust their lenses. Flash zoom can also be easily adjusted manually and set statically from 24 to 105 mm. The Phottix Odin system can also be used to trigger compatible non-TTL flashes and studio strobes.

The four-channel, 2.4 GHz, transmitter and receiver units work at ranges of more than 100 meters and accept AA batteries.

Other Features

- Wireless 2.4GHz. TTL and Manual Flash Triggering
- Mix TTL and Manual flash – fire some groups in TTL,

others as manual.

- High speed sync – shutter speeds up to 1/8000 sec.
- Second curtain sync functions
- Compatible with Phottix Strato 4-in-1 and Phottix Strato II Multi 5-in-1 Wireless Triggers.
- Upgradeable via built-in USB port.

Odin TTL Twin Pack for Nikon - Sale \$299.00 Reg. \$429.95

* Limited quantities

Save on PocketWizard!

Now extended
until July 31, 2017.

Save on your
PocketWizard
purchases. These
are instant rebates,
so no hassles with
mail in rebates.



Come in now and get ready for some great summer photography.

DESCRIPTION	POCKETWIZARD PRODUCT NAME	INSTANT REBATE CAD \$
AC3 Zone Controller for Nikon	PW-AC3-N	\$ 10
AC3 Zone Controller for Canon	PW-AC3-C	\$ 10
AC9 AlienBees Adapter for Nikon	PW-AC9-N	\$ 10
AC9 AlienBees Adapter for Canon	PW-AC9-C	\$ 10
Power ST4 Receiver for Elinchrom	PW-ST4-FCC	\$ 15
PlusX Transceiver	PW-PLUSX-FCC	\$ 15
Power MC2 Receiver for Einstein E-640	PW-MC2-FCC	\$ 15
Plus III Transceiver- Black	PW-PLUS3-FCC	\$ 15
Plus III Transceiver- Yellow	PW-PLUS3-FCC-YELLOW	\$ 15
FlexTT5 Transceiver for Canon	PW-FLEX-C	\$ 20
FlexTT5 Transceiver for Nikon	PW-FLEX-N	\$ 20
MiniTT1 Transmitter for Canon	PW-MINI-C	\$ 20
MiniTT1 Transmitter for Nikon	PW-MINI-N	\$ 20
PlusX Transceiver 2-Pack	PW-PLUSX-FCC-2	\$ 20
Plus IV Transceiver	PW-PLUS4-FCC	\$ 20
Plus IV Bonus Bundle 3	PW-PLUS4-BB3-FCC	\$ 30
TTL Super 4-Pak for Nikon	PW-TTL-4PK-N	\$ 30
TTL Super 4-Pak for Canon	PW-TTL-4PK-C	\$ 30
Plus IV/III Bonus Bundle 4	PW-P4P3-BB4-FCC	\$ 35
TTL Super 5-Pak for Nikon	PW-TTL-5PK-N	\$ 35
TTL Super 5-Pak for Canon	PW-TTL-5PK-C	\$ 35

Sale on GoPro Accessories

We have great in-store specials on our GoPro accessories.

25%- 50% off all in-store GoPro accessories!

Drop by the store to see these deals.

Lensbaby Sale

There is no better time to come in and purchase a Lensbaby. We have some amazing prices on Lensbaby products. Selection is limited so call or come in for these great deals.

Cinevate Clearance

Cinevate Cyclops w/ Articulating mount. (2 only)

Reg. \$539.95 Sale \$440.00 Save \$100.00

Cinevate Cyclops grip kit (3 only)

Reg. \$102.95 Sale \$53.00 Save \$50.00

Cinevate All Terrain upgrade (2 only)

Reg. \$216.95 Sale \$116.00 Save \$100.00

Cinevate DSLR Core Package (1 only)

Reg. \$2594.95 Sale \$2140.00 and receive a Cinevate core DSLR Bag at no cost! That's a \$260.00 Value

Cinevate Durus Follow Focus 15mm. (2 only)

Reg. \$1225.95 Sale \$799.00

25% off on sale on all other in stock Cinevate items *does not apply to Duzi products*.

Used Lighting, Now Even Lower Pricing!

Ex-Rentals Dynalite AC/DC powered Uni400 head and two Jackrabbit battery kits - \$600.00

This versatile kit is great for the on location photographer who wants a portable lighting solution. It provides a total of 400 watt/seconds of power when plugged into your regular household outlet, and 320 watt/seconds when connected to the included Jackrabbit II battery pack. It offers up to 150 full-power flashes with a fully charged pack. As an added feature you can power up to 2 Canon or Nikon flashes off the Jackrabbit battery pack when you are not using it with

the Uni 400 flash. Flash specific cables are required.

Ex-Rentals Visatec

Litepac 2 head kit.

\$800.00

This lightweight and compact LITEPAC battery 600 w/s lighting kit is ideal for the photographer on the go. The battery pack weighs only 6 kg, and is smaller than most camera bags. Its sturdy construction and easy to use design make it an ideal lighting kit for the wedding, location and fashion photographer. At full power, LITEPAC yields up to 200 flashes in quick-charging mode, or 280 with slow charging (at minimum power up to 4,200 flashes per charge are possible).

Includes:

1 - Visatec Litepac battery generator, 2 Visatec LPI Strobe heads, 1 head extension cable, 1 rechargeable battery, 1 carrying case, 1 charger and 1 spare battery chamber.



Profoto Packs

Our Rental department is selling off some of our older Profoto packs. All used packs come with a 30 day warranty. Selection is limited so come in soon.

Profoto 6a 2400 Pack \$1300.00 - 3 available

Profoto 7b 1200 Pack with 3 batteries \$1300.00 - 1 only



BAGS ETC!

MEGHAN S.

Manfrotto Pro Light Reloader-55 Rolling Case



New from Manfrotto is the Pro Light Reloader-55 Rolling case. This new rolling case replaces the Pro Roller 50. The new Reloader-55 is a bit larger than its predecessor and holds a few more lenses, flashes or other similarly sized accessories. It will hold 3 DSLR bodies and 8 lenses, or various combinations thereof. It can also now hold larger lenses too! You can carry a DSLR (grip attached) with 400mm f/2.8, a 200-400mm f/4 or a detached 500mm f/4. The internal dividers are easily customizable, making this a great roller for pro DSLR shooters or video shooters... or both! Manfrotto's smart Camera Protection System built in to those dividers keeps your gear safe by absorbing any shock while your bag is in motion.

In the lid there are still lots of pockets for your cards, batteries, cords, etc and on the outside there is a padded, dedicated laptop and/or tablet compartment. They've also updated the look, which I think is very sharp, and treated the high quality Pro-Light Rip-Stop nylon fabric to be water

repellent to aid in keeping your equipment dry. They have also considered that most bags tend to wear out on the bottom and the corners from consistent and frequent use and have paid some special attention to those areas, which means hopefully that will help extend the life of the bag. You can also still carry a tripod on the outside, with its feet tucked into the side pocket and strapped in with the straps provided. This bag is meant to be



carry-on sized for International travel and includes a TSA approved combination lock. Always check with your airline for sizing just in case though! Included is the standard raincover as well.

The Reloader-55 has been very popular since it was announced but was originally backordered... it is now set to land at the beginning of July.

External dimensions: 55 x 35 x 23cm/21.65 x 13.78 x 9.06inch

Price \$454.95



HAPPY CANADA DAY FROM BEAU PHOTO!

Receive a FREE pack of Oh Canada! Fujifilm Instax Mini with purchase of an Instax Mini 9 or Mini 90 Neo Classic Camera!

June 30th - Aug 3rd, 2017



Celebrate
Canada 150
with 15% OFF
all ROOTS bags!

July 1st - 31st, 2017



FUJIFILM

Filters

SIMON B.

20 Stop ND filters from NiSi

NiSi Filters have announced a 20-Stop neutral density filter named "Black Hole" available in 100mm square, 77mm, and 82mm. This filter will be made from optical glass just like NiSi's 15-stop 10-stop and 6-stop ND filters.

The filter will be packaged in a protective tin case and has a lifetime warranty. NiSi filters states that the filter will only have a slight color cast that it claims is easy to remove in post-production. We are looking forward to testing this fact, including how much IR pollution will be generated, and will report back in a future newsletter.

A neutral density filter reduces the amount of light entering the lens to enable long shutter speeds in normal shooting conditions. The "Black Hole" reduces the light by a massive 20 stops with a filter factor ND1000K (6.0), meaning a regular 250th of a second exposure would calculate to a 1 hour and 10 minute exposure.

NiSi will be shipping the product on August 1st.

100mm x 100mm Black Hole - MSRP \$329

77mm and 82mm Black Hole - price not yet announced



Film / Analogue

NICOLE L-D.

The Lumen Series Continues


Until now, I have not been fixing my Lumen prints, I've just been leaving them in black bags out of all light so they wouldn't lose their current exposure and get fogged. I had wanted to get it over with by fixing them all at once since I do it in my bathroom and it is a little inconvenient. I really didn't think I had the space to lay them all out to dry, however a few people pointed out that I could stack them if I put watercolour paper between them! Pure genius!

I began fixing them and realized the only disappointing part of fixing the lumen prints is that any blue auras I saw on the original unfixed paper quickly changed colour upon




fixing. The blue auras turned pink, and the pink turned a burnt shade of orange. I fixed the Ilford Double Weight Hard Velvet Stipple Bromide (expiry 1960, - I showed the unfixed image in last month's newsletter) which turned in a similar way but retained its teal dots in the flower centre. I fixed my Kodak Tech Pan 4x5 film lumen prints that we also mentioned in last month's newsletter. They lost their

blue aura, however for some reason the blue area turned magenta. It looks pretty neat.




With the above lumen print I used less than ideal glass so when I squished it down I must have pushed too hard and the glass shattered. I left it though, hoping it might look neat, and I think it did. It is an effect I'd repeat if it didn't mean cleaning up a big mess. For this print I used my favourite Ilford paper, Ilford Ilfospeed Multigrade II Fibre Matt. Sadly because it is my favourite, I am almost out of it.

Solargraphs



We moved in February and I realized we now have the perfect sunrise view so I decided to set up two solargraphs. However, the amount of cloud cover we've had over the past few months meant less obvious sun trails to start

with. Solargraphs are just pinhole cameras that you leave out for months on end to capture the sun or moon trails in the sky. Cylinder tins are my favourite for this sort of



thing. So I used a tall skinny Nescafe tin, which fit 8x10 paper perfectly and a more stout but large Tim Hortons coffee tin. I realized only too late that it was not going to

fit an 8x10 paper tidily, so I now have a 'decal edge' along one side from some last minute ripping. I drilled holes in my tins and fashioned my pinholes from tiny pieces of brass sheet. I used zap straps to hold the Solargraphs to the railing which seemed to hold well. However we did get one big windstorm that jostled them enough to make my skyline a bit of a blurry double. I used Ilford RC glossy paper, which isn't ideal, however it was all I had. It looked pretty good straight out of the can, scanned and inverted in Photoshop (see the photos), however I fixed one of them and it turned pretty white. I put another one on my porch recently and used Ilford Matt fibre paper. We'll see if it is a better option.

Zenit Cameras

Zenit Cameras are Russian made by the company KMZ. To start, they were the Russian version of the German's Leica camera. I feel like after that they took on a life of their own. There are two in our consignment department right now.



The Zenit-E is a 35mm SLR body, made from 1956 to 1986. It is up for \$45.00 for the body only. The other Zenit 35mm SLR we have here is a Zenit-EM. This particular one is in minty condition. It comes with an instruction manual and a fitted case. It has a Helios-44M 58mm lens on it that has an f-stop range from 16 through, 11, 8, 5.6, 4, 2.8 and 2. It sells for \$200.00.

Plaubel Makinette

Probably one of the most unique collectors cameras I've ever had through my consignment department is the rare Plaubel Makinette. Definitely worth coming in to see. Plaubel is a German camera manufacturer that got its



This marvelous
little **CAMERA**
fits into the
PALM
of your
HAND

Yet it takes perfect pictures
under the most adverse
light conditions because
of its extremely fast F2.7
Anticomar Lens!

THE NEW PLAUBEL **MAKINETTE**
VEST POCKET CAMERA

*is the acme of convenience and accuracy—a
real vest pocket miniature camera that you
can always carry with you—traveling, week-
ending, or at home.*

- It's easy to operate—just press a button and the front jumps out, ready for the picture.
- Always gets the picture—the high speed shutter will stop a fast moving object.
- Uses standard 8-exposure vest pocket film, obtainable anywhere and takes 16 needle-sharp pictures on each roll.
- Insures unusually large and perfect enlargements.
- It's all metal, leather covered, with special ever-ready case that permits loading without removal.

Complete with case
and two color filters.
Write for descriptive
Booklet N. G. M.

\$70 **WILLOUGHBYS**
110 West 32nd Street, New York City
ESTABLISHED 1899

start in 1902. The Makinette Vest Pocket camera was first manufactured in 1933 and cost people \$70! Its no wonder its worth a pretty penny even today! It takes 16 3x4cm photos on one roll of 127 film.

Lomochrome Purple Film



I went out early Thursday morning and shot some Lomography Lomochrome Purple 100-400 35mm. I had heard that some film shooters preferred shooting the Lomo Purple at ISO 400 so I gave it another try. My conclusion is that I still prefer to shoot it slower at ISO 100 or 200. I find it more contrasty and vibrant if shot at a lower speed.

Lomo Purple 120 and 135-36 - \$17.81/roll



Workshops at Langara

View Camera Workshop

This weekend workshop will introduce students to photography using a large format view camera. These cameras are capable of taking exceptionally high-quality images, especially when shooting black and white negatives. They also allow photographers to use many historical processes such as collodion wet plate photography. The college will supply large format cameras, although students are welcome to use their own.

Date: July 15-16, 2017 Cost: \$275

Instructor: Greg Blue CRN: 60795

Introduction to Tintypes Workshop

This hands on workshop will begin by covering a brief history of the process, chemical use, and safety. Students will learn how to pour, sensitize, expose and process a plate and to develop techniques that will give the best success for producing clean images. Each student will have the opportunity to produce several plates to practice and become familiar with this unique and beautiful process.

Date: August 12, 2017 Cost: \$225

Instructor: Kathy Kinakin CRN: 60815

Please call 604-323-5322 to register. Or visit [their website](#) for more information



Learn to develop your own B&W film!

Get a private tutorial at Beau Photo and develop your own roll of film. Each session is between 90 minutes and two hours, and is only \$45. Call Nicole at 604.734.7771 or film@beauphoto.com for more information.

BEAU PHOTO
beauphoto.com

CINEWORKS ANNEX DARKROOM

Artist-run analog facility for Cineworks members

Member darkroom rentals:
\$5 /hour, \$40 /day, longer periods available
Orientation required before use

Durst 4 x 5" black and white enlarger
Beseler 35mm colour / B&W enlarger
Daylight processing tanks
Chemistry tempering bath
Tray Line for printing up to 16 x 20"
Motion picture hand / machine processing
Black and white chemistry included

The Ironworks Building @ 235 Alexander Street (use buzzer in west laneway for entry)

Community Darkroom in Vancouver



West End Photographic Society @ West End Community Centre

B&W film processing and printmaking: 35 mm to 4x5.

Monthly meetings that focus on sharing work and exploring a variety of darkroom techniques.

Please contact us at darkroom.weeps@gmail.com
Website: westendphotoclub.ca

RENAISSANCE ALBUMS

SIMON B.

Clearance - \$5 Mini Albums Renaissance



Ventura 2x3 and 3x3 albums in white, red, blue and pink are now priced to clear. Renaissance Albums have discontinued all the

colours except for black and brown 2x3 - \$10.15, and 3x3 - \$11.60, which will continue to be available.

The Ventura album 2x3 and 3x3 albums are a perfect presentation product for your business

Good Bye

After working at Beau Photo Supplies for eight years, I have decided to move along and embrace another chapter in my life. I'm not even sure what exactly this next chapter will bring, but I know the photography community will remain an integral part of my life.

The last 8 ½ years have involved moving to Canada, finding Beau Photo as my first job in Canada, getting married, becoming a Canadian citizen. Two children later, it's been a whirlwind adventure! The love and support from Beau Photo and Renaissance Albums staff, and all our wonderful clients have made it considerably easier to make Vancouver my new home. I cannot express how grateful I am to all who have been a part of my journey.

Friday, July 7th will be my last day at Beau Photo, and Meghan who has been working at Beau since 2014 will be taking over my duties including representing the Renaissance Albums product line. Meghan is well versed in presentation products, and you will be left in great hands.

You can contact Meghan via the same email and telephone number you have always used; albums@beauphoto.com
tel: 604-734-7771 or toll free 1-800-994-2328

PRESENTATION PRODUCTS

BARB B.

Happy Canada Day! Fly your flag! Wear a red shirt!

It's Summertime, and the living is easy. But: September is coming! School portraits and team sports like Football, Soccer, and Basketball are all on the horizon. If you have preliminary numbers from your schools/associations, I'd love to have them!

FYI: I'm always happy to request samples from my factories if your clients are looking for something new and different.

I'll remind you that AGT Photomount closes for their annual staff vacations from July 24th to August 14th. If you need product, please let me know now: I'll be ordering no later than July 17th for delivery about July 27th. The next order will be about August 11th, with delivery anticipated between August 28th and 31st.

Please Note: I've had to add a slight increase to the lead time required for special-ordering non-stock or custom mounts. Beau Photo often receives preferred treatment from our factories, however some recent 'last minute' orders were unexpectedly and unavoidably delayed. While delays are outside of our control, we understand this can be a hardship for you and your clients.

To try to avoid this happening, please remember I generally need 4 to 5 weeks lead time for special orders. If your order can't wait to be included in my next scheduled P.O., we'll get you a shipping estimate for delivery to Beau. If you're ordering TAP or Tyndell products, please remember: direct shipment from the U.S. can be cost-prohibitive! We have an excellent contract with our broker and we can save you a lot of money in cross-border fees, but it's still an expensive prospect.

Not sure how much time to allow? Drop me a line to let me know what you've got coming up and I'll work out a timeline with the factory. barb@beauphoto.com

Single or 2-Day Intensive August 19th & 20th

\$500/day or \$800 for Both!

Save \$200 by RSVPing for both days now!

Join us both days or one. Minimum of 5 students per class & max of 15...so don't wait!

Overview

- Emphasis on shooting fashion/editorial style
 - 2 model stations per day
 - Post processing and retouching
- Both days will have a photography/business lecture planned & time for Q&A
 - Access to industry standard studio equipment
- Photographers must bring their own camera*, laptop, tethering cord.


For more information visit www.noahasani.com/workshop



Remembering the Life of

DAVID ROELS

January 31, 1949 - June 13, 2017



The staff at Beau Photo is both saddened and surprised to hear of the recent passing of David Roels. An accomplished photographer, David often came in with a smile on his face and he will be missed dearly.

The following words were taken from his service.

Remembering David Roels 1949-2017

David passed away suddenly and unexpectedly on June 13th.

A Native Vancouverite, David said the Photography bug bit him at a young age. (In grade 6, his desk was next to the class magazine rack and he spent a lot of time looking at the photos in National Geographic when he should have been doing his classwork. Of course, he got caught and they moved him to a different desk).

His Photography career began when, while taking portraits of his friends, he met a photographer at the beach and began helping in his studio. He was introduced to a freelance News photographer and apprenticed with him for two years, learning all aspects of News photography. His photos regularly appeared in the Vancouver Province and via United Press International.

As a freelancer, David moved into Marine, Industrial, Convention and Public Relations Photography and also did photography for Forestry and Mining corporations Annual Reports, but his first love was Portrait Photography. Exhibitions of his portraits of Order of Canada recipients drew critical acclaim. He was a Nationally Accredited Audio-Visual Photographer and Photojournalist.


CHICAGO ARCHITECTURAL FINE ART PHOTOGRAPHY WORKSHOP



SEP. 22-24, 2017

Fusion of ART and ARCHITECTURE

Gaining from the opposing viewpoints of a realistic Architectural point of view, In contrast with an Artistic interpretation of reality.



"The Chicago workshop was one of the best I've attended, and really improved my photographic skills and vision. Rick and Sharon's unique backgrounds and informal teaching style provide easy to understand and complementary insights into the art and science of photography. The small group style allowed participants lots of one-on-one instruction and assistance when out shooting. And Chicago is one of the greatest cities to photograph, whether your interest is architecture, cityscapes or street photography. Highly recommended!"

Charles Zwirewich

SHARON TENENBAUM AND RICK HULBERT

DETAILS AT: SHARONTENENBAUM.COM