



Emulsion lift with the new **Polaroid Originals** film by Impossible. For more information about this film, see Nicole's newsletter article on page 12.

Image ©Nicole L-D

BEAU
PHOTO

Beau Newsletter - October 2017

Night Photography with the iOptron Star-tracking Mount • KEH Buying Event
The New Profoto A1 • Muslin Backdrop Sale • Used Nikon Scanners • Nikon
D850 Now in Rentals • Revolog Plexus Film • New Polaroid Originals Film from
Impossible • Renaissance Albums Sale • more...

DIGITAL

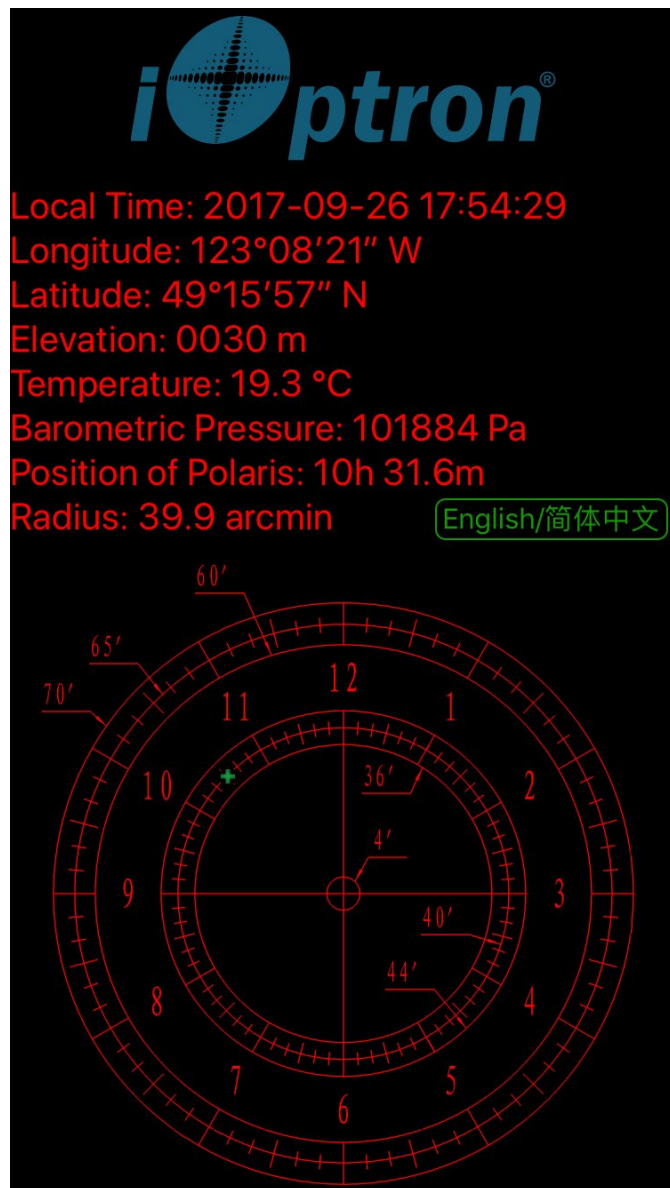
MIKE M.

For Night Photography Buffs: iOptron Products are Coming to Beau!

With the only two dedicated amateur-astronomy related gear stores now closed in the Lower Mainland, there is nobody left for us to recommend when it comes to buying things like star-tracking mounts, solar filters and the like. So, we here at Beau Photo have reached out to iOptron and have signed up as dealers for their product line. Our first shipment should be on its way by the time you read this, with stock hopefully by mid-October or so.

iOptron has long been known for an affordable range of amateur astronomy products, ones that generally perform better than you might expect given their modest price point. I myself have been using one of iOptron's star-tracking mounts for a few years now, the SkyTracker. You may have noticed a mention in last month's newsletter where I used it to help photograph the solar eclipse while in Oregon. The SkyTracker is a motorized mount that you put in between your tripod and head, and it acts to counter the rotation of the earth, allowing you to take much longer exposures of the night sky and still get pinpoint stars, instead of the stars leaving trails in your shot. My mount is powered by four AA cells and is generally really easy to use. The only challenging part is polar-alignment...

In order for the SkyTracker mount to counter the Earth's rotation, its axis of rotation has to be lined up very precisely with Earth's axis of rotation. Thankfully, here in the northern hemisphere, we have a star called Polaris that is almost exactly at the required spot, only off by a little bit. However, even though it is close, it is not perfect and back in the day prior to smartphones with built-in GPS modules, it was actually a real pain to get things aligned perfectly. However nowadays, you can simply download an app for your iPhone or Android smartphone and it will take all the guesswork out. Here is a screenshot of the app from my iPhone...



Basically, the app knows exactly where on earth you are from your phone's GPS, and it also has the date and precise, accurate time info from cellphone towers, so it can automatically calculate precisely where Polaris should be in relation to the exact point of earth axis of rotation at any given time. The SkyTracker mount has a small, red illuminated alignment telescope that is lined up with its own axis of rotation, and in the eyepiece, you'll see the red chart shown in the app. In the app, you'll see a small green

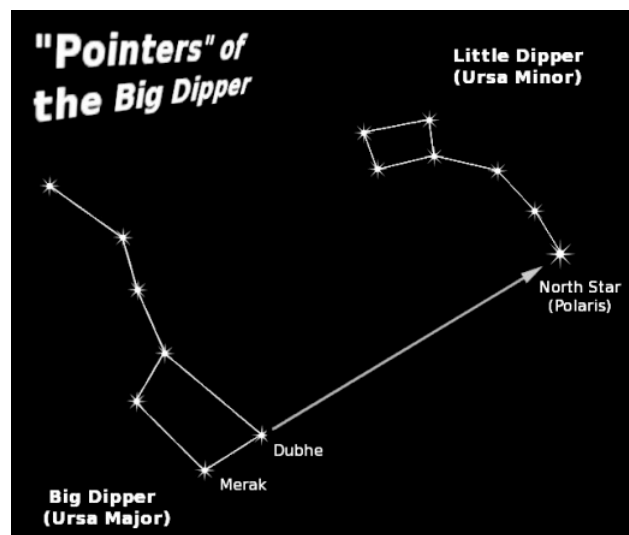
cross and that is exactly where you need to aim, positioning Polaris in the SkyTracker's alignment scope at that spot. Having said that, this in itself can be a bit of a challenge since even though the SkyTracker mount has geared altitude (vertical) and azimuth (horizontal) controls, when you set the locking clamps, there can be a bit of shift. So it becomes a little game, offsetting Polaris from the spot shown by the green cross, then watching it drift into place as you tighten the clamps! The newer versions of iOptron's star-tracking mounts have been redesigned with new improved, alignment assemblies and clamps, and should be much easier to use apparently.

Here is a shot of my own, older model SkyTracker, frankly a little bit overloaded with my X-Pro2 and big 100-400mm zoom...



Once you've got Polaris accurately placed, that's it. The mount just keeps running and turns the opposite direction

of the Earth - easy! If you are in the southern hemisphere, alignment is a bit more challenging since the star used for finding Earth's south polar axis point is much fainter and harder to identify. There is a switch on the SkyTracker that you set to 'N' for those here in the northern hemisphere and 'S' for those using it down under, in the southern hemisphere. Polaris is actually easy to find: just follow a line through two stars making up the bowl of the Big Dipper, the ones opposite the handle and pointing up out of the bowl, and they'll make an almost perfect line to Polaris. A quick Google search came up with many finder charts. Here is one example...



Without a star-tracking mount, you can only manage exposures of a few seconds if you want to capture pinpoint stars and even with a really wide lens, like a 20mm, you would need to keep exposures down to 1/5 seconds or so. However with a basic tracking mount, you can easily get up into the minutes, even when using longer lenses, and still maintain tack sharp stars.

The following photo is a 15 minute exposure with my X-Pro2 and Fujifilm's wide-angle 16mm f/1.4 lens (24mm full-frame equivalent) at ISO 400 and f/2.2, untracked of course! Taken in the Alabama Hills, southern California, it was a clear moonless night, so the illumination on the mountains is mostly from starlight...



This next shot of the Andromeda Galaxy (M31) was taken with the iOptron SkyTracker, using my X-Pro2 with Fujifilm's telephoto 100-400mm zoom at 190mm (285mm equivalent), a 4 minute exposure at ISO 1600, lens at f/5. With such a long focal length, had I not used a tracking mount, the stars would literally have trailed much of the way through the frame with a four minute exposure! As it was, it took several attempts to get a sharp photo with pinpoint stars at this relatively long focal length, since a gusty wind was blowing. For this shot, I ended up standing beside the rig and holding up my camp chair, keeping the wind off the camera and tracking mount during the entire exposure. The shot was taken in central Oregon, near the John Day Fossil Beds National Monument, the Painted Hills Unit.



There are other factors that can cause issues with longer exposures, things such as vibration from wind, lenses

dewup (fogging up), heavier lenses causing the tracking mount to "lag" (run slower), where you would then require a counterweight set to balance things out, but all those details will make this article a little too long for our newsletter! You are more than welcome to call and we can discuss!

iOptron has many different products, including telescopes, tube assemblies and much larger, higher end tracking mounts used for high magnification astrophotography, as well as lots of other items, but initially, we are only planning on stocking their camera tracking mounts. The new mounts are nice for the built-in rechargeable battery pack that can be charged via USB, unlike the older model I use.

For a basic tracking mount that would work well for mirrorless cameras, or DSLRs with smaller lenses, there is the **SkyTracker Pro**, basically a new, improved version of the one I use which was shown in a photo earlier in this article. The SkyTracker Pro will be priced at \$389 CDN...



Then there is the **SkyGuider Pro**, and we will be bringing in the complete kit with counterweight, suitable for using larger lenses and/or heavier cameras. This unit will be \$559. It also has solar and lunar tracking rates, since the sun and moon are slowly moving in the sky, relative to the stars, at slightly different speeds than just the stars by themselves.

are. The camera, lens and tripod in this shot are not included, but the photo shows the setup that you'd use for a heavier camera system with the SkyGuider Pro...



Here are the components that you would actually get with the full SkyGuider Pro kit...



For smaller cameras, you don't have to use the counterweight assembly. The ballhead, camera and tripod in this photo are, once again, not included. You can use pretty much any tripod head you might already own, as well as your own tripod, presuming it is sturdy enough



Have a browse on iOptron's website -

<http://www.ioptron.com> and check out the wide range of products they offer. If there is a telescope or other item that you'd like, give us a call and we can get you a price and special order it for you as well.

Canon Rebates

As usual, Canon has a host of rebates on once again. The current promo period is only running until October 5th and at that point, there will be some changes. Many rebates will be less later in the month, so if you want a Canon body or lens in October, it's likely best if you buy right at the start of the month. That said, definitely ask us about upcoming rebates as well, just to make sure that it isn't something

that will actually be dropping in price! Here are the more interesting ones, as always...

5D Mark IV Body - \$4,299 (SAVE \$200)
5D Mark IV Kit w/24-105 f/4L IS II - \$5,449 (SAVE \$500)

80D Body - \$1,449 (SAVE \$150)
80D Kit w/18-135 IS - \$1,949 (SAVE \$450)

EF 35mm f/2 IS - \$709 (SAVE \$100)
EF 35mm f/1.4L II - \$2,279 (SAVE \$150)
EF 50mm f/1.8 STM - \$149 (SAVE \$40)
EF 50mm f/1.4 USM - \$429 (SAVE \$30)
EF 50mm f/1.2L USM - \$1,549 (SAVE \$210)
EF 85mm f/1.2L II - \$2,399 (SAVE \$300)
EF 135mm f/2L USM - \$1,199 (SAVE \$150)
EF 400mm f/5.6L USM - \$1,519 (SAVE \$170)

EF 24-70mm f/2.8L II - \$2,349 (SAVE \$210)
EF 24-70mm f/4L IS - \$1,169 (SAVE \$180)
EF 70-200mm f/2.8 IS II - \$2,599 (SAVE \$230)
EF 70-200mm f/4L IS - \$1,479 (SAVE \$140)
EF 100-400mm IS II - \$2,749 (SAVE \$220)

Nikon Rebates

Nikon has a handful of rebate that are running until October 26th as follows...

D850 bundle w/24-120mm f/4 VR - \$5,449 (SAVE \$240)
D750 Body - \$2,349 (SAVE \$100)
D750 Kit w/24-120mm f/4 VR - \$2,999 (SAVE \$840 !)
D7500 bundle w/16-80mm VR - \$2,599 (SAVE \$450 !)
SB-5000 Wireless Controller Kit - \$129 (SAVE \$105 when bought with SB-5000 Flash)

Fujifilm and Sony Rebates

Contact us in mid October for info on all the upcoming Fujifilm rebates, including aggressive rebates on the medium-format GFX system as well!

As usual, Sony has rebates that can vary weekly, so please contact us for pricing on bodies or lenses!

Nikon D850 Bodies

They are continuing to arrive! If you are on the list you may already have received a call to say that yours is in. If not, don't panic, it will come soon. If you would like to add your name to the list, call or send an e-mail to digital@beauphoto.com. If you're still not sure it is right for you, you can now rent one from our rental department and try it out.

Please note that the ES-2 Film Digitizing Adapter and the MB-D18 Battery Grip have not shipped yet. We expect they will arrive sometime in November.



Purchase a D850 to be entered in a draw

WIN A CRUISE EXPEDITION
to Newfoundland & Labrador
Trip for Two Valued at Over \$25,000

To enter the contest, visit:
nikon.ca/d850promo

IN PARTNERSHIP WITH:



Valid on purchases made between September 7 - December 31, 2017.

Don't forget about our try before you buy program! Try something out that is available in our rental department before you decide to buy. If you love it and want to buy one within 30 days, you can receive up to two days of the rental cost as a credit toward the purchase. Ask us for more details and if restrictions apply.



EOS 6D Mark II

- 26.2 Megapixel Full-frame CMOS Sensor.
- Optical Viewfinder with a 45-point All Cross-type AF System*.
- Dual Pixel CMOS AF with Phase-detection & Full HD 60p.
- DIGIC 7 Image Processor, ISO 100–40000.
- Vari-angle Touch Screen, 3.0-inch LCD.
- Built-in Wi-Fi®, NFC, Bluetooth® and GPS Capability.
- High-speed Continuous Shooting at up to 6.5 fps.
- Lightweight and Compact.
- Dust- & Water-resistant.



Your Ideal Travel Companion!

Canon

Rent and try, or buy the
new Canon 6D Mk II body -
In stock now!



**Sunday
October 01
9 AM - 4 PM**

Vancouver Camera Swap Meet

Croatian Cultural Center
3250 Commercial Dr. Vancouver
BC V5N 4E4, Canada

\$5 entry fee

LEARN MORE

**Monday
October 02
10 AM - 4 PM**

Beau Photo

1520 W 6th Ave, Vancouvers
BC V6J 1R2, Canada

GET DIRECTIONS

**Tuesday
October 03
10 AM - 4 PM**

Beau Photo

1520 W 6th Ave, Vancouvers
BC V6J 1R2, Canada

GET DIRECTIONS

PRO SALES

KEN S.

New products at Beau Photo.

A new light is dawning. Profoto has announced the AI, the world's smallest studio light.



Something new and wonderful is coming from Profoto. Given the name "The World's Smallest Studio Light", the **Profoto AI studio flash** is designed to not only look great, it's built to impress! The initial shipment of the Profoto AI will be a Nikon and Canon version, soon followed by a Sony version.

The first thing you notice about this new flash is that it has a round head, not a rectangle one, so it gives off a more natural light similar to the sun or even other Profoto studio lights. This round head produces a soft, smooth fall-off that makes it easy to create a natural and beautiful light. It also has a smart magnetic mount for the three dedicated AI light shaping tools that click on and off quickly and easily – a dome diffuser, wide lens, and bounce card. They can be stacked for even more creative options. The AI also offers a built-in LED modeling light that makes it easy to position the head and see how light and shadows are working together.

The AI is extremely easy to use. The user interface is large, clean and clear. Like other Profoto products, it's intuitive to use and you won't need to read a long instruction manual to understand how it works. The Profoto AirTTL remote is

also built in to the AI. With AirTTL and HSS you create professional results fast and easy so you can seamlessly connect to other Profoto flashes and control them easily from the AI.

Profoto AI is not only an on-camera flash, it's also very effective off-camera, as a stand-alone unit. The AI comes with a built-in Li-Ion high capacity battery that lasts up to four times longer than AA batteries, with no performance fade, and that will recharge quickly so you can shoot for longer with confidence! The AI can keep up with you because it recycles four times faster than other on-camera solutions – that's 1.2s at full power. Put simply, you'll never miss a shot.

Key Features:

- Round head with soft, smooth and natural fall off.
- AirTTL and HSS for a beautiful professional image fast.
- Smart magnetic click-on mount for AI light shaping tools.
- Dedicated AI light shaping tools available.
- LED modeling light integrated to the head.
- Air Remote built-in.
- Rechargeable and exchangeable Li-Ion battery.
- 1.2s recycling time.
- TTL/MAN switch.
- Built in motor-zoom with hand control.
- Auto focus (AF) assist.
- Large Hi-Res display.
- Canon and Nikon versions available, Sony coming soon

Coming from Profoto, the "Light Shaping Company", you know there are going to be even more modifiers coming for greater control, and to let you really get creative with this new light. We are looking forward to seeing the Profoto AI for Canon and Nikon mid-November at Beau Photo!

Profoto AI \$1299.00

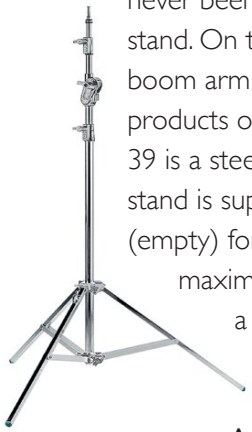
Profoto AI Soft Bounce \$197.00

Profoto Gel Kit \$142.00

Preorder yours today with Ken: prosales@beauphoto.com

Avenger Steel Boom Stand 39

We have had other combi-stands in the past, but I have never been happy with the boom section of the stand. On the Avenger steel boom stand 39, the boom arm is steel and won't bend like other products on the market. The Avenger boom stand 39 is a steel stand with 4 sections and 3 risers. The stand is supplied with a sandbag counterweight (empty) for maximum stability. It can support a maximum payload of 12kg and can reach a maximum height of 3.92m. It also features 1 levelling leg for easy use on uneven surfaces.



Avenger Steel Boom Stand 39 - \$449.95

Cloth and Muslin Background Super Sale

We have purchased some muslins at a reduced rate and want to pass the savings on to you. We also have a few muslins that are on clearance. Selection is limited so come in early for the best selection.

Medium Slate 6.5x10 Muslin \$39.95

Skyblue 10x12 Muslin \$45.95

Skyblue 10x20 Muslin \$60.95

Sandstone 10x24 \$75.95

drop it modern Vixen 9x12 Sale \$199.00 Reg. \$377.95

drop it modern Black Keys 9x12 \$150.00 Reg. \$347.95

There is also a large selection of used backdrops at low prices that you may want to come in and check out for even more amazing deals.

New Lower Prices In Used:

Used Nikon D4 - now \$3800.00, was \$4400.00

This Nikon D4 is from our rental department. Gently used and in great condition the Nikon D4 is a FX-format, 16.2 megapixel camera that uses Nikon's fast EXPEED3 processor allowing it to capture up to 10 fps. It has outstanding AE/AF performance and full 1080p HD video.

Combine that with cutting-edge metering and rugged body design this might be the perfect camera for you.



Nikon CoolScan V ED - now \$350.00, was \$450.00

This is our ex-Rentals 35mm scanner that is still in good shape. Comes with 35mm film holder and USB cord. Current software for most computers is available through Silverfast and VueScan.

The key features are:

- 4000 dpi true optical resolution.
- Nikkor Extra-low Dispersion (ED) glass lens.
- Fast 38-second scanning.
- Direct film loading.
- Quick AF and Quick Preview.
- USB 2.0 interface.
- 14-bit A/D converter.
- Proprietary LED illumination technology.
- High-quality CCD sensor.

Nikon CoolScan 5000 ED - now \$900.00, was \$1100.00

Ex-Rentals 35mm scanner that is still in good shape. Comes with 35mm film strip holder, Manual, USB cord. Current software for most computers is available through Silverfast and VueScan.

The key features are:

- 4000 dpi true optical resolution.
- Nikkor Extra-low Dispersion (ED) glass lens.
- Fast 20-second scanning.
- Direct film loading.
- Quick AF and Quick Preview.
- USB 2.0 interface.
- 16-bit A/D converter.
- *Multi Sample scanning*, Better Shadow detail and Dynamic range than the CoolScan V.
- Proprietary LED illumination technology.
- High-quality 2-line CCD sensor

•Digital ICE4 Advanced(TM) (Digital ICE Quad Advanced),
Will work with OPTIONAL: Roll film adapter SA-30 for up to 40 frames on an uncut roll of 35mm film. Not included.

Ex-Rental Profoto packs

Profoto 6a 2400 Pack now only \$1100.00 - was \$1600.00
3 available

Profoto 7b 1200 Pack with 3 batteries – now only \$1200.00
was \$1700.00 . 1 available

All used packs come with a 30 day warranty.

Ex Rentals Dynalite AC/DC powered Uni400 head and 2 X Jackrabbit battery Kit - now \$500.00. was \$800.00

This versatile kit is great for the on location photographer who wants a portable lighting solution. It provides a total of 400 watt/seconds of power when plugged into your regular household outlet and 320 watt / seconds when connected to the included Jackrabbit II battery pack and offers up to 150 full-power flashes with a fully charged pack. As added feature you can power up to 2 Canon or Nikon flashes off the Jackrabbit battery pack when you are not using it with the Uni 400 flash.

Lumahawk Jaguar 1500AKT LED kit on sale.

Sale \$ 1650.00 Regular \$1799.95

We have a great deal on a Lumahawk 3 head LED Kit. Each head has 500 bright white LEDs, digitally controlled dimmable output and LCD touch controls on the back of the head

Illuminance - 5250Lux/61cm

Tungsten-wattage equivalence - 500 W

Colour Temperature - 5600K



RENTAL NEWS

JASON K.

NEW in Rentals! - Nikon D850

Yes! We now have the new Nikon D850 DSLR in the Rental Department available! This new camera from Nikon boasts a 45.7 megapixel sensor and due to the back-illuminated technology, Nikon claims a one stop image quality improvement over the D810. Other improvements are 4K video with full-frame readout, up to 120 fps in 1080p, electronic image stabilization in video, 8K timelapses, and many more new features. - \$200/day or weekend.

Thanksgiving Long Weekend

As October 9 is Thanksgiving Day, we will be closed for the long weekend. This is a great time to book a lens, camera or some lighting to try out and get a bonus day of rental!



This year **CAPIC** is proud to introduce their **Peer Portfolio Review**. This will be an opportunity to meet other photographers

and image creators, and receive feedback about your book in preparation for the "speed dating" Portfolio Review event with agency art directors and other art buyers, that will be returning this winter!

Participants will break into small groups with more time allowed to go through the portfolio in detail, and both receive feedback for your work, and of course offer it to the others. Each group will be guided by an established photographer or image creator. If you don't quite have a printed portfolio together yet, feel free to bring a series of separate prints, or an iPad portfolio.

WHERE: Stretch Yoga, 180 E Pender Street.

WHEN: Monday, October 2nd, 2017.

Doors open at 7:00pm. Event runs 7:30pm - 9:30pm, with time for an after-event social at the same location until 10:30pm.

Buy tickets on Eventbrite:

<https://capic-peer-portfolio-review.eventbrite.ca>

\$10 for CAPIC members, \$25 for non-members.

FILM / ANALOGUE

NICOLE L-D.

New Old Cameras

Don't forget! The Autumn edition of the **Camera Swap** is at the **Croatian Cultural Centre** this **Sunday October 1st**, from 9am to 4pm. We will be there and so will many other swappers with new and interesting things!

Revolog Film

I recently got an idea for the Revolog Plexus film, inspired by the definition of the word Plexus - "a network of nerves or vessels in the body". I have a few skeleton pieces of animals and deceased butterflies and thought it might add to their creepiness if I used Plexus film to shoot them. I wasn't



sure if darker subject matter would be the best way to get optimal plexus patterns so I shot the skeletons against both white and black backgrounds. I found the plexus pattern was more defined when over a dark subject. When I used a flash, I felt the plexus was brighter blue.



Used Wide Angle Lenses

We got a curious late 1960s Nikon lens in on consignment: the rare **fish-eye Nikkor 7.5mm f5.6**. This lens is neat for many reasons, one of which is its crazy depth of field range, no focusing necessary! The 7.5mm is one of the earlier fisheye lenses Nikon came out with. Its view encompasses a full hemisphere, edge to edge coverage. This means your



photos will be framed in a circle shape on the negative. It comes with a viewfinder that has a 160 degree view (almost the full 180 degree view of the lens) that slides into the flash shoe. Despite its limited compatibility (it requires the mirror to be locked up so its protruding rear barrel can sit inside the camera), I still think it would be worth trying. It can easily be used with the Nikon F, F2, F3, F4 and F5. It

has six convenient built in filters: Y48, LIA, X0, R60, O56, and Y52. It is listed for \$899.99

Amongst many other wide angle lenses Beau Photo has recently received on consignment, there is a **Pentax SMC 15mm f3.5**. The 15mm has a 100 degree view edge to edge. It has four convenient built in filters: Y48(Y2), Skylight, L39(UV), O56(O2). \$890



An Impossible Merging



Impossible Project has now been re-branded as Polaroid Originals. They have also released a new camera! The Polaroid One Step 2. This camera is much like the original SX70 box camera that sported the very iconic rainbow branding. Thankfully the Polaroid One Step 2 will have a built in flash and higher quality lens than the original, making it a very affordable upgrade to the classic 1977 original at just \$139.99. It is available in White and Charcoal. We will be stocking the white.

They have also upgraded their film processing times. Photos should be fully developed in about 10 minutes now. Of course the temperature in which the photos are taken will still play a part in the time. I recently shot with the new film and thought the color was extremely vibrant and sharp, especially when I used flash. \$34/pack



We lifted two of the images I took on the 600 film and it does work with the new formula. With this film, we couldn't get the white layer completely removed from the back of the emulsion, making these lifts not ideal for transferring onto anything other than white paper. We have seen this work on and off through the different versions of this film so maybe it will improve in a future generation. We also didn't transfer the image until the next day, so it is possible that doing it right after the exposure would help. As well, the gelatinous, slimy layer that is between the emulsion and the transparent mylar is more difficult to take off. It does come off however, and it has a pinky colour to it so the colour of the image changes a little after removing it. The water also turned pink as the prints were soaking. We found that the emulsion doesn't stick well to the paper, and the edges began to peel as it dried. We used some acrylic medium on the paper before transferring the emulsion. Here are the results.



We hope to have a lift workshop soon so if you are interested in learning lifts, send an e-mail to film@beauphoto.com and we will contact you when we have a set date.

SUNSHINE COAST ART CRAWL

October 20–22, 2017
Langdale to Earls Cove

Fri, Sat, Sun
10 am–5 pm

PLUS selected venues

Fri 7–9 pm

*Join friends
and take a scenic
tour of 144
galleries and
artist studios.*

sunshinecoastartcrawl.com



Presented by:

Sponsored by:



Coast Cultural
Alliance



RENAISSANCE ALBUMS

MEGHAN S.

Renaissance Holiday Deadlines!

Though it sounds far away still, the holidays are just around the corner in terms of getting your Renaissance Albums orders in! Be sure to give yourself lots of time to design and submit your album orders that your clients need for Christmas or other holiday gifts. As usual, we have a good amount of stock on hand for any Ventura, Roma or other stock albums which can be purchased in a pinch right up until the last minute. However, for those custom album orders or custom stock album orders it is best to get them into Renaissance well ahead of time.

Here are the dates for the deadlines that you need to have your orders in by. These are the absolute last days and I would recommend trying to get orders in well before these dates! Any orders submitted beyond these dates will not arrive in time for December Holidays.

Custom Album Deadline:

Wednesday, November 15th, 2017.

Stock Custom Album Deadline:

Wednesday, November 22nd, 2017.

Renaissance Albums Sale



With the stronger Canadian dollar remaining pretty steady lately we have decided that we can go ahead and give our great clients a bit of a discount off the current

pricing for Custom Renaissance Albums. This does not include Stock albums, Custom Stock albums or orders that have already been otherwise discounted. You can expect a savings of up to 10% off your current Custom album order and we hope to continue to offer this discount for the foreseeable future! Please note that the sale pricing does not apply to studio samples.

Experience OCT//2017

The Experience // ARC – October 17th – 19th, 2017

Not your typical photography conference!

Join us for The Experience // ARC at Fortune Sound Club for a one of a kind photography conference! **Jason & I will be there with a selection of products and gear along with Renaissance Album samples.**

With three full days of ideas, inspiration and action, The Experience will help you take your photography to a new level. Learn from some of the best and connect with fellow photographers.

The main event starts Tuesday, October 17th and runs until Thursday, October 19th. Each day has a great schedule of inspiring speakers, including some of our favourite clients, Shari + Mike! With a Bonus Day on Monday, where you can arrive early and take in a full or half day of Master Class, with some of the industries greatest. (Tickets for the Master Classes are sold separately.) Stay for the Bonus Day Friday as well to say your fond farewells, unwind and reflect on your ARC experience with an informal gathering. There will also be lots of time to explore together, network and after it's all said and done...dance. Once you've taken in all the creative advice, industry wisdom and inspiration, join everyone on Thursday night at Fortune Sound Club for the Constellations // ARC After Party! Tickets are 90% Sold Out! Get yours now before they are gone! <https://experience.thisisarc.co/arc2017/>

PRESENTATION PRODUCTS

BARB B.

Wow, it's already October! Thanksgiving is right around the corner, then Hallowe'en, and then it's full speed ahead to Christmas! Did I mention that Christmas is imminent? Please canvass your clients to see if anyone is considering ordering **Christmas cards** this year. If you need samples I'll request them from the manufacturer for you.



These motifs can be imprinted on either Tyndell's (Black) Mascot, T-50, or (White) T-40 folders. Foil colours are: silver, gold, red, and green. Prices available upon request.

If you're ordering **imprinted mounts** for Christmas presentation, please contact me as soon as possible since imprinting queues can be quite substantial at this time of year. Otherwise, **deadlines for (non-imprinted) orders** guaranteed to be delivered before Christmas (anticipated delivery date approximately December 14th) are as follows:

AGT Photomount: November 30 th.


TAP: November 20th

Tyndell: November 24th

And, of course, if those dates don't suit and you need help creating a timeline for your orders, I'm always available to assist!

Will you be shooting Photos with Santa this season? We

have **Tyndell's 4x6 'Santa' cards** on hand (5x7's are a special order), and can special order 'Santa' or 'Santa's Chair' cards in either 4x6 or 5x7 (by case of 500 mounts) from TAP if you prefer! The TAP 'Santa' card features a keepsake 'name/date/ place' area on the reverse, the other two have a plain white back.



Tyndell's Deluxe Flash Drive/Print and Portfolio Boxes



Prices have been confirmed and are now available if you'd like a copy. These are special-order items, only. I have samples on hand if you'd like to assess them for yourselves.

As an example: The 'Large' (11x14) Deluxe Portfolio

box which holds up to 20 mats is \$231.00 and the acid-free mats for either 7x10, 8x10, or 8x12 photos (ordered individually) are \$9.38 each. These boxes are suitable for delivering portraits to Wedding, Family, or Corporate clients. Boxes are available in Linen (Oatmeal), Slate (Grey) or Black.

Contact me for more information barb@beauphoto.com

SOULMATES PRODUCTION presents;

CHASING LIGHT Canada

A Masterclass on Landscape Photography

A landscape photography masterclass covering the basics and advanced techniques in capturing epic and stunning landscapes. With guest speaker Edwin Martinez, Canon Brand Ambassador and Singh-ray Filters pro image photographer.

January 6 & 7, 2018

Vancouver, British Columbia

Course Outline

Vital Concepts of Landscape Photography
Effective composition and Visual Design
Methodology and Filter techniques
Basic and Advance Raw Development
Actual shoot and applications

Registration Fee:

CAD 450.00

(Early bird discount available)

<https://500px.com/edwinmartinez>
<https://www.facebook.com/EdwinMartinezPhotography>

For Inquiries and registration,
please contact William at;
william_orsua@yahoo.com or
+604 3650077

Presented and sponsored by;



GASTOWN STREET PHOTOGRAPHY WORKSHOP

With **NATIONAL GEOGRAPHIC PHOTOGRAPHER**
Massimo Bassano, joined by Myriam Casper.

"Together we designed an intense Street Photography Workshop to push you out of your comfort zone, giving instant feedback, direction and ideas of how to capture street moments".

ABOUT MYRIAM CASPER

Myriam formed her skills and developed an incredible passion for B&W in Stamford, UK. Recent achievements in storytelling comes from Morocco and Cuba. For the past 17 yrs Myriam has been photographing the streets of Vancouver.

ABOUT MASSIMO BASSANO

Works for 28 yrs at the National Geographic Society as a photojournalist. He has travelled over 78 countries documenting human cultures. His passion for photography is contagious and he leads workshops all over the world.

When

October 15th, 21st or 22nd
10 a.m to 4 p.m.
\$299

Where

At Vancouver Film School
151 West Cordova Street
Vancouver, B.C.

Limited Seating!
RSVP & More Info:

myriam@vfs.com