



Spring is here and Mike goes to the desert to photograph some wildflowers.

See his mini review and sample images from the Fujifilm 23mm f2R WR lens.

BEAU
PHOTO

Beau Newsletter - April 2017

New Fujifilm GFX in stock • New Hasselblad XCD 120mm Macro • New Sekonic L-858 Meter • Hensel Battery Powered Monohead • KEH is coming to Beau Photo - Bring Us Your Used • Profoto TTL Remote for Sony in Rentals New Bags from Roots and Vanguard • Lumen Printing • more...

DIGITAL

MIKE M.


New Fujifilm GFX

Fujifilm's exciting new medium format GFX system is now in stock! We have demo gear you can arrange to try out, and we have delivered a few systems to customers already. Fujifilm is starting to catch up with backorders. Since we've only just received our demo camera, I have not yet had a chance to test it out thoroughly, but based on the preproduction gear I had tried, it is looking extremely promising.

In other Fujifilm news, also in stock is their new XF 50mm f/2R WR prime lens. This compact prime is available in silver or black, is equivalent to a 75mm lens in full-frame 35mm terms, sports a dust and weather resistant design, has fast internal focusing and typically excellent feeling focus and aperture rings. I have now used one a bit and the image



quality is great, with minimal native distortion (very slight pincushioning), nice bokeh and sharp to the corners. It also seems very flare resistant. Following are some shots I took with it on my X-Pro2.



Good Deal on our Last X-T10

We also have **one last X-T10 body remaining (in black) that is on clearance for \$710.** This is a great deal for someone wanting to get into the X-System, perhaps starting with a small set of prime lenses. As many of you may have seen already, I have some impressive looking 24x36 inch prints at Beau Photo which were taken with my X-E2, which has basically the same sensor and image quality as the X-T10.

Upcoming Firmware Updates

Fujifilm has announced some **significant upcoming firmware upgrades to their X-Pro2 and X-T2 bodies**. The first of these updates is due imminently, and may already be out by the time you read this. The second round of updates is due in late May. There are a whole lot of interesting enhancements coming to the X-Pro2, including AF-C focus tracking enhancements that should bring the X-Pro2 close to the performance of the X-T2. There are a total of 33 different upgrades, and actually, numerous ones will be for the X-T2 only as they relate to its enhanced video functionality. For a full list of all the upcoming changes, see the announcement here... <http://www.fujifilm.com/news/n170323.html>

In addition, there are some recent updates to the X-Pro2 and X-T2 that will allow you to also update the firmware on Fujifilm's EF-X500 flash unit, solving a few bugs that were discovered with that flash. Here is a link to Fujifilm's firmware update page: http://www.fujifilm.com/support/digital_cameras/software/fw_table.html

Hasselblad News

Hasselblad have announced numerous new lenses for their mirrorless X1D system. First up, and first to ship, will be the new flat-field **XCD 120mm f/3.5 macro** that goes to 1:2, or half life-size, and is said to be extremely sharp. It is roughly equal to a 95mm lens in 35mm full-frame terms. It should make for a great portrait lens too. As with the other XCD lenses, it will have a built-in leaf-shutter that can sync at up to 1/2000 second. The pricing here in Canada for that lens will be right around \$6,000 and we are taking preorders now.

The other lenses that were announced (pricing TBD) are a 22mm (about like a 17mm on 35mm), a 35-75mm zoom



(like a 28-60mm zoom on 35mm) and a 65mm, roughly equivalent to a 50mm lens.

Hasselblad's X1D-50c bodies are shipping, although we are still waiting for the special '4416' edition kits. We hope to see some of those in the next few weeks. If you weren't aware, we do have an X1D-50C in our rental dept. too.



Certified Pre-Owned

One other point to note is to look at Hasselblad's oft-updated CPO list, which shows currently available Certified Pre-Owned gear that they have for sale. CPO items have a 6 month factory warranty and the list will indicate a shot count (if relevant) and the item's condition. There are some clean H6D-50C bodies that are starting to show up as CPOs, since people are upgrading to 100 megapixel models now, and with those you can actually order them as a "premium kit" with an enhanced warranty. You can order any of the CPO items from us and as a rough estimate, just multiply the price by 1.35 currently to estimate the landed price in CDN dollars.

Here is a direct link to the current CPO list, which also mentions the premium kit option for the H6D-50c: <http://hasselbladbron.com/cpo.pdf>

Canon Rebates

Until April 27th, Canon has a bunch of body and lens rebates again, including some flashes this time as well. Here is a list of some of the more interesting rebate amounts for April, but call for the full list or to inquire about a specific item...

EOS 7D Mark II w/W-EI - \$150

EOS 80D w/18-135mm - \$280

EOS 70D w/18-135mm - \$425

EF 35mm f/1.4L II - \$270
 EF 50mm f/1.2L - \$240
 EF 85mm f/1.2L II - \$210
 EF 100mm f/2.8L IS Macro - \$160
 EF 500mm f/4L IS II - \$410
 EF 600mm f/4L IS II - \$520

EF 100-400mm f/4.5-5.6L IS II - \$340
 EF 200-400mm f/4L IS w/1.4x - \$510
 600EX II RT - \$45
 430EX III RT - \$45
 ST-E3 Transmitter - \$57

Nikon

While Nikon doesn't have any major rebates or sales for April, stay tuned for May where you should see some very good deals! Start saving your pennies now!

Sony

Sony has some body rebates for April as well, although E-mount lenses won't be rebated. Here is a partial list of rebate amounts for two weeks mid April (7th to 20th). Some rebates have slightly differing starting and ending times...

A6300 Body - \$50
 A7 Mark II - \$100

A7S Mark II - \$100
 A7R Mark II - \$100

Trip followup: Fujifilm XF 23mm f/2 R WR in the California Desert

In mid March, I took an impromptu one week road-trip to the southern California deserts. After years of drought, they finally had lots of rain this winter, and it's said to be the best bloom in nearly 20 years. The media is calling it a wildflower "SuperBloom". I shot with my Fujifilm gear of course, and used the new 23mm f/2 quite a bit. It has turned out to be a fantastic lens and holds its own against its chunkier big brother, the XF 23mm f/1.4. For these desert shots, I was

usually stopping down for greater depth of field, so hiking around the 36°C heat with the lighter lens was a no-brainer. Attached are some photos from the blooming desert, which I took with the great little 23mm f/2...



Above: Joshua Tree National Park
 Fujifilm X-Pro2 w/ XF 23mm f/2 R WR lens
 1/1700 sec; f5.6; ISO200



Above: JAnza-Borrego Desert State Park
Fujifilm X-Pro2 w/ XF 23mm f/2 R WR lens
1/1700 sec; f5.6; ISO200



Right: JAnza-Borrego Desert State Park
Fujifilm X-Pro2 w/ XF 23mm f/2 R WR lens
1/680 sec; f9; ISO200

Below: Joshua Tree National Park
Fujifilm X-Pro2 w/ XF 23mm f/2 R WR lens
1/500 sec; f9; ISO200



PRO SALES

KEN S.

New Products Announced



Sekonic has changed the face of light metering with the new Sekonic L-858 Speed Master light meter. It was a long time waiting as it was announced at Photokina back in September 2016, but only came to market recently. What makes this meter so amazing along with its many new functions is that it is the first light meter to measure flash duration. Sekonic has packed so much in to this light meter it could be the last light meter you

may ever need. Once you understand flash duration you will be on the road to taking some amazing images where you can capture motion. Sekonic also included an HSS feature. The L-858D is the first meter of its kind that can measure the stroboscopic pulses fired from strobes when they are used for Hi-Speed Sync. Photographers now can accurately measure their lights when they want to overpower the sun or achieve a very shallow depth of field by using HSS.

Like its predecessor the L-758, the L-858D has a built in spot meter, but now the expanded 1-degree spot meter has a broad reading range from EV 1 to EV 24.4 for ambient light and measures flash down to f/2.0. Its viewfinder has a diopter correction and full-information data display.

Sekonic has also returned to offering end users the opportunity to purchase either the PocketWizard or the Elinchrom/ Phottix module to allow you to not only fire your strobes but wirelessly control your strobes right from your light meter. Also worth mentioning is that it is the same meter for photographers and film makers / videographers. Cine features are built into the same meter.

Other new and improved features include:

- Measure ambient light for shutter speeds between 30 min. to 1/64,000s

- Measure strobes for shutter speeds between 30 min. to 1/16,000s
- Additional ISO range from ISO 3 to ISO 13,107,200, with ISO 850 for cinema cameras
- Measure from 1 to 1000 fps or shutter angles of 1 to 358 degrees
- Filter Compensation Mode
- 2.7" Color dot-matrix touch screen
- Connectivity with MAC/PC DTS Software
- All-Weather Design

Sekonic L-858 Speed Master Light meter \$899.95

Hensel announces their first battery powered compact flash units.



The Hensel Foris 400 & Foris 800 will be Hensel's first entry into the world of portable battery powered monolights. Starting later in to the race has allowed Hensel to add features that other manufactures may have left out. Due to be released this summer the initial tests and reviews are very positive. Some of the features that look impressive are that you will be able to use a drop in Lithium battery or a plug in AC adaptor. This allows this monolight to work equally well in the studio and on location. What the Foris 400 and Foris 800 will have that some other battery powered Monolights don't have is TTL capability. What is yet to be seen is which camera manufacturers Hensel will chose to release the first TTL transmitters for. Canon and Nikon are the logical choices but Sony can't be far behind. I put a suggestion (not that I was asked) to be

passed on to the design engineers that Fujifilm be included in the lineup of which cameras the Foris will work in TTL mode, and was told they were already considering Fujifilm as a possible choice. That option could also separate them from other manufacturers.

The Foris will also be capable of High Speed Sync (HSS), but what makes them different is that it will have the capability of switchable flash durations for optimizing HyperSync operation. I will certainly be interested in seeing how this feature will work. Also the Foris will be compatible with the newly released Hensel WiFi Remote App.

There is so much going for these units that makes them very attractive, but what we still do not know is what they will sell for. If they place themselves in the middle of the market they will certainly sell very well.

Last chance for the “Buy a B1 or B2. Get an Air Remote for free.” Deal!

Buy a **B1 or B2 Off-Camera Flash kit** before April 21, 2017 and get any Air Remote TTL for Canon, Nikon, the new Air Remote TTL-S for Sony, or Air Remote for free.

Get the most out of your **B1 or B2 “To Go” or “Location” kits** by purchasing a Profoto B1 or B2 kit before April 21, 2017 and get a free Air TTL for Canon, Nikon, Sony or Profoto Air Remote FREE! That is up to a \$599.00 value. Don't let this offer pass you by.

Manfrotto 055 Pro Tripod Specials for the Month of April.

Manfrotto 055 Pro w/ MHXPRO-3W Pan head
Sale \$369.95 Reg. \$465.95 (limited quantities!)

Manfrotto 190 Pro 3 w/ MHXPRO-BHQ2 Ball head
Sale \$329.95 Reg. \$385.95

Manfrotto 190 Pro 3 w/ MHXPRO-3W Pan head
Sale \$369.95 Reg. \$425.95

Manfrotto 190 Pro 3 Aluminum tripod
Sale \$211.95 Reg. \$271.95



Manfrotto 190 Pro 4 section Carbon Fibre tripod
Sale \$476.95 Reg. \$571.95

CSA Certification for Your Lights

I want to share an article written by Will Prentice in the PHOTO News Spring issue. It is the first in a series aimed at educating the public on electrical safety matters, and it does matter! This is definitely something to be aware of when you consider purchasing your next set of strobes or continuous lighting.

Electrical Safety Matters

Will Prentice

With the advent of international shopping, you now have access to thousands of products not found on store shelves. There are products you wish your local retailer had in stock. There are products that are drastically cheaper. You want the knowledge and service provided by your favorite store and want the lower price found online. So why can't you have it all?

There are many reasons at play; right now, let's focus on electrical safety.

Canada's electrical supply is 120 volts and 60 Hertz. Any product that plugs into a wall outlet must run properly on 120 volt/60 Hertz power. Other countries use supplies from 100 volts up to 240 volts and either 50 or 60 Hertz. Electrical products are generally incompatible between the different voltages and frequencies – that's one reason we have travel adapters. There are some products, such as laptop power adapters and mobile device chargers, that are designed to work over multiple voltages.

Any product that is sold in Canada that plugs into a wall, from battery chargers to strobe lights to computers to lamps, is required to pass safety certification Standards as established by the Standards Council of Canada. This used to be called CSA, or Canadian Standards Association, approval. Each province has their own requirements and lists of approval agencies – a web search for the Electrical

Safety Authority in your province/territory will show you the specific regional requirements.

What are these Standards? The standards detail the requirements for components to properly handle their minimum power requirements – at least 120 volts. There are standards for the diameter of all wiring inside the product and the wiring that goes to the plug for the wall; for the types of resistors and transistors and how the ground wire is attached; for any fuses, internal or external.

Electrical Safety Standards are set not only to ensure the product is designed for our electrical supply, but also to ensure protection devices, such as shut-offs and fuses, are installed in the correct order. Do you know where in the power delivery system the fuse should be installed?

The objective of meeting these Standards is to reduce risk to you, the photographer, and your customers. These risks are usually personal injury, such as fire or explosion or shock hazards.

What does it mean to be Approved? Agency inspectors look under the hood to ensure that everything meets our standards and requirements. This inspection can be done right at the factory or by the distributor who imports the product. If the product meets Standards, an appropriate sticker is affixed proclaiming that product as compliant. If the product doesn't meet Standards, the manufacturer is advised of the necessary changes.

Approved products can also be subject to safety recalls or alerts. Health Canada is responsible for Consumer Product Safety. They regularly publish recall information and notices to keep Canadians informed and safe. Have you received an email from overseas about your battery charger?

Next issue, we'll explore the insurance and business implications of non-approved photography equipment.

Will Prentice is portrait and landscape photographer and regular contributor to PHOTO News

PHOTO News, Volume 26, Number 1 / Spring 2017

RENTAL NEWS

JASON K.

NEW for Rentals!

Profoto Air Remote TTL-S for Sony

One notable new item in our rental pool this month is the new Profoto Air Remote TTL-S for Sony cameras. With it, you can trigger select Profoto monoheads and packs using your Sony camera, and with the Profoto B1, B2, D2 & Pro-I0, you can even have a TTL mode for fully automatic exposures! With the Air Remote TTL-S, you can even have high-speed sync with the transmitter, and of course, you can also trigger the strobes in manual mode. Please note, that the flash mode must be set to WL and silent mode cannot be used with the remote. **\$20/day**



Fuji X-T2 Mini Review:

With the popularity of the FujiFilm X series cameras and lenses, I was never able to take out and try the FujiFilm cameras we have in our rental pool. I was finally able to try out our FujiFilm X-T2 and the FujiFilm 100-400mm f4.5~5.6 telephoto zoom lens on an Anna's hummingbird nest that I found. I was very surprised as to how good the image quality of the RAW files were, and low light/high ISO was not a problem out to 4000 ISO, which is excellent for an APS-C sized sensor! **\$125/day**





PHOTOGRAPHY GEAR BUYING EVENT



BEAU PHOTO

Monday & Tuesday, April 3rd - 4th

FROM 9:30 AM – 4:00 PM

1520 W 6th Ave
Vancouver, BC V6J 1R2 Canada
(604)734-7771

Are you looking to sell some of your camera gear? The boys from KEH will be at Beau Photo for two days, April 03 and 04 from 9:30 to 4:00 PM buying used cameras, lenses and some select camera accessories.

Looking to trade up to a new camera, lens or even purchase a printer? You will get an extra 10% bonus if you spend what KEH offers you at Beau Photo. This means that the money is deposited to your account and you have to apply it to your purchases at Beau photo. You do not have to spend it right away if you are waiting for that next greatest camera, lens or whatever that might be coming down the road. The money will be waiting for you when the time is right.

BAGS ETC.

MEGHAN S.

New!

Roots 73 Camera Bags

Previously I had mentioned these great Roots bags as a special order only, but there has been renewed interest in them so we have brought some into the store as regular stock. They are all very nice, reasonably priced camera bags that will be great for anyone with a smaller system such as a mirrorless or SLR camera. My favorite is the Flannel & Grey Collection, which I have two of already myself! There are two typically ROOTS collections, which are both classic and some would say very...Canadian.

Grey/Flannel Collection



This collection includes a small shoulder bag that is perfect for a compact camera or small film SLR, a messenger bag which fits a mirrorless or film kit with several lenses and a small backpack, which is great for everyday use with room for camera gear on the bottom and personal items up top. We are now currently stocking the small shoulder bag and the messenger and may also bring in the backpack. For now it can easily be special ordered though! I love these basic shoulder bags and their flannel interior! The dark canvas exterior and brass clasps are very stylish looking, but don't scream 'camera bag' either, which is nice when you are using it as an everyday bag. The messenger bag also opens two ways, with the clasp closures or the buttons for quick access. All the bags are well padded, so your equipment stays safe, and the messenger bag comes with a rain cover. Both also

have rubber feet so that when you set it down you don't have to worry about getting the bottom of the canvas part of the bag dirty or wet.



I have the small shoulder bag and use it a lot for my Pentax Auto 110 camera and all its lenses. I love how small and lightweight it is! I will often take it when I'm out on a walk and want to have a camera but don't feel like being weighed down by a larger kit. You could also fit in a mirrorless camera with a short lens attached for a slick, very streamlined daily carrying bag. If you are one of those people that loves to always carry a small camera, it would be a perfect tiny bag. It also works well for a point & shoot camera of any size with a wallet, phone and other necessities or if you are already carrying a large camera in hand and just want a small bag to put your extras such as batteries, lens caps, a flash or memory cards in. It's a very handy, very small camera bag! The larger messenger bag I also own and keep my whole Pentax K100 kit in it which includes the camera, 2 prime lenses, a tele photo and a zoom lens (with one lens attached.) It's a great day pack for wandering the city taking street photos and it also includes a small pocket in the back for your phone or wallet.

Flannel/Grey Collection Shoulder bag - \$24.00

Flannel/Grey Collection Messenger bag - \$47.00

Classic Collection

The Classic Collection is all about the messenger bags. They range in size from extra small to large, so there should be a size for everyone! The extra small is even smaller than the small shoulder bag in the Flannel

Collection, however it includes a loop so it fits onto a belt, as well as a shoulder strap. All of the bags in this collection also have zippered closures instead of the clasp or snap closure that the Flannel Collection have. I like their aptly named "classic" look that is certainly a throwback to retro style camera bags, which includes a sandy colored canvas exterior with leather accents, rubber feet and brass hardware. This line features outer pockets as well and on the medium and large sizes, more pockets and zippered closures inside. The medium and large bags also have the option to remove the drawstring padded camera compartment entirely and use the bag as an everyday messenger style bag. The small, medium and large sizes all also include a rain cover.

Here's an idea of what will fit in each size:



XS Classic Shoulder bag - \$24.00 – Will fit a compact mirrorless camera OR a point & shoot camera.



SM Classic Shoulder bag - \$76.00

Fits a mirrorless or film SLR camera with an extra lens or accessory.



M Classic Shoulder bag - \$114.00 – Holds small DSLR or SLR camera with 1-2 extra lenses, small tablet and accessories.



L Classic Shoulder bag - \$133.00 – Will fit standard DSLR camera with 1-3 additional lenses, small tablet and accessories.

Vanguard Camera Bags

We have in a few new bags from Vanguard to add some variety to the camera bag options at a reasonable price. There are quite a few different types but I thought these

four would be the most useful!

Alta Fly 49T Rolling bag – \$285.00

This rolling bag will replace the Quovio 49T that we previously stocked. It is very similar to its predecessor with



all its great accessibility and organizational qualities, with even a few more added! There are many pockets inside and out for lots of accessories and it even makes great use of its space at the back where normally a double bar retractable handle would go with two sneaky compartments instead on either side of its T-shaped retractable handle. Its full front access is great for organizing all your gear, but with its snap zipper stoppers and unique shape it allows you to have quick access to your camera kit by only opening the



very top of the front flap when you are ready for action. It is carry-on size and very compact, yet allows you to fit 1-2 DSLR bodies, 5-7 additional lenses, a laptop and tablet, 2 flashes and numerous accessories. Includes full coverage rain cover:

Alta Rise 28 Messenger bag – \$103.95 A great sized messenger bag that can hold a DSLR kit with lens attached, 2 additional lenses and a flash, which can all be easily found in its bright yellow interior. It also has the option to



expand the width to accommodate more robust lenses or larger accessories. There is room for a small laptop or tablet up to 10" and cords, cards or other smaller accessories in

more pockets under the front flap. This is a well-padded bag, sure to keep your gear safe, even when expanded. Includes rain cover.



Alta Sky 51D Backpack – \$292.00

This very innovative backpack has many options to access your gear and allows you to even set up two different systems if necessary and keep them separate but easily accessed. The main compartment can be accessed from the front, top or side with room for 1-2

DSLR bodies with attached lens (up to 70-200 f/2.8), 3-4 other lenses, flashes and accessories. In the bottom compartment there is room for a compact or mirrorless camera with an additional lens, which can be accessed at the front bottom. If you don't need both compartments for gear you can easily put every day or hiking essentials in one of the sections instead too. In the back there is a dedicated padded laptop compartment as well. There are also plenty of well thought out pockets for organizing your accessories, some of which that can be accessed from both the inside of the bag and the outside, as well as water bottle pockets on either side and a smartphone specific pocket with headset port.



Alta Action 70 Tripod bag – \$45.00

I have also brought in a reasonably priced tripod bag that will fit all of Vanguard's Alta Pro tripods or other tripods up to 70cm in length. Designed to attach easily to the Vanguard Alta bags as well, it is a great companion bag for your smaller tripod to make wearing a backpack and carrying a tripod a lot easier. For carrying the bag on its own, it includes a comfortable shoulder strap as well. It is also well padded to keep your tripod safe and is waterproof all along the bottom to keep it dry when you set it down.


**Seamless Paper Sale**

Overstock and special order colours not picked up! Limited quantities at great prices.

9x36 - Sale \$59.00

Regular \$79.00

Olive Green

**ACCESSORIES**

SIMON B.,

STO-FEN Omni

Bounce is a simple solution for diffusing an on camera flash. Often photographers require a flash indoors but want a more natural looking light. The STO-FEN Omni Bounce is compatible with most flash products on the market and helps produce softer shadows and a more natural glow,, rather than the harsh effect created when using a direct flash. The STO-FEN clips onto the flash very firmly to prevent the diffuser from falling off.



* Sale on in stock items only.

Sto-Fen Omni – Bounce 900 \$5 - was \$29.95

Compatible With: SB-900 Flash Units

Sto-Fen Omni – Bounce 422 \$5 - was \$29.95

Compatible With: Sunpak 422 – 433 – 444- 383 – 30DX Flash Units

Sto-Fen Omni – Bounce 600 \$5 - was \$29.95

Compatible With: Nikon Sb-600 Olympus FI-36, Sunpak Pz42x Flash Units

Sto-Fen Omni – Bounce Ct-45 \$5 - was \$29.95

Compatible With: Metz CT/CL45 Flash Units

Sto-Fen Omni – Bounce Ex \$5 - was \$29.95

Compatible With: Canon 420EX Flash Units

Sto-Fen Omni – Bounce Et \$29.95

Compatible With: Canon 600EX-Rt Flash Units

Sto-Fen Omni – Bounce Ey \$29.95

Compatible With: Canon 580EX & 580EX-II Flash Units



Project Instant
Retro v4.0
Gratification

April 4th – May 7th, 2017

Opening April 5th, 6pm – 8pm

Science World – Aurizon Atrium

BEAU
PHOTO

SCIENCE WORLD at
TELUS WORLD
of SCIENCE



FUJIFILM
IMPOSSIBLE



CAPTURE
PHOTOGRAPHY FESTIVAL

April Means Great Photography Exhibitions and Events all around Vancouver!



Capture Photography Festival is devoted to exhibiting challenging and thought-provoking photography from local and international artists.

Launched in 2013, the annual not-for-profit Festival strives to nurture emerging talent, engage community, and spark public dialogue about photography as an art form and a vessel for communication.

The April 2017 edition presents photography at over 70 esteemed galleries and community spaces throughout Vancouver as part of the Festival's Selected and Open Exhibition Programs, and further includes public installations, tours, films, artist talks, and the inaugural Vancouver Photo Book Fair.

Film / Analogue

NICOLE L-D. / MEGHAN S.

127 Film

As I've mentioned before 127 cameras are irresistibly cute and most take shockingly good photos. Luckily, Beau Photo now is stocking **Rera Pan 100 B&W 127 film**, so your 127 cameras won't go hungry! This particular film is made in Japan by Kawauso-Shoten. I have yet to test a roll though and this weather has been less than ideal...

Beau Photo at the Camera Swap

We will be at the Camera Swap on **Sunday April 2nd**. This one is at the **Croatian Cultural Centre**, located on 3250 Commercial Drive at 16th Ave. You'll find everything from fascinating vintage cameras to newer digital cameras and everything in between. Doors open at 9am and close at 4pm. Come by to have a look at some great used gear and say hello.

Film Washi-D Testing



Sadly, my Washi - D test was a bit of a flop. I loaded it in my Kodak Retina IIa, which appeared to be functioning optimally. I took a few photos around my apartment and off the balcony, then decided it was safe to venture outside into the snow. After shooting the roll, I had it processed by an expert, who decided that because it is a much thinner

than usual film base she would use a plastic Paterson reel rather than a metal one. It was developed in Blazinal 1:50 for 11 minutes. The frames I shot inside turned out well, however much to my dismay the ones I took outside were VERY underexposed, then faded into not exposed at all.... This very rarely happens. If anything usually goes wrong



with my exposing or camera, it is the photos I shoot inside that don't have enough light. Regardless of the problems, I really liked the few shots I did manage to

get. In my opinion the grain and contrast were pronounced but in a rather pleasing manner. I might try shooting the film on a less snowy much sunnier day next time.

Washi D 35mm - \$12.82



Orwo DP3I Film

My Orwo DP3I Dupe Positive 3ASA test went well. Though I did have a scare with it too. My Nikon F80I did freeze up when I got to the end of the roll and refused to rewind. Suffice to say my cameras and I are ready for warmer






weather! I took this roll to Rocket Repro for developing and they put it through regular B&W process. It came out how I expected, high contrast and with an interesting foggy effect. Not unlike the Kono Rekorder film. **Orwo 3 35mm film - \$9.14**


Lumen Printing

Now that I have a deck again I am doing a little lumen printing. Lumen printing is when you use any darkroom paper or film (expired or not), and press something against it, sandwiching it between the paper or film and glass. Then UV sunlight (or cloud light) will shine through the glass and flowers (or whatever) onto the paper leaving an impression or shadow of the object burned into the paper.




Lumen print on expired unfixed Ilford Fibre paper

Afterward you take the things (flowers & glass) off the paper and scan it. If you would like some permanence to your lumen print you would fix it and then rinse it. I have found this changes its tones from pinkier to peachier:



Lumen print on Ilford RC Pearl paper



Lumen print on expired unfixed Ilford Fibre paper

RENAISSANCE ALBUMS

SIMON B.

Renaissance Albums - Slip in Album Sale

Exclusive to Beau Photo Supplies - Limited Quantity

The **Library Album** is an elegant book that features durable bound pages with beautifully gilded edges. Large albums take large mats (up to 10"x10" 25.4cm x 25.4cm)

*Important: This product is intended for self assembly, and requires photo mats for each page, which are \$1.83 each.





Shantung Black Silk
LIBLG-SSI-12BBSQ
LARGE - 12 page
30% OFF
Sale \$118.65
Reg.\$169.50

Luxesuede Black
LIBLG-LXI-12BSSQ -
LARGE - 12 page
30% OFF
Sale \$110.16
Reg.\$169.50



Madison NL – Embossed Black
LIB91-18BS-EM ---- LARGE ---- 18 page 30% OFF
Sale \$135.10 Reg.\$193
LIB91-24BS-EM ---- LARGE ---- 24 page 30% OFF
Sale \$166.60 Reg.\$238



MILANO ALBUM

Milano Albums offer the refined style of a set capacity book with flexibility. Pages are not included with the cover and sold separately. The albums are designed so that pages can be inserted and removed. Milano pages work with the Renaissance mat system.

Milano Albums utilize the versatility of the removable pages. Large albums take large mats up to 10x10. The albums capacities are ready made for immediate delivery and each page has 2 sides.

*Important: This product is intended for self assembly, and requires photo mats for each page, which are \$1.83 each, and Milano pages are \$7.61 each.

Milano - Madison NL - Matte Black Cover

MIL91M-SQ-12 - LARGE - 30% OFF Sale \$75.60 Reg.\$108
MIL91M-SQ-15 - LARGE - 30% OFF Sale \$75.60 Reg.\$108

SEVILLE ALBUM

Whether used as a companion album, a portrait book or a high-end proofing book, the Renaissance Euro-Ring Seville

Album is an ideal choice for any special occasion.



Seville Album - Madison NL - Matte Black Cover

Seville 8x8 Matte Black Cover 15% OFF

Sale \$43.14 Reg.\$50.75

Seville Pages 35% OFF Sale \$1.03 Reg.\$1.59

PARK ALBUM

Clean features and a polished presentation define this album. The Park Slip-In album offers a high-end blend of ease and beauty. Full-sized images are framed into a luxurious presentation.

Park Album - Madison NL - Matte Black Cover

SI-BS-0810-10BB - 15% OFF Sale \$110.50 Reg.\$130

SI-BS-0810-15BB - 15% OFF Sale \$129.20 Reg.\$152

PRESENTATION PRODUCTS

BARB B.

Hoppy Easter! I hope the bunny finds you and leaves you many yummy treats!

Spring has finally sprung in the lower mainland. We've received a number of orders for spring sports and customized graduation mounts, and have followed up with the clients who normally order at this time. If you have a project looming and need advice, illustrations, samples or lead time required, please get in touch. barb@beauphoto.com

Spring at Beau Photo also signals it's time for physical inventory count (oh, joy) and inventory clearance sales (oh, boy!). Here are folders we have on clearance:

If your wedding clients decide to acknowledge their gifts in a traditional way, Thank You cards with photos make great keepsakes for their guests and can be a great way to generate extra revenue for you. We have a good selection of our Canadian-made **AGT Duchess, Princess, Tara, and Special Vancouver Thank You cards** (both black and white) in 2x3/3x2 sizes on special at clearance prices.



Following our switch from TAP to Tyndell products, we have a limited quantity of some sizes of the **TAP Buckeye and Winslow folders, Panel Mounts and Memory Mates, CD folios and proof folders** available at blow-out prices. If you don't have quite enough of the right sized mount in your storage area, please let me know what you need and I'll do my best to provide it for you!

SOULmate
productions
presents

UNSCRIPTED

STREET . PHOTOGRAPHY .



STREET PHOTOGRAPHY 101

THE WORKSHOP BY ALLAN FLORENDO

A 2-DAY HIGH IMPACT WORKSHOP WHERE YOU LEARN:
COMPOSITION TECHNIQUES, VISUAL STORYTELLING
AND LOTS OF WALKING AND SHOOTING

MAY 20 -21, 2017
VANCOUVER

\$295 to register pls txt 604 3650077
or email william@soulmatepro.com

Proudly Sponsored by



SLIDELUCK VANCOUVER IV

THEME:

INFLUENCE

CALL FOR ENTRIES | DEADLINE: MARCH 20TH



BUILDING COMMUNITY THROUGH FOOD AND ART

FRIDAY APRIL 28TH

BEAUMONT STUDIOS - GRAND HALL 326 W 5TH AVE

PRESENTED BY SLIDELUCK VANCOUVER | CAPIC VANCOUVER | PART OF CAPTUREFEST 2017



CAPTURE
PHOTOGRAPHY FESTIVAL

SLIDELUCK.COM | CAPIC.ORG

✉ VANCOUVER@SLIDELUCK.COM | 📱 SLIDELUCKVAN | 📺 SLIDELUCK_VAN | 📺 SLIDELUCKVANCOUVER

DESIGNED BY CHARMAINE CHENG



photography by: Joe McNally



photography by: Dani Miller



INTERNATIONAL PHOTOGRAPHY
CONFERENCE & EXPO

—  —
CONGRÈS et SALON INTERNATIONAL
de la PHOTOGRAPHIE

**Get inspired at the
International Photography
Conference and Expo,
April 29 to May 2, 2017,
in Ottawa!**

For more information, please visit:

www.ipce-csip.com

**Speaker Lineup: Joe McNally,
Joel Grimes, Drake Busath
and more..!**