



Road trip through the Rockies to the PPOC Convention

Lake Louise, AB Fujifilm X-T10
w/ XC 16-50mm f/3.5-5.6 OIS

BEAU

PHOTO

Beau Newsletter - May 2016

GoPro Accessories on Sale • Used 617 Panorama Camera • New Fujifilm Event Printers for Sale and Rental • Two New Bodies from Sony • 100MP Hasselblad Backs • LowePro Pro Runner Rolling Backpacks • Fujifilm Rebates on Instant Printers and Cameras • Used I20 Film Cameras and Some Test Images • You Can Now Order Metal Prints • more...

PRO SALES

KEN S.

GoPro Accessory Sale

We are well stocked up on GoPro cameras and accessories so come in and get ready for your summer adventures.

GoPole Accessories

GoPole makes unique accessories for GoPro, and **during the month of May get 15% off all GoPole products.**

Check out the GoPole Scenelapse, the 360 degree time-lapse device. Scenelapse is a rotating time lapse device that



is used to capture panorama photos & video. Scenelapse spins up to 360° in 60 minutes. Perfect for those budget conscious photographers **They are just \$47.55 for the month of May.**

Lighten up your GoPro with Qudos LED lights

The Qudos action (Light) from Knog seamlessly partners with the GoPro 2, Hero3, 3+ and 4, as well as Sony action cam or any action camera with GoPro conversion mounts. It delivers 400 lumens of light from its three powerful LEDs yet only weighs 150 grams. With multiple modes to adjust



brightness and light beam the Qudos Action allows users to control their shots in any scene or location – whether underwater, on the trails, or on mountain peaks, finally there is a light that will go anywhere your GoPro takes you. While quantities last!

Qudos Action Light (Black) - Sale \$89.00 Reg. \$129.95

Qudos Action battery pack - Sale \$29.00 Reg. \$39.95

Qudos Action mount pack - Sale \$16.00 Reg. \$19.95

New in Used.


Tomiya Art 6 x17 Panorama Camera 170-II

The Tomiyama Art 6 x17 is a Japanese made panoramic camera that uses 120 roll film and creates a beautiful 6x17cm negative or transparency. This gives you four exposures with a 3:1 aspect ratio. This camera comes with a Schneider Super Angulon 90mm f/8 lens. \$1350.00




Profoto B1 and B2 OCF Beauty Dish offer ends soon.

If you are sitting on the fence and have yet to purchase your B1 or B2 To-Go or Location Kit don't wait much longer as you will miss this incredible deal. Purchase your B1 or B2 from now until June 7th 2016, and you will get a white



OCF Beauty Dish and an OCF speeding at no charge. This is a total value of \$394.00. So in case you needed just one more reason to purchase your own Profoto B1 or B2 Off-Camera Flash Kit, now you have it!



Tokina Spring Sell-Thru Extended

Tokina have extended their lens rebates until May 22nd!
Here is a concise list...

TOKINA Lens Rebates	Rebate
10-17mm f/3.5-4.5 FISHEYE for Nikon	\$50.00
10-17mm f/3.5-4.5 FISHEYE for Canon	\$50.00
10-17mm f/3.5-4.5 FISHEYE No Hood for Nikon	\$50.00
10-17mm f/3.5-4.5 FISHEYE No Hood for Canon	\$50.00
11-16mm f2.8 built in AF Version II Sony	\$50.00
11-20mm PRO DX Nikon	\$50.00
11-20mm PRO DX Canon	\$50.00
14-20F2 PRO DX Nikon	\$50.00
14-20F2 PRO DX Canon	\$50.00
12-28mm F/4 for Nikon	\$50.00
12-28mm F/4 for Canon	\$50.00
16 - 28mm f/2.8 for Canon	\$30.00
16 - 28mm f/2.8 for Nikon	\$30.00
24-70mm F2.8 Pro Nikon	\$50.00
24-70mm F2.8 Pro Canon	\$50.00
100mm f/2.8 Macro for Nikon	\$30.00
100mm f/2.8 Macro for Canon	\$30.00
70-200mm F4 PRO FX N/AF	\$50.00
11-16mm T3 CINEMA for Canon EF Mount	\$500.00
11-16mm T3 CINEMA for MFT Mount	\$500.00
11-16mm T3 CINEMA for PL Mount	\$600.00
16-28mm T3 CINEMA for Canon EF Mount	\$500.00
16-28mm T3 CINEMA for PL Mount	\$500.00
16-28mm T3 CINEMA for E Mount	\$500.00
50-135mm T3.0 CINEMA for PL Mount (Footage)	\$500.00
50-135mm T3.0 CINEMA for Canon EF Mount (Footage)	\$500.00

DIGITAL

MIKE M.

Prices are up but there are some rebates on the horizon...

Now that we are through April, pretty much all the camera price increases have taken effect - Fuji, Sony, Canon and Nikon. However there is a bright spot if you are a Canon shooter, since **Canon has some rebates running from April 29th to June 9th**, with a few extra ones for Mother's Day, running from May 13 through to June 9th. Here is a list of those rebates...

DSLR	Item Code	IR Effective Period Apr 29 - Jun 9
EOS 5DS R Body	0582C003	\$40
EOS 5DS Body	0581C003	\$40
EOS 5D MK III Body	5260B003	\$220
EOS 5D MK III w/EF24-105L IS	5260B010	\$220
EOS 6D Body	8035B003	\$95
EOS 6D 24-105 L IS U	8035B010	\$95
EOS 7D MK II Body	9128B003	\$185
EOS 7D MK II 18-135 STM Kit	9128B017	\$185
EOS 70D Body	8469B003	\$120
EOS 70D 18-55 IS STM	8469B010	\$120
EOS 70D 18-135 IS STM	8469B017	\$120
T5 18-55 IS II Kit	9126B004	\$95
T5 18-55 III Kit	9126B005	\$80

DSLR	Item Code	IR Effective Period Apr 29 - May 12	IR Effective Period May 13 - Jun 9
EOS 80D 18-135 IS U	1263C009		\$280
T6S Body	0020C002	\$160	\$70
T6S 18-135 IS STM	0020C004	\$160	\$70
T6i Body	0591C002	\$185	\$95
T6i 18-55 IS STM	0591C004	\$185	\$95
T5i Body	8595B002	\$105	\$60
T5i 18-55 STM IS Kit	8595B004	\$105	\$60
T5i 18-135 STM IS STM Kit	8595B006	\$176	\$60
SL1 Body	8575B002	\$30	
SL1 18-55 IS STM Kit	8575B004	\$160	\$100

DSLR ADD A LENS	Item Code	IR Effective Period Apr 29 - May 12	IR Effective Period May 13 - Jun 9
70D/All Rebels* + EF-S 55-250 IS STM	8546B002		\$55
70D/All Rebels* + EF 75-300/4-5.6 III U	8472A002	\$47	\$47
70D/All Rebels* + EF S24/2.8 STM	9522B002		\$40
70D/All Rebels* + EF 40/2.8 STM	6310B002		\$113
70D/All Rebels* + EF 50/1.8 STM	0570C002		\$39
70D/All Rebels* + EF-S10-18/F4.5-5.6 IS STM	9519B002		\$71

CPP	Item Code	IR Effective Period Apr 29 - Jun 9
CP1200 Black	0599C001	\$13
CP1200 White	0600C001	\$13
CP910 Black	8426B001	\$5
CP910 White	8427B001	\$5

For Fujifilm, none of our regular stocking X-system items are on rebate. For Sony, it is hard to tell since rebates can change weekly, so call us to find out what might currently be on rebate.

Fujifilm News

As mentioned in last month's newsletter, we are now dealers for Fujifilm's high-speed/high-volume photo printers.

High-Volume Event Photography Printers

Beau Photo now carries these high volume printers that are perfect for your next event. We also stock the media, ink and ribbon you need to keep the prints coming!



\$3,899

Frontier DX100 Printer

- a compact, pigment inkjet based printer.
- print standard sizes from 3.5"x5" up to 8"x39" panoramic formats.
- vivid, yet accurate colour reproduction with great skin-tones.
- prints are waterproof with longevity that can match or exceed traditional photographic printing processes.
- prints up to 360 4x6 prints per hour, or one every 10 seconds,

Fujifilm ASK 300 Dye-Sublimation Printer

- a compact dye sublimation location printer, with an 11"x17" footprint.
- outputs 3.5x5, 4x6, 5x7 or 6x8 sized prints.
- print speed is 12 seconds per 4x6 print
- prints come out of the printer 100% dry and waterproof
- features a dust-proof design, with a filtered and pressurized printing compartment, which minimizes print flaws.



\$1,499

Media

Lustre 6" DX100 Paper Roll (615 4x6 prints) - \$73.99
Lustre 8" DX100 Paper Roll (246 8x10 prints) - \$101.99
DX100 Ink (200mL) - \$89.99ea printer uses a 6 ink set

4x6 ASK 300 Dye-Sub Media (800 prints) - \$209.99
5x7 ASK 300 Dye-Sub Media (460 prints) - \$239.99

*other paper sizes available for both printers



Beau Photo Supplies
1520 W. 6th Ave, Vancouver, BC
604.734.7771

FUJIFILM

We have received a demo Frontier-S DX100 printer already and it is set up and ready to go. By the time you read this, we should also have the new ASK 300 printer available in our rental dept for \$50/day. Media is available for purchase.

Also, by the time you read this, my **full X-Pro2 review** should be up here: <http://mikemander.blogspot.ca/2016/04/fujifilm-x-pro2-review.html>

Our **Coal Harbour Fuji Photo Walk last month** was a success with absolutely gorgeous, warm, sunny weather. Here is my blog posting about the event: <http://mikemander.blogspot.ca/2016/04/beau-photo-fuji-guys-photo-walk-coal.html>

Nikon News

Nikon's new flagship **D5** has started trickling in. Hopefully we will get one for our rental dept. sometime in May. Also, by the time you read this, the highly anticipated **D500** should



have started to ship as well. Initial allocations are depressingly low but we hope to be able to get most people on our pre-order list a D500 by the end of May.



Nikon's lineup of premium, large-sensor P&S cameras, the DL18-50, DL24-85 and DL24-500, have been delayed until much later in the year unfortunately. I am definitely looking forward to putting them through the paces once they are available, especially the ultra-wide DL18-50!

Sony News

At some point in late May, we should have a demo Sony RX1R Mark II available for prospective customers to look at. There has been some interest in this high-end, fixed lens, full-frame model, despite its very high \$4,200 price point, mainly due to its full-frame 42MP CMOS sensor and superb

Carl Zeiss 35mm lens, all in a very compact and well executed body. However understandably, people want to shoot with one first before committing, so we have arranged for a loaner from Sony Canada. If you are interested in seeing this camera, please drop us a line so we can contact you once it is here...



The Sony A6300 bodies have finally started arriving and we also have one in our rental dept. now. We are hoping to see the first G Master lenses arrive this month too.

Hasselblad News - New Camera, New Backs and Updated Lenses!



The big news this month is from Hasselblad. They recently announced their new H6D platform along with new touch-screen LCD, CMOS digital backs. There are two models, the H6D-50c and the H6D-100c, with their model numbers indicating their respective megapixel counts. The 50c has the same 1.3x crop-factor from 645 as the previous model but the new 100c is essentially a full-frame 645 sensor, like the former 60 megapixel CCD model.

The new digital backs are substantially improved over the previous generation, with not just a touch-screen, but with higher speed processing, a USB-C connector for faster tethered shooting, currently at USB 3.0 speeds but also

forward compatible with USB 4.0 apparently, dual card slots (SD and CFast), high frame-rate live-view as well as video capabilities! While both the 50c and 100c can record Full-HD video (1920x1080p at 30fps) in H.264 format, the H6D-100c can also record 4K video (UHD 3840x2160p at 30fps) in a Hasselblad RAW format. This raw video can be converted to Apple ProRes format with Hasselblad's latest Phocus v3.0 software. Not only do the new backs record video, but video seems to be more than just an afterthought: you also get a microphone input port, an HDMI out and even a headphone jack for monitoring audio! There is also a new power input port for running the back off an AC adapter or other 12-24 volt DC sources. This should make the back a bit easier to power when using it on a technical cameras as well.

Hasselblad has also created new versions of all their lenses. While the optical construction has not changed, and Hasselblad assures that they are up to the task of resolving for a 100 megapixel capture, they have got completely revised leaf-shutter mechanisms which can now flash-sync up to 1/2000 second on the new H6D! Not only is the new leaf shutter a lot faster, but it is also a lot simpler and more modern in design, boasting much greater reliability. Hasselblad has internally tested the new shutters to survive up to a million exposures... now that's impressive!

One point is that you won't get upgraded shutter speeds on H5 or older bodies since the body and digital back also play a role in upping those speeds. However the new lenses will work fine up to the old 1/800 second limit on previous bodies. For the moment, the new lenses are priced the same as the previous generation but come June 1st, there is scheduled to be a price increase. Now, back to the backs...

The high ISO and dynamic range capabilities of the new digital backs are also impressive. The 50c has an ISO range of 100-6400 with 16-bit capture and about 14 stops of dynamic range. The 100c boasts a greater ISO range of 64-12,800 and 16-bit capture with 15 stops of dynamic range.

From a resolution standpoint, the 50c has 8272x6200 pixels and the 100c has a whopping 11600x8700 pixels. A 16-bit TIFF file from the 100c will be huge, coming in at 578 megabytes in size! If you wanted to make a large print, you could easily go as big as 72x96 inches (or 6x8 feet) without needing to do any up-sampling.

Live view on the digital backs runs at an impressive 30 fps, whether viewed on the rear LCD, through the HDMI out or via a WiFi tethered iOS device. Yes, WiFi is standard, and lastly, long exposures up to 60 minutes can now be done, and amazingly enough, there is no need to wait for a dark-frame to be captured after a long exposure!

Based on current exchange, in Canadian dollars, the H6D-50c would be \$34,795 and the H6D-100c would be \$44,195. Until May 27th, if you buy an H6D-50c at the regular (non-upgrade) pricing, you will be able to order an upgrade to a new H6D-100c before the end of September 2016, and only pay the difference in price




Upgrade from your older Hasselblad,

Upgrades from older models are also available, for example, if you have an H4D-50, you can upgrade to an H6D-50c for \$22,195 or an H6D-100c for \$29,995, a savings of \$12,600 and \$14,200 respectively. Even if you had a really old H3D-39, you can upgrade to an H6D-50c for \$24,295 and to the H6D-100c for \$31,995, saving \$10,500 and \$12,200 respectively. Competing digital backs can also be traded in for a substantial credit.

We are planning to have a launch event here in July, watch our blog and upcoming newsletter for an announcement.

The H6D-50c will become available soon, and the H6D-100c is slated for the end of June. Please call if you have questions about these exciting new products!

Your subject can be this close
for a price that is within reach.



Nikon D810 Body, 200-500mm f5.6E VR
w/TC-14E III @ 1/250 sec, f8, 1600 ISO



AF-S NIKKOR 200-500mm
f/5.6E ED VR - \$1749

Nikon D810 Body, 200-500mm f5.6E VR @ 1/1600 sec, f5.6, 500 ISO

Images © Jason Kazuta

D5



- New 20.8MP FX-format
- ISO 100 to 102,400
- 153 focus points
- 12 fps continuous w/full AF

D5 body - \$8499

D500



- New 20.9MP DX-format
- ISO 100 to 51,200
- 153 focus points
- 10 fps continuous
- WiFi, Bluetooth, NFC, and SnapBridge

D500 body - \$2699

Now
Shipping!

We have Nikon bodies and an extensive selection of lenses in our rental department. Try one out and apply the rental fee toward the purchase. Ask us for details.



EOS 80D



80D Body - \$1599

**80D Kit w/EF-S 18-135mm
f/3.5-5.6 IS (PZ)**

- 24.2 Megapixel (APS-C) CMOS sensor
- Dual Pixel CMOS AF for Live View shooting
- Intelligent Viewfinder, approximately 100% coverage
- Significantly improved dynamic range
- 45-point all cross-type AF system
- Built-in wireless connectivity
- Full HD 60p movies



Baby Great Horned Owl
Canon EOS 80D + Canon 600mm f4L
1/60 sec, f4.5, 160 ISO
©Jason Kazuta

Canon

BAGS

MEGHAN S.

LowePro Backpacks

If you're looking for a backpack that will carry everything you need and then some, LowePro has the great **Pro Runner series** of bags. It comes in three different versions to keep you covered when you are carrying a serious amount of gear. Though they all hold a lot of equipment they are not overly large or heavy.

Pro Runner BP 350 AW

This backpack is a nice compact design that will still hold a variety of arrangements for equipment, such as a DSLR with lens attached, up to a 70-200mm, as well as 4-5 extra lenses and accessories. It will also hold a 13 inch laptop, tablet and large smartphone. It has a very well-padded back and includes a sturdy waist belt for added support. Included is also a tripod holder attachment, which lets you secure your tripod to the front of the bag with its feet tucked in the holder.

Price \$236.95



Pro Runner BP 450 AW (currently special order only)

A larger version of the BP350 AW, but a very similar construction and layout. This bag will allow you to carry a huge amount of necessary gear including 2 DSLR bodies, 5-6 extra lenses as well as a 15 inch laptop, and tablet. It also includes a tripod holder attachment for the front of the bag.

Pro Runner RL x450 AW II

This backpack is unique in that it is a really great backpack with nice padded straps as well as a sturdy waist belt but it is also a rolling bag for when it starts feeling too heavy. Its straps tuck inside a space in the back compartment and it is equipped with an easily extended handle so you can cruise

quickly through the airport and save your back. It is essentially the same size as the BP 450 AW, holding 2 DSLRs, 5-6 lenses, a 15"



laptop, tablet and more, just with wheels!

Because of its wheels, it does end up being a bit heavier than the other backpacks. **Price \$431.95**



LowePro Whistler Backpacks

For the serious outdoor adventurer this backpack is the ultimate bag for carrying your pro camera gear along with you! This series of backpacks allows you to take it all, as well as giving you plenty of space for your hiking or skiing gear too! It even has attachments on the side made to carry your skis or climbing



gear! Made of a very durable, water resistant outer shell for tough weather and difficult conditions. There is also an added extra water resistant barrier between the main gear compartment and the outer front compartments to give you more protection from moisture when you lie the bag down in wet conditions. Included is an additional all-weather cover as well. We will get in one of the 350AW sized bag soon if anyone wants to take a look.



Whistler BP 350AW - Holds a Pro DSLR with zoom lens, 3-4 extra lenses or flashes, GoPro gear & accessories plus outdoor gear! **Price \$408.95**

Whistler BP 450AW - Holds a Pro DSLR with large lens, an extra pro body, 3-4 extra lenses or flashes, GoPro, laptop, accessories and lots of outdoor gear! It will also fit pro video gear such as a RED camera and accessories. **Price \$446.95**

RENTAL NEWS

JASON K.

New gear for the Rental department!

We have a couple of exciting new items in our rental department this month!

Canon EOS 80D DSLR

We have replaced our hard working Canon EOS 70D DSLR with Canon's new EOS 80D DSLR. Improvements relative to the 70D is a new, higher resolution 24.2 megapixel sensor, a 45 point all cross type AF system, 1080p 60fps video recording & larger buffer. I personally like the 3x-10x digital video zoom feature, as it allows me to get much closer to wildlife and still preserve the 1080p resolution than I would without it. The large tilt screen with touch function is also quite useful, as is the NFC/WiFi function. Another feature of the 80D is that the files had excellent image quality, with a wider dynamic range, and the RAW files seemed to be more malleable compared to past Canon DSLR's.

\$125/day or weekend.



Anna's Hummingbird & nest - Canon EOS 80D + Canon 100-400mm f4.5~5.6L IS II.

Sony a6300 Mirrorless

Sony's replacement for the award winning a6000, the a6300 comes with many improvements and some new features. Some features are: fastest AF for a mirrorless

camera (0.05 sec), 425(!) phase detection AF points, S-LOG2 video recording and 4K video recording with full pixel readout without pixel binning. The sensor is a new high resolution 24.2 MP APS-C sensor with very high image quality for both stills & video. Encased in a diminutive body, the a6300 paired with the 16-50mm Sony E-mount kit lens will make a great travel camera too!

\$100/day or weekend.



Victoria Day Long Weekend

Please note that we will be closed on Victoria Day, Monday, May 23. As with all long weekends, we will be closed for the duration of the long weekend and all rentals will be charged a one day rate. Gear must be picked up Friday after 12pm, and returned by 1pm on Tuesday to qualify for the one day rental rate. Reserve your desired gear soon, as long weekends tend to be popular!

Try New Nikon Gear at the Nikon Walk

On **Saturday, May 14**, the kind folks at Nikon Canada and two Beau Photo staffers will lead a photowalk at an as yet to be decided location. Nikon Canada will be kind enough to bring along some high end gear from the NPS rental pool for participants' use, which will consist of the new D5 & D500 bodies, and also some super telephoto zooms. Keep an eye on our Facebook page and blog for updated news! Space will be limited. Please stay tuned to Facebook, Twitter and our blog for info!

Don't forget about our try before you buy program! Try something out that is available in our rental department before you decide to buy. If you love it and want to buy one within 30 days, you can receive up to two days of the rental cost as a credit toward the purchase. Ask us for more details and if restrictions apply.

Film / Analogue

NICOLE L-D.

Rent a Holga!

Newly available to our our rentals department is a fleet of Holga 12 Color Flash 120 cameras! This is the perfect opportunity for someone wanting to teach a workshop or hold a photo related event to inexpensively get their hands on a bunch of fun film cameras. \$5 each. Ask about renting all 12 at a discounted rate. film@beauphoto.com

Project Impossible V3.0

Thank you to all the 120 people who made it to our Instant V3.0 Show opening night. It was a great success, and I hope all of you had as much fun as I did.

A big thanks to Wayne Lam who documented the evening, you can see his video and a list of winners here:

<http://bit.ly/1SULkAA>



May brings more wonderful Fuji Rebates!

Print instant photos from your phone!

The Fuji Instax Share is regularly

\$199.99, however from

May 6th to May 19th it will

be on for \$179.99. There's

also a \$40 mail in rebate

available!



Also on sale is the **Fuji Instax Mini 70**. It is normally \$169.99 but from **May 6th to May 19th it will be on for \$149.99.**

Used 120 Cameras

Would you like your summer photos to look nostalgic without waiting thirty years? Well this month we have quite the variety of vintage 120 box style cameras in our consignment department, many of them priced around the \$25 mark. Due to their simple design, all pictures shot through their lenses have a 'old timey' feel about them. 120 film means good film availability and no re-spooling! In this collection we have some classic 120 Kodak box brownies in both black and brown. There are also some 120 Agfa cameras, including the Clack, which I think is pretty neat looking and the Isola I, which has a convenient collapsible lens for when your stowing it away in your purse or camera bag. Another 120 choice is the less common, very stylish Gevabox by Gevaert. The best deal, for just \$10, is a little 120 box camera made in West



Germany. This camera is quite ruffed up on its exterior but seems to still work smoothly. If you were feeling artsy, with a little paint, you could give it a new look.

Speaking of 120 box cameras, I bought a 1956 Tower camera. It is beautifully made, and is possibly my favourite looking box camera. It functions beautifully, however when I went to extract my film to reload a new roll, I found it hadn't wound as it should have on the other spool. It wasn't loose but it had wound so it was bigger than the spool ends so it got flogged in the worst way. It must have slipped somewhere while spooling. In light of the fogging, I decided to cross process the film E6 in C41 chemistry because it is less money to process C41 than E6. The photos that didn't get fogged turned out sharp and exposed well.



A few of my favorite shots of balloons up Georgia St. during the Sun Run were ruined, sob. I did get some wide photos on my iPhone, though they lack the great depth that the Tower's 80mm lens gives.



Fogged images from a roll of 120 film that rolled too loosely.

If you aren't scared off by talk of re-spooling film or hunting down odd sized film online, we have an assortment of

unique 127, 620 and 616 cameras for sale as well.

Flashbulbs

It also occurred to me that we have all these old flashbulbs on consignment, and we have some of the 127 film



cameras that used the bulbs, so why aren't we trying them out?! This left Meghan and I no choice but to start another experiment- try out the Kodak Brownie Starflash 127 camera with an original flashbulb and find out if the pictures are as charming as they seem.

This is one of our FLASH bulb photos from the Brownie Starflash. I also took some outdoors without a flash. This camera and its flash bulbs preformed far beyond my expectations! However, I think when using this camera I need to hold the camera steadier while pushing the shutter. I got mixed results with sharpness. I found if I'm very steady I can get good sharp images in the shade, but I still got a few blurry photos in direct sunlight, probably from punching the shutter button without realizing it.



Meghan has found the same issue when shooting her 620 film cameras; she has an Argus Seventy-Five 620 Camera and Kodak Duaflex II 620 Camera she shoots with. They really require you to stop and take the time to stabilize yourself for the image, making sure to have a steady, but gentle hand when operating the shutter button. The Argus is the most fun to use, as it is a point and shoot TLR style camera, and she enjoys that aspect of it, especially for street photography. The Duaflex is an interesting little camera. Also a TLR style camera but it has more focusing

options as well as few different settings depending on your lighting situation, but we were a bit disappointed in the quality of the image in the end. Both of the rolls she shot were the first rolls we put through these cameras however, so we are excited to try again this summer and see if we have learned a bit more about these types of cameras and can get better images.



Argus Seventy-Five
620 Camera



Kodak Duaflex II
620 Camera



I used my little 127 Beacon to take the next photo. I was lucky enough to be gifted a couple of rolls of Bluefire Murano 160 film from a friend. However, I didn't understand the proper way to wind my Beacon, as it's a half frame camera, and wasted film.



Beacon II 127 Camera



As always, the good people at Rocket Repro developed all of our odd sized C-41 and B&W films.

ROCKET REPROGRAPHICS INC.
403 WEST CORDOVA ST. VANCOUVER, BC, V6B 1E5
PH: 604.682.6000 WWW.ROCKETREPRO.COM



Ultra Large Format Film

It is almost Ultra LARGE Format Film time again! **You have only until May 20th to give us your order!** You could get Ilford film in large format panoramic sizes, up to 16x20, or other odd sheet sizes. If you are interested please do send an e-mail stating your request to film@beauphoto.com and I'll add you to my list of interested ULF peeps.

New! Lomo' Instant Wide Kit

Includes Lomo' Instant Wide Camera, Coloured Gel filters, Lomo'Instant Wide Ultra Wide-Angle Lens Attachment and Viewfinder; Lomo'Instant Wide Close-Up Lens Attachment, Lomo'Instant Wide Splitter; Remote Control Lens Cap, Shooting Technique Cards and Instruction Manual.

This Kit costs \$325. In addition you will need Fuji Instax Wide film and four AA batteries.



Film / Analogue

MEGHAN S.

Spy Cam Film Continued...




Last month, I explained how I attempted to roll tiny 17mm film onto the mini spools for Nicole's Mycro & Hit cameras to see if we could get better results with newer film. I used Kodak Tri-X 35mm and created a cutter to slice the film length wise. Then in the dark, I attached it to the spools and loaded them into the camera.

We managed to get 3 rolls through the cameras all together and they seemed to advance quite nicely, getting about 4-5 shots out of each on two of the rolls and on the 3rd roll I made it a bit longer and Nicole got quite a few exposures from it. I tried to cut each piece of film about 3 inches in length, with the longer one being closer to 4 inches, though it was obviously not exact since I was working in the dark!

After shooting with our tiny cameras I took the film out in the dark and put it all into a black film canister ready to process. Kathy helped me process them by attaching them emulsion side out to a demo roll of undeveloped 35mm HP5 film. We cut the larger piece of HP5 to be long enough to just go around the reel once and so it was fairly easy to attach the smaller piece of Tri-X to the HP5 in the dark bag with masking tape. The two shorter pieces fit onto one reel, as they didn't even go all the way around and the longer piece easily went onto the other reel by itself. Once loaded it was a standard developing process after that, using Blazinal developer for 7mins.




In the end, we had mild success in that the cameras worked and took images! Yay! And my cutting of tiny film worked too! Yay! However...both cameras have a small circular window in the back (through which you would normally see what number the film is on, because old 17mm had backing paper) that I covered up on the Hit with a piece of backing paper and gaffer tape. The Mycro has a sliding metal door cover so we did not cover it at all in an effort to preserve its pristine condition. This unfortunately was our downfall in the end, as each frame has a large black circle in the middle. Quite disappointing as it appeared that, especially the images out of the Mycro, looked very promising!



Not to be completely discouraged, we wanted to make this work. After a slight, "AH-HA!" moment, we have since realized that 110 film would actually fit quite perfectly on our tiny spools! It seems much bigger than it is, so the idea hadn't occurred to us originally. With the added bonus of it already being previously wound onto a small spool too, it was much easier to rewind onto the wee spools as well as it seems to have a thinner base, making it not so stiff to try to curl. Because of all these factors, it actually allowed us to spool on longer rolls, though the size of the camera

doesn't allow for very long rolls in general. I 110 film actually does also come with a backing paper, but once you pull it out of the cartridge the backing paper springs off and is very difficult to wind back on with the film. We also didn't want to add any more bulk to the roll, so I did not use the backing paper included with the film itself.

For our I 110 film we used the Lomography Orca I 110; a black & white 100 iso film. I developed it in Blazinal for



9mins. This time when we developed our I 110 pieces of film, we actually were able to use I 110 sized reels (thanks, Calvin!), making it much easier to load the film into the tank. Two reels fit in the tank, with a regular 35mm reel on top to hold them in place.

To fix our light leak problem, I cut a solid strip of backing paper from a roll of I 20 and fixed it inside the back of the camera with double sided tape. This did the trick and there were no circular light leaks at all!

The Hit for some reason seemed to puncture the backing paper slightly on the top and bottom, maybe once tight with film on the inside, which lead to a few small light leaks running up and down, but it still worked quite well. The Mycro worked very well with no light leaks... however my roll was originally too fat and the door would not close, so it suffered a tiny bit of fogging before I cut down the roll.




All in all, the I 110 definitely worked out the best and was easiest to get onto the tiny spools, with far less frustration

than the cut down 35mm. The images are slightly overlapped, as I didn't quite wind them far enough when I advanced since I had no way of seeing where the



frames were at! I was only going about $\frac{3}{4}$ of a turn when it looks like I should have gone at least a full turn. I'm quite impressed with the images I did get though, and it always feels like magic seeing images appear on the film, especially when you are truly not sure if you were going to get anything at all!



Thanks for all the tips, tricks and advice people have offered Nicole and me with this experiment! It seems it has brought out a lot of intrigue amongst our film enthusiasts and the Sub-Mini camera fever is spreading! It was fun to get these tiny cameras operating and thanks to the Camera Show, I now have my very own Mycro to shoot some more I 110 in!



RENAISSANCE ALBUMS

SIMON B.

Metal Prints

We are excited to announce that we now offer aluminum prints, a new presentation product available to all clients. The aluminum prints help make your photos almost come



to life on your wall unlike any other printed medium.

Aluminum prints are made by infusing dyes directly into specially coated aluminum sheets. They are available in two finishes: high gloss (the most popular choice) and silver gloss (a clear coating on a silver aluminum). Prints range in size up to 48" x 96", and come finished with a "float mount" backing and wall mount so they are display ready. The prints have been fade resistance tested by an independent lab, and it was found that the aluminum prints last significantly longer than the three longest lasting photo papers.

By default, images float 0.5" away from the wall due to the backing frame. If you would like the image to float 0.75" from the wall, you just need to indicate your preference when you order. This is an additional cost item and is typically only used in images 30" x 40" and larger. If you do not wish to have any backer frame and you are just ordering the aluminum print itself, you will need to note this on the file submission as well.



We have three samples on display in our store and welcome you to come in and see them. Please see below available sizes and price. If you wish to discuss this product further please contact Simon at albums@beauphoto.com

File specifications:

- Output should be 300 dpi, either sRGB or Adobe RGB 1998 color space. If the file was converted to gray scale, it

must be re saved in RGB.

- Bleed on each side (0.1" - 0.2") depending on the size of output. We recommend that you put any signatures or text a safe distance from the edge of the print.

Metal Print Pricing

Item	Price
10x20	\$77.00
10x30	\$99.00
11x14**	\$56.00
11x17**	\$62.00
12x12**	\$53.00
12x16**	\$62.00
12x18**	\$68.00
12x24	\$95.00
12x36	\$129.00
12x48	\$159.00
14x14**	\$68.00
14x20	\$106.00
14x24	\$117.00
15x30	\$147.00
16x16**	\$79.00
16x20	\$113.00
16x24	\$126.00
16x36	\$164.00
16x48	\$204.00
18x24	\$138.00
18x36	\$179.00
20x20	\$142.00
20x24	\$147.00
20x30	\$175.00
20x36	\$206.00
20x40	\$222.00
20x48	\$248.00
20x60	\$422.00

Item	Price
20x72	\$470.00
24x24	\$168.00
24x30	\$195.00
24x36	\$221.00
24x48	\$281.00
24x60	\$463.00
24x72	\$528.00
24x96	\$638.00
30x30	\$240.00
30x36	\$272.00
30x40	\$295.00
30x45	\$321.00
30x60	\$525.00
30x72	\$590.00
30x96	\$733.00
36x36	\$311.00
36x54	\$549.00
36x60	\$587.00
36x72	\$664.00
40x40	\$420.00
40x60	\$630.00
40x72	\$715.00
40x80	\$785.00
40x96	\$910.00
48x48	\$532.00
48x60	\$695.00
48x72	\$795.00
48x96	\$997.00

Thank you to all who visited our booths at Canadian Photo Convention Vancouver 2016 and PPOC Canadian Imaging Conference & Trade Show in Calgary. We had a lot of fun seeing you all and glad to be able to showcase Renaissance.

Good News on Pricing; The Canadian dollar has dramatically improved against the US dollar in the last few weeks. We have gone from 1.45 exchange to a low of 1.28 in the last few days, allowing us to discount the custom albums as they arrive. That's a savings of 10% to 12%, which we are happy to pass on to you. We will keep the price guide set at 1.40 against the US dollar for now and continue to discount automatically to the daily rate as your albums arrive throughout the year.

PPOC CONVENTION

CAROL P.

PPOC Convention Wrap Up



In April Kathy and I loaded up a van with a lot of photographic gear and even more Renaissance Albums, and then headed off to Calgary for the PPOC annual convention. We had an amazing group of volunteers from northern BC: Wayne, Tina, Terrill, and Debbie helped us with set up. We also abducted Tracey's "cabana boy", Steve to help during the show and with tear down. It was thanks to all of their hard work that we looked good at the show.

As always, we loved reconnecting with old friends and

meeting many new ones. This year we also had the pleasure of spending some time with Brenda Hala's wonderful family, sharing many memories of our time with Brenda. At the awards banquet, Brenda's mother Gertie (accompanied by Tina Cyr) received Brenda's MPA First Bar, and her sister Debby and niece Julie shared a few words about Brenda.

Hats off to the organizers (especially Gail and Peter Gold who always do a great job looking after the trades), volunteers, speakers and everyone who helped to make the event such a success! We hope to see you all again next year in Ottawa.

A special congratulations to the recipients of the Beau Photo sponsored awards for your winning images!



Wedding Group -
Mike Vinson CPA, Burlington, ON
Party In the Harbour



Conceptual Illustration -
Jay Terry MPA, London, ON
A Dangerous Hood



PRESENTATION PRODUCTS

BARB B.,

Folders and Easels

Graduations are coming up fast, so if you need supplies to present photos, diplomas, or a combination of the two, I have a number of options for you.

AGT's Keepsake folios have a sturdy vinyl cover which comes complete with either acetate sleeves or mats, for either single or double presentations. No construction necessary! These are special order items. I have samples on hand, and can provide illustrations to our more remote clients. Folios are available in Black or (very dark) Blue. If ordered with mats, you have your choice of Black, Gold, or Silver foil accent line.



AGT's Vancouver Easels and Vancouver Folders are manufactured using responsibly produced new fibre. I have Vancouver Easels (Black with Gold foil accent line) and Vancouver Folders (Black with Black foil accent line) on hand, and I can special-order these with your choice



of foil accent line at no extra charge (Minimum order 100 mounts). As well, I can special-order Vancouver Folders for 2 or 3 images. Please contact me for prices and alternate cardstock colours if black is not your cup of tea.

barb@beauphoto.com



Custom Imprinting

If your clients want their mounts personalized, we need correctly sized, camera-ready, black and white files (no half-tones or shading), in .eps or vector format.

It's quite a fast turnaround, but please allow 4 weeks for order placement, die creation, manufacture and shipment. We might be able to accomplish this faster and make you a hero, but I can't guarantee at this time of year.

Our Tyndell T-50 mounts are very similar to the TAP Buckeye folders, but made with better quality cardstock, and they're less expensive. We've stopped stocking Buckeye folders, but still have some on hand if you need to match existing stock. I'll also special-order by case if this is a product you want to continue with.

I will continue to stock TAP's Customview Folios since there's not an equivalent product; please call or email me with your wish list as soon as you know what you'll need. If I'm out of stock, it'll probably be about 4 weeks before they arrive.

DANCE PHOTOGRAPHY WORKSHOP

Exploring light and movement with dancers
July 3~2016



Company 605

David Cooper is teaching a one day hands-on dance photography and lighting workshop in his Vancouver studio. You will practice capturing dynamic movement and learn how to freeze motion with four professional contemporary dancers from Company 605.