

# Finding Your Niche in the Age of Digital Imaging

*Saturday, November 5th, 2016*  
*Anvil Centre, New Westminster, BC*

**Get Early Bird Pricing  
Until August 31st!**

Fusion 2016 encompasses many aspects of photography including DSLR video, travel photography, pet photography, portraits, lighting, sports photography, and much more. View the exhibition in the gallery and attend social events.

Tickets are available to see individual speakers or a full day of speakers, and for the Industry Expo only. All speaker tickets include a pass to the Industry Expo.

Immerse yourself in photography! Attend a full day speaker series and Industry Expo.

**PHOTOGraphie**  
Professional Photography Festival

Tickets available online at -  
[www.photographiefestival.ca/register-2](http://www.photographiefestival.ca/register-2)

Fusion 2016 is held in conjunction with Photographie, attend two events in one! [www.photographiefestival.ca](http://www.photographiefestival.ca)



**Beau Photo Supplies**

1520 W. 6th Ave  
Vancouver, BC  
604 734 7771

[www.beauphoto.com](http://www.beauphoto.com)



@beauphotostore #beaufusion



Beau Photo

**Industry Expo**  
**10am - 5pm**



**FUJIFILM**

**Canon**

**SIGMA**



**VANGUARD**

**SONY**



**Manfrotto**



**Hahnemühle**  
PAPER MAKES THE DIFFERENCE

**Profoto**



## Beau Newsletter - August 2016

**Fusion and Photographie are back! Tickets on sale now** • Good summer sales  
Preorder the FujiFilm X-T2 • See the new mirrorless Hasselblad X1D in person  
at Beau • New Manfrotto roller bag • New film from Revolog and Kono •  
Upcoming Alternative Process Symposium! • more...



## Fusion 2016

### Finding Your Niche in the Age of Digital Imaging

Saturday, November 5th, 2016, Anvil Center

Early bird pricing until August 31st - [buy tickets online](#).

Fusion 2016, the speaker series and Industry Expo presented by Beau Photo, is held as part of PHOTOgraphie, PPOC-BC's professional photography festival. The festival's purpose is to inspire and share the value of photography through education, gallery exhibitions and image competitions. Fusion 2016 encompasses many aspects of photography including DSLR video, travel photography, pet photography, portraits, lighting and much more. There are three 90 minute speaker sessions running concurrently, with three blocks throughout the day for a total of 9 presentations. Here is a list of speakers to choose from. See the speaker schedule on the [PHOTOgraphie website](#) to help you plan your day.

### Speaker Lineup -

#### Introduction to Shooting Cinematic Stills

Robert Falconer



Robert's talk will revolve around the idea that cinematic stills or unit stills photography is really a hybrid of photojournalism and cinema, whereupon the most successful images engage the viewer on a visceral level by attempting to combine peak emotion [as opposed to peak action] with relevant

contextual elements. This style of photography is not exclusive to the movie set but Robert will show examples of how you can then apply these techniques to your own photography.

As a multidisciplinary communications professional, Robert's skills set has always consisted of crafting words and creating imagery. He began his professional writing career penning scripts — and pitching — for television series such as Star Trek: The Next Generation and its subsequent spinoffs. Today he works as both a professional photographer and content producer, applying his talents to business, non-profit, and various media clients, and has worked with such diverse organizations as Fujifilm, Metro News, and National Geographic Channel Asia.

As a versatile photographer of over 25 years, Robert has shot a variety of subject matter — from shadows falling across the majestic lands of Africa, to the light-dappled geometry of the urban landscape; from vignettes of life around the globe, to cinematic, glamour; and editorial portraiture. These days his primary specialty is unit stills for film and television. It's a niche that has enabled him to draw upon his early years of experience as a television screenwriter and storyteller; in a sense bringing him full circle and professionally reuniting him with the world of entertainment and popular culture.

Robert is both a Fujifilm global brand ambassador and a member of the International Cinematographer's Guild, IATSE 669. [falconer.photo](#)

#### The Process of Creating Short Films

Wayne Hoecherl

Wayne will discuss how he made two creative short films, one which was self funded the other grant funded. He will discuss the differences and similarities between the approaches to each project, working with the budgets, working with the talent, overcoming obstacles and limitations, finding crew and talent and



developing a script with no dialogue. He will cover the importance of the editing and sound design and working with DSLR cameras for film making. He will also show both films: The Man And The Dog and Untitled Folktale.

Wayne has worked as a professional photographer for over 20 years. Recently making the transition into motion, he has done several motion projects in the last few years acting as Director and DP. The projects have included music videos and short films. He is constantly looking to work on new creative motion projects.

### Sports Action Photography Christopher Morris

From the Stanley Cup finals to sandlot baseball, the goal is the same; capture great action pictures. But, what makes a picture great? Learn techniques, and tips to be inspired to make great sports photos. Christopher Morris will show examples of his award winning work from the last three Olympic Games to local skateboard parks to illustrate effective use of composition, equipment and technique. So whether you are shooting professional sports, or your six year old's soccer game, the idea is to make compelling pictures with intense action.



Christopher Morris is based in Vancouver, Canada. He has been a photographer for thirty years and has worked with many clients on many assignments, and occasionally winning an award. With him in Vancouver are his wife Lara, daughters; Caitlin, Paige and dog Scout, all of whom like walking on the beach. There are lots of beaches in Vancouver so everybody is very happy. Scout likes to chase sticks at the beach, the girls don't.

[www.christophermorris.com](http://www.christophermorris.com)

Follow Christopher on Instagram: [morrisphoto](#)

### Finding Your Authentic Voice – What the \*%#& does that even mean? – Kendra Coupland

Time and time again photographers and artists are told they need to find their authentic voice, to brand themselves well, and to refine their style – but what does that mean, exactly? As an applied art, wedding photography presents a unique challenge. There are many social and cultural expectations about how a wedding might, or should be presented; these ideals can impede photographers from creating bodies of work that are more meaningful, inspiring, yet self-motivating and profitable.

Brad and Kendra have spent the last 8 years of their



photographic journey working to find their authentic voices both as individuals, and as a joint-photography team. They will be sharing their own journey and strategies for creating more poignant images, which resonate deeply with prospective clients, while motivating them to continue creating.

<http://lovetreephotography.ca/>

### Sit, Stay, Learn. Pet Photography with Ashleigh Wells

Pets hold a special place in our hearts and sadly, are never with us quite long enough. As photographers, we can help owners capture the unique personality of their pets while they are here and memorialize them for a lifetime. In this class, Ashleigh will cover how to photograph pets while ensuring safety, comfort and fun for everybody. Ashleigh will discuss how to prepare for your session, from setting up your studio or location to educating your clients about what they should do to have their pet ready. Ashleigh will also cover





how she lights pets differently than people using her images along with lighting diagrams to help set you up for success with your pet portraits!

Ashleigh Wells is an internationally award winning and



Certified Professional Photographer since 2008, and specializes in pet photography through her Sit Stay Studio brand. Her style is classic and natural, yet modern. Her 15 years of experience working

with animals combined with over 7 years of photography experience gives her a unique perspective on how to easily work with pets and pet parents while maintaining control of the session. [sitstaystudio.com](http://sitstaystudio.com)

### **The Creative Passport: The Journey from Snapshots to Amazing Images while Traveling – Kate Siobhan Mulligan**

If you love travel and photography then join Kate Siobhan Mulligan as she shares her photography tips and skills as one of Canada's top travel and portrait photographers. Just back from a workshop in Havana, Kate keeps no secrets as she teaches how to make great travel pictures, how to approach strangers on the street, and how she gives back to photography as Operations Manager of the group "The Giving Lens". Published around the world and working for tourism groups around the world, join Kate and take your own travel photography to a higher level.

Kate Siobhan Mulligan is a travel, portrait, and humanitarian photographer, Sony Ambassador, and photo-educator based in Vancouver, Canada. She is Operations Manager of




The Giving Lens, combining travel photography and giving back to communities around the world by running workshops abroad that also partner

with a local Non-Profit. She is also a Contributing Editor to the travel website Matador Network, and teaches Travel Photography online at MatadorU. She's a published writer and author, a keen teacher and eager mentor to photographers of all skill levels. From India to Jordan to Cambodia to Tanzania and 40+ more countries, she's had a wild adventure since embarking on this path not only creating images and leading workshops, and using the profession she loves to make a little difference along the way. <http://www.katesiobhanphotography.com/>

### **DIY Fine Art Printing: Learn to love your printer and understand ICC profiles for the best prints possible.**

**Evan Parker**

Many photographers look back with nostalgia to the process of printing film negatives in the wet darkroom. In this interesting and compelling lecture and demo, Evan Parker will reveal how to bring that love of process and technique into today's digital darkroom. He will share how printing with archival inks on a variety of substrates can be creative extensions of your photographic work that can open doors to new ways of realizing projects. He'll discuss creative aspects of printing workflow, and how these play into creating terrific prints. He will also simplify the printing process with things you can do in your studio to help color accuracy, accurate image reproduction, and more. He will tackle your printing questions, and leave you confident in the printing process.



Evan is a professional photographer and custom printer in Seattle. He has specialized in architecture and interiors for the past 12 years, and works with fellow photographers to help them create the best prints possible. Though he began in

the darkroom, he has come to prefer the possibilities and relative simplicity of inkjet printing. His goal is to demystify the printing process, and make it part of the creative process.

## Portrait Lighting: Common Mistakes and How to Fix Them Nino Rakichevich

There are some common mistakes that photographers make when lighting their portraits that they don't even know they are making.

Nino will talk about how you can recognize these classic mistakes and he will provide some easy fixes that will refine your portraits. Along with a visual presentation, Nino will discuss how quality and direction of light, light modifiers and camera angles can make a person look either good or bad.



Nino is an advertising and fine art photographer based in Malibu, California. He has won over 40 national and international photography awards, and is a proud member of the elite artist organization ULUPUDS in his native country

of Serbia. He is the author of the book, "People of Paris" as well as a fashion and celebrity portraiture instructor at the prestigious Brooks Institute. Sony has honoured Nino by selecting him to be a member of the elite group, Sony Artisans of Imagery. [ninophotography.com/](http://ninophotography.com/)

**Nino will also be doing a full day keynote presentation on Sunday Nov 6.**

## Dynamic and Creative Lighting on Location with Off Camera Flash – Craig Minielly

Locations offer the promise of intriguing opportunities where light, subject and environment become the artistic tools of the photographer, just as the brushes and oils are to a painter and their canvas.

We will be exploring the extended possibilities of remote flash technology, while working with location imagery from simple to complex, and enabling the full range of creative opportunities. From architectural to fashionable glamour, fine art to graphic editorial covers, these techniques can be applied to all subjects and industry styles.

We will walk through the process of session planning and execution, progressive light styling, photographic accessories & their extended applications, while concentrating on Multi flash and Remote TTL Flash operations. Easy to use, but very effective camera / production processes will also be presented, as the basic foundation for workflow success.

Craig Minielly, a Yousuf Karsh Award recipient and Nikon Ambassador is an internationally accomplished



photographer, and not just to one style. He has won numerous awards in over 15 specialty fields and has been published worldwide for the last 30 years.

With a passion for light styling and a flair for location opportunities, his image creations are a combination of diverse influences from the editorial world he started in, the commercial world he thrived in, and the portrait world he has always been a part of. As a pioneer within the digital revolution, Craig was, and still is, one of the influential forces in creating and developing workflow techniques and habits that are still being used by individuals, studios and corporations all over the globe.

Craig has a long line of credentials from Canada and the USA, earning his Certified Professional Photographer, his Master and Craftsman in Photographic Arts and his Master Photographer in Commercial. He's also the recipient of seven photographer of the Year Awards in Canada, the US and internationally. [www.auraphotographics.com/wp](http://www.auraphotographics.com/wp)

**The Industry Expo will be open from 10am to 5pm. Come and see the latest equipment and talk to reps about your specific needs. Beau Photo will also have a booth and some good show specials so you can do some shopping while you are there. email [prosales@beauphoto.com](mailto:prosales@beauphoto.com) if you have any questions about Fusion 2016.**

## PRO SALES

KEN S.

### Some Summer Sale Items at Beau...

#### Phottix Odin Twin Pack Sale

The Phottix Odin TTL Twin pack consists of an on-camera transmitter and control unit (TCU) and 2- receiver units for compatible hot shoe flashes. The Odin offers photographers four wireless channels and three flash control group designations. Flashes can be controlled in TTL ratio modes A:B with EV +/- adjustments of three stops.

What makes the Phottix Odin unique is the ability to designate groups in TTL/mixed mode. Individual groups, A, B, C, can also be controlled in TTL mode with EV +/- (3 stops in 1/3 stop increments). Groups can also be set to manual mode, adjust power levels remotely, or turned off.

Flash head zoom can be adjusted as photographers zoom their lenses. Flash zoom can also be easily adjusted manually and set statically from 24 to 105 mm. The Phottix Odin system can be used to trigger compatible non-TTL flashes and studio strobes.

The four-channel, 2.4 GHz, transmitter and receiver units work at ranges of more than 100 meters, and use AA batteries.

Other features include:

- Wireless 2.4GHz. TTL and manual flash triggering
- Mix TTL and manual flash – fire some groups in TTL,



others as manual.

- High speed sync – shutter speeds up to 1/8000 sec.
- Second curtain sync functions
- Compatible with Phottix Strato 4-in-1 and Phottix Strato II Multi 5-in-1 Wireless Triggers.
- Upgradeable via built-in USB port.

**Odin TTL Twin Pack for Nikon - Sale \$339.00**

Reg. \$429.95 \*Limited quantities

**Odin TTL Twin Pack for Canon - Sale \$339.00**

Reg. \$429.95 \*Limited quantities

#### Sunbounce Clearance

The Sunbounce Sun-Mover is a 32" collapsible oval reflector with 2 built-in handles, which is a great advantage for holding a reflector at difficult angles. Its strong yet flexible steel frame keeps the surface tight for a consistent and effective reflection of light. It folds up to approximately 1/3 of its size for storage and easy transportation. The Sun Mover comes in two models silver/white and zebra (soft gold)/white.



The perfect accessory for the Sunbounce Mini or Micro Mini is the Sunbounce Flash bracket, which attaches to the frame of the Sun Mini or Micro mini and holds your Speedlight so you can bounce the flash into the reflector to give you a softer more diffused light.

**Sunbounce Sun mover Silver /white - Sale \$79.95**

Regularly \$146.50

**Sunbounce Sun mover Zebra /white - Sale \$89.95**

Regularly \$164.50

**Sunbounce Flash bracket - Sale \$60.00**

Regularly \$105.50



**Sunbounce Pro Screen "Zebra/White" - Sale \$325.95**

Regularly \$404.50

**Sunbounce Pro Screen "Wind Killer" - Sale \$225.95**

Regularly \$285.50

**Sunbounce Bungee Snakes (25 piece) - Sale \$70.95**

Regularly \$113.50

\*Sale pricing on in stock items only



**The Sunbounce Sun-Swatter Mini Pro Kit** with 2/3 stop screen is a versatile diffuser system. The lightweight, frame is easy to set up

and break down. It comes with a 2/3 stop diffusion screen allowing you to soften the sunlight and reduce the contrast making it ideal for wedding and portrait photographers. This kit comes with a boom-stick which allows you to hold the Sun-Swatter above your subject. **Sale \$325.00**

Regular \$509.95 \*Limited quantities

**Profoto Acute B2 Kit On Location**

The AcuteB2 AirS light kit is the ultimate basic setup for on-location work, containing one AcuteB2 battery generator, one AcuteB head and one zoom reflector, LiFe battery, and carrying strap. This kit also comes with Profoto's built-in remote radio sync system.



Kit includes:

- 1 x AcuteB2 600 AirS battery generator
- 1 x LiFe battery
- 1 x AcuteB Head (UV or UNC)
- 1 x Zoom Reflector
- 1 x Sync cable
- 1 x Battery charger 1A

**Acute B2 Kit - Sale price \$2800.00**

Regular price \$ 3395.95

**Noblex Super Wide PRO 6/150 U**

NOBLEX cameras are film cameras that expose the film by rotating the lens 360° for one exposure. The film rests on the curved film plane, and is exposed through the constant shutter slit. During the first half

of the rotation the lens drum is accelerated to a constant speed insuring absolutely even exposure of the film during the second half of the rotation. This results in distortion free photographs with an angle of view of 146° when using a NOBLEX PRO 6/150. What makes these pictures stand out are their remarkably even edge to edge illumination and unsurpassed sharpness. This camera was recently serviced to make sure it is fully functional. This item is new in its original box but please note the rear battery doors are missing. Noblex PRO 6/150 U

**Clearance new lower price! \$2400.00 - 1 in stock**

Regular \$4255.00

**New in Used****Nikon D4 - \$4400.00**

This Nikon D4 is freshly received from our rental



department. Gently used and in great condition the Nikon D4 is a FX-format, 16.2 megapixel camera that uses Nikon's fast EXPEED3 processor allowing it to capture up to 10 fps. It has outstanding AE/AF performance and full 1080p HD video. Combine that with cutting-edge metering and rugged body design this might be the perfect camera for you.

### **Hasselblad H3D-39 with HC 80mm f/2.8 lens and HM 16 film back - \$5800**



The Hasselblad H3D-39 uses a near full-frame 39mp CCD sensor (1.1x crop on 645) in its digital back. With its true 16bit per channel raw file the Hasselblad H3D-39 delivers superb tonality and accurate colour rendering.

**Hasselblad HC 50mm f/3.5 lens - \$2200.00**

**Hasselblad HC 150mm f/3.5 lens - \$2300.00**

### **Here are a few more clearance items we have in stock right now!**

Pocket Wizard AC7 RF Shield - Sale \$35 (Reg \$57.95)

Pocket Wizard AC MX Adaptor for Multimax - Sale \$55 (Reg \$85.95)

Profoto 30.35.14 Y-Cable - Sale \$50 (Reg \$629.00)

Profoto 10.06.85 Glass cover Twin head - Sale \$100 (Reg \$325.00)

Profoto 10.15.03 Flash tube for Pro 2/3 - Sale \$50 (Reg \$325.00)

Profoto 10.15.09 Flashtube for sticklight - Sale \$50 (Reg \$350.00)

Dynalite 40SN7 Snoot for Uni head - Sale \$50 (Reg \$101.95)

Dynalite 33-01 10 inch Reflector - Sale \$35 (Reg \$85.50)

Bronica Zenzanon PE75mm f/2.8 (New) - Sale \$399 (Reg \$998.50)

Bronica ETR Si Prism Viewfinder-E (New) - Sale \$299 (Reg \$581.50)

Bronica ETR Si Prism AE-II finder-E (New) - Sale \$399 (Reg \$999.50)

Mamiya RZ soft focus 180mm f/4 (New) - Sale 700 (Reg \$2688.50)

Pentax 645 Body w/ grip set (New) - Sale \$300 (Reg \$2300.00)

NPC Instant film back for Pentax 6x7 - Sale \$99 (Reg \$1299.00)

Hasselblad Distagon CF 60mm f/3.5 (New) - Sale - \$900 (Reg \$3437.50)

Hasselblad Makro-Planar CF 120mm f/4 (New) - Sale \$1000 (Reg \$4177)

Hasselblad Sonnar CF 180mm f/4 (New) - Sale \$1000 (Reg \$4464.50)

Hasselblad Extension Tube 16E (New) - Sale \$80 (Reg \$549.50)

Hasselblad Proshade 6093T (New) - Sale \$90 (Reg \$599.50)

Hensel 112 Filter holder w/filter frame - Sale \$65 (Reg \$231.95)

Hensel 97 Barn doors for 12" filter frame - Sale \$50 (Reg \$119.00)

Hensel 5671 Quick Charger for Porty Premium - Sale \$99 (Reg \$499.95)

Hensel 569 Auto Adaptor for Porty - Sale \$75 (Reg \$289.95)

Balcar Concept B3 2-head Battery kit - Sale \$1000 (Reg \$3899.00)

Gitzo GBI 340 Boom and GI 1510N Mic holder - Sale \$150 (Reg \$252.90)

Manfrotto 131TC Table mount geared column - Sale \$125 (Reg \$228.95)

Off the wall backdrop Burgundy 10 x 24 ft. - Sale \$75 (Reg \$249.95)

Drop it modern Black Keys 9 x 12 ft. - Sale \$150 (Reg \$347.00)

Drop it modern Poppy 5x9 ft. - Sale \$60 (Reg \$157.00)

Drop it modern Poppy 9 x 12 ft. - Sale \$150 (Reg \$347.00)

Drop it modern Vixen 9 x 12 ft. - Sale \$199 (Reg \$347.00)

\* We have only one on hand of many clearance items. Feel free to call or email [prosales@beauphoto.com](mailto:prosales@beauphoto.com) to check availability.



## DIGITAL

MIKE M.

## Back from Vacation! And a raw processing tip..



Back in early July, I returned from my three week road-trip vacation to the US Southwest. I made it as far south as White Sands, New Mexico, and racked up 8,945 km on my Subaru Forester. On the trip, I was shooting with my Fujifilm X-Pro2 kit and it performed admirably. Fantastic colours from the new Fujifilm 24MP X-Trans sensor in the X-Pro2, as beautiful as those from past Fujifilm bodies, and the extra detail from the 24Mp sensor was certainly noticeable too. If anyone is interested in seeing shots from my travels, keep an eye on my personal blog here... <http://mikemander.com>

After processing some images from my trip, I have decided that PhotoNinja certainly still helps with X-Trans raw files,

even though Adobe software is now doing a much better job than it used to. Below is one of my shots from the trip, taken at Little City of Rocks Wilderness in Idaho, on my way south. I underexposed the photo to preserve the blue sky (the sun is just behind the rock at the upper left), so the shaded areas of the rocks were quite dark. Here is the shot processed through PhotoNinja with a bit of post adjustment in Lightroom...



Next is a screenshot at 100% zoom, showing the comparison between PhotoNinja v1.3.4 (left) and just Lightroom CC 2015.6 (right). In this newsletter, you won't really be able to tell the differences, so [click here](#) to download the screenshot, so you can view it at full resolution. Notice how much more texture detail and subtle tones are visible in the rocks in the PhotoNinja version, whereas they are quite muddy in Lightroom. Note that this difference would be more dramatic if compared with earlier versions of Lightroom and with the 16MP X-Trans sensors too. The screenshot was from my 27" display, so if you download it, make sure you view it in a program that can give you a 100% pixel-for-pixel view, such as Apple's Preview or Adobe Photoshop. Note that there is a slight halo showing around the rocks, when seen against the blue sky. That is there because I dragged down the blue colour luminance slightly in Lightroom, in order to give the sky slightly deeper hue. It's visible in this 100% zoom, but wouldn't be on anything but the largest sized prints. I could

have used more highlight recovery as well, but then the sunlit foreground plants would have been too dark, required some additional masking. The result would have been slightly better perhaps, but this was a quick adjustment and served to illustrate the shadow detail concerns...



## NEW! Fujifilm X-T2 (\$1,949 - taking preorders)



In early July, Fujifilm announced the new X-T2, the successor to the very successful X-T1. Although the X-T2 looks nearly unchanged at first glance, it is significantly improved in virtually every way! Nearly every quibble I had about the first version has been addressed in the new camera too, proving once again how responsive Fujifilm is to customer feedback.

For example, the rear buttons now protrude slightly, like on other Fujifilm bodies, allowing you to easily identify them by touch, and they also have a nice, tactile click when pressed, unlike the nearly flush and somewhat spongy feeling buttons on the X-T1. The shutter release now offers a persistent AF lock while maintaining a half-press, one major sore point I've had with Fujifilm bodies over the years, one that they also fixed in the X-Pro2 luckily. The addition of the new focus joystick controller nib now allows much easier access to adjusting your AF point, whereas the 4-way controller buttons needed for that on the X-T1 were a major stretch to get to, requiring that you really shift your right hand's grip on the camera. Now, both the shutter speed dial and, more importantly, the ISO dial, have push on/off locking buttons. That way, you can keep the ISO dial unlocked if you frequently need to adjust it. I personally found the X-T1's ISO dial very fiddly to use when looking through the viewfinder, and to me this is a huge improvement on the X-T2.



So, all in all, the X-T2 feels like a much better designed camera to me and honestly, I could find virtually nothing to complain about when I used a preproduction sample for a while. My only comment would be I would have liked to see the Q-menu button swapped with the focus joystick, since



for my hands, reaching the focus nib would be a bit more comfortable. In that way, I still prefer the ergonomics of the X-Pro2 with its perfectly positioned focus nib.

The X-T2 sports the same, fantastic new 24MP sensor as in the X-Pro2, but due to better heat dissipation performance in the body, the X-T2 will also shoot 4K video, albeit with a 1.17x crop from the full sensor, giving you a 1.75x focal length crop factor with your lenses, when compared to full-frame 35mm. Video quality looks absolutely stunning too! The AF system has seen a truly massive upgrade with AF tracking fine-tuning options that are reminiscent of the highest end pro-bodies from Canon and Nikon. All the fine tuning in the world does you no good if the camera still doesn't track reliably, but some early reports from people shooting with even preproduction bodies, are saying that the X-T2 may be the best mirrorless body yet as far as reliable AF tracking, finally approaching higher end DSLRs for demanding sports photography for example. That said, further testing with production versions are needed before we can truly get a handle on how effective the X-T2 might be.

The final big upgrade is all about improving shooting speed and reducing lag. The X-T2 offers a "boost" mode which gives it far better shot-to-shot performance, less EVF lag (100 fps refresh), shorter blackout times between shots and up to a whopping 14 fps in electronic shutter mode and 11 fps when using the mechanical shutter. This is right up there with the best pro DSLR bodies, although for the most reliable focus tracking and best EVF display during continuous shooting, you need to limit the camera down to about 5 fps or so. But they are getting there...

The EVF is still the same quality as the X-T1, so big, bright and huge but now even smoother. The rear LCD is excellent and has a new trick up its sleeve; a sideways tilting option. Menus are all new and improved, more or less like the X-Pro2, and a given is that WiFi is still included. The optional battery grip offers a convenient "boost mode" switch, the ability to run the camera on three batteries,

and also has a headphone jack for monitoring audio when shooting video. At \$50 less than the X-Pro2, I think the X-T2 will be another big hit for Fujifilm. Call us if you'd like to pre-order, or if you have any further questions about this exciting new camera!

Will I be buying one myself? Probably not. Essentially, I still prefer the rangefinder layout of the X-Pro2 and have no need for 4K video or the improved focus tracking. Plus, I really like the X-Pro2's Hybrid-VF too, with the ability to see a scene optically with zero lag, and to have the ability to pull up framing lines for different prime lenses. Having the choice of two different body styles, for cameras that are otherwise quite similar in performance, is unique in the industry and the fact that Fujifilm gives us a choice is fantastic!

## NEW! Fujifilm EF-X500 Flash Unit (\$549 - taking preorders)



Fujifilm has also finally launched their new, top-end professional flash unit. The EF-X500 promises to be a huge upgrade over what Fujifilm currently has available, with more extensive controls, remote flash capabilities (optical, not radio), external battery pack input and high-speed



sync - yay! It is a fairly large unit and it may not balance that well on the smaller Fujifilm bodies like the X-E2 series or the X-T10, but for those that need a pro-level flash system, Fujifilm has finally delivered! I don't have too much to say about the new flash since first off, I am not really a "flash guy" and secondly, I also have not even seen an EF-X500 in person yet. Once I have a chance to test a couple of units out myself though, I will likely have more to say...

Delivery on the X-T2 and EF-X500 should start in early September but the X-T2 at least will be severely constrained, partly due to the volume of preorders and partly due to ongoing difficulties in obtaining sensors from Sony's damaged fabrication facility.

## Sony G Master News and new products...

Sony has finally released pricing on the highly anticipated new **G Master FE 70-200mm f/2.8 OSS Zoom**. In Canada it will be **selling for \$3,299** and should start shipping imminently. Presently, we have the **G Master FE 85mm f/1.4** in stock at **\$2,599**. We are still waiting for our new **G Master 24-70mm f/2.8** stock to arrive however. That lens is **\$2,899**.



There are several additional brand new items that Sony has announced for their full-frame mirrorless ecosystem. First off, is a **Zeiss FE 50mm f/1.4 prime** which will be **\$1,949**. Some initial online tests I've seen of this new 50mm show some very promising image quality results. That said, if you already have the also superb Zeiss

FE 55mm f/1.8, then the new 50mm probably doesn't make a whole lot of sense.

Next up are **two teleconverters, both a 1.4x and a 2x** and

they are each \$699. Note that for the moment, the only lens that these two teleconverters will work with is the new G Master 70-200mm f/2.8 zoom.

Next, we have not lenses, but flash accessories; radio wireless TTL remote triggers! The **FA-WRC1 Wireless Commander controller** for the camera's hot-shoe will be \$479 and each **FA-WRR1 Wireless Receiver** will be \$279. Finally, dedicated radio triggers for your Sony flashes - cool!

## SALES and rebates!

We are having some in-store specials on select APS-C cameras, as well as some full-frame models as well. Please drop in to our store to check these out! In addition, there are still numerous rebates on at present. Please note that as back-to-school sales window approaches, you might be seeing some new and/or more aggressive rebates from some manufacturers.

## Nikon rebates...

Nikon has a choice few instant rebates off invoice (IR) that are still running at the beginning of August, until the 11th. Here are the more interesting ones...

D810 Body - \$300

AF-S FX 20mm f/1.8 G ED - \$80

AF-S FX 24mm f/1.8G ED - \$40

AF-S DX 35mm f/1.8G - \$20

AF-S FX 35mm f/1.8G - \$20

AF-S FX 50mm f/1.8G - \$20

AF-S FX 85mm f/1.8G - \$20

AF-S FX 14-24mm f/2.8G ED - \$120

AF-S DX 16-80mm f/2.8-4E ED VR - \$100

AF-S FX 24-70mm f/2.8E ED VR II - \$120

AF-S FX 70-200mm f/2.8G ED VR II - \$120

AF-S FX 70-200mm f/4G ED VR - \$80

AF-S FX 200-400mm f/4G ED VR II - \$160

SB-700 Speedlight - \$40

SB-5000 Speedlight - \$56

SB-5000 + Wireless Controller Kit - \$56 + \$65

## Canon rebates...

... are complicated. There is quite a list, and it changes August 4th, and then will likely change again later in the month. Please call if you are interested in a body, kit or lens, and we'll let you know what pricing will be! In addition there are also aggressive rebates on large-format printers, 24" wide and up.

## Fujifilm Rebates...

Sadly, there are currently no rebates, but you never know. As mentioned above, with back-to-school approaching, you may see some pop up again.

**Hasselblad X1D Preview Tour at Beau Photo.  
See it in Person! Try it out!**



On **Tuesday, August 9th, from 1pm to 7pm**, we will have Greg King from Hasselblad USA here at Beau Photo Supplies Inc, showing off not only the new H6D series of medium format digital SLR, but also the hotly anticipated X1D-50c mirrorless medium format camera that was announced recently. This camera has already seen a lot of pre-orders, even sight unseen, so there seems to be lots of pent up demand for a medium format digital camera that is light and portable, yet produces stunning images with a state-of-the-art CMOS sensor and an array of superb lenses. And it's relatively affordable! While there will only be two native lenses at launch, a wide-angle 45mm and a

90mm short tele, with an adapter, all of Hasselblad's superb HC and HCD lenses can be used with this new body.

This camera should be an absolutely perfect fit for nature and landscape photographers and I can't wait to put one through its paces myself! We should be seeing our rental unit arrive in late August, so my own production unit testing will happen at that point. Pre-orders are huge for this new camera, so if you are definitely thinking that you want one, don't delay! We are trying to keep track of numbers for this demo day, so please call or **email [digital@beauphoto.com](mailto:digital@beauphoto.com) and register if you are planning on attending.**


**Two more images  
from my holiday...**

El Morro National  
Monument,  
New Mexico

Fujifilm X-Pro2 Body  
w/ XR 16mm f1.4R WR lens

White Sands National  
Monument,  
New Mexico

Fujifilm X-Pro2 Body  
w/ XF 23mm f1.4R lens



# High-Volume Event Photography Printers

Beau Photo now carries these high volume printers that are perfect for your next event. We also stock the media, ink and ribbon you need to keep the prints coming!



**\$3,899**

## Frontier DX100 Printer

- a compact, pigment inkjet based printer.
- print standard sizes from 3.5"x5" up to 8"x39" panoramic formats.
- vivid, yet accurate colour reproduction with great skin-tones.
- prints are waterproof with longevity that can match or exceed traditional photographic printing processes.
- prints up to 360 4x6 prints per hour, or one every 10 seconds,

## Fujifilm ASK 300 Dye-Sublimation Printer

- a compact dye sublimation location printer, with an 11"x17" footprint.
- outputs 3.5x5, 4x6, 5x7 or 6x8 sized prints.
- print speed is 12 seconds per 4x6 print
- prints come out of the printer 100% dry and waterproof
- features a dust-proof design, with a filtered and pressurized printing compartment, which minimizes print flaws.



**\$1,499**

## Media

Lustre 6" DX100 Paper Roll (615 4x6 prints) - \$69.95  
Lustre 8" DX100 Paper Roll (246 8x10 prints) - \$96.95  
DX100 Ink (200mL) - \$87.95ea printer uses a 6 ink set

4x6 ASK 300 Dye-Sub Media (800 prints) - \$182.95  
5x7 ASK 300 Dye-Sub Media (460 prints) - \$209.95

\*other paper sizes available for both printers



**Beau Photo Supplies**  
1520 W. 6th Ave, Vancouver, BC  
604.734.7771

# FUJIFILM



## RENTAL NEWS

JASON K.

### NEW Cameras in Rentals!

We now have two new flagship cameras from Canon & Nikon in our Rental Department! Yes, the **Canon EOS IDXmkII** & the **Nikon D5** have arrived with quite a splash!

#### Canon EOS IDXmkII

The new 20.2MP Canon EOS IDXmkII boasts an incredible 14fps (16fps in live view), and can capture 170 RAW files before filling the buffer when utilizing a CFast card. The improved 61 point AF system consistently provides sharp images with fast moving subjects and/or in dim light. Video can be recorded in 4K at up to 60fps with smooth, continuous AF...but you'd better have plenty of cards, as shooting in 4K 60fps will eat up 8GB/minute! Of course, the IDXmkII can also capture 1080p video at up to 120fps for slow motion effects. \$275/day or weekend



Canon EOS IDXmkII body w/ EF 600mm f4L USM

Don't forget about our try before you buy program! Try something out that is available in our rental department before you decide to buy. If you love it and want to buy one within 30 days, you can receive up to two days of the rental cost as a credit toward the purchase. Ask us for more details and if restrictions apply.



Canon EOS IDXmkII body w/ EF 600mm f4L USM + 1.4x

#### Nikon D5

The new 20.8MP Nikon D5 has a super fast 12 fps (14fps in LiveView) and can capture 200 RAW files before the buffer is full when using the XQD card version of the D5. The D5 also has a completely silent electronic shutter mode during live view shooting, which will come in handy when absolute silence is a necessity. The D5's 153 point AF system with 99 cross type sensors enable the camera to focus in light as dim as EV -4, and combined with an unheard of upper limit 3,280,000 ISO, this thing can shoot in the dark! \$275/day or weekend



Nikon D5 w/ AF-S 400 f2.8G\*VR II + 2x

# Not Too Big, Not Too Small...

Choose the camera that is just right for you.



## D5

- New 20.8MP FX-format
- ISO 100 to 102,400
- 153 focus points
- 12 fps continuous w/full AF

**D5 body - \$8499**



## D810

- 36.3 MP sensor without low-pass (AA) filter
- Detailed images with wide dynamic range
- PC-sync, 10-pin remote, dedicated AF-On button
- Excellent low light capabilities
- Dual CF / SD memory card slots.
- Full HD video

**D810 body - \$3999**

Less \$300 instant rebate off final invoice - until August 11th!



## D500

- New 20.9MP DX-format
- ISO 100 to 51,200
- 153 focus points
- 10 fps continuous
- WiFi, Bluetooth, NFC, and SnapBridge

**D500 body - \$2699**



## D750

- 24.3 MP FX sensor
- Built in WiFi
- Many features of the D810 in a lighter body
- Full HD video
- Excellent low light AF sensor (-3 EV)

**D750 body - \$2499**

## D7200

- Built-in Wi-Fi and (NFC)
- 24.2 MP DX-format
- No optical low-pass filter captures pure, sharp images
- EXPEED 4 image processing
- ISO 100 to ISO 25,600
- 1080p Full HD video with a built-in stereo mic



**D7200 body - \$1299**

## D610

- 24.3 MP FX sensor
- Wide dynamic range
- Excellent low light capabilities
- Full HD video
- Compact, lightweight body

**D610 body - \$1899**



We have Nikon bodies and an extensive selection of lenses in our rental department. Try one out and apply the rental fee toward the purchase. Ask us for details.



## BAGS

MEGHAN S.

## Bag of the Month!

## Manfrotto Pro Roller 50

SALE PRICE: - \$333.00

Reg. Price: \$391.95

This month we are featuring another great roller bag! The Manfrotto Pro Roller 50 is a nice compact roller bag with all the style and quality you would expect from the Manfrotto name. Manfrotto paired up with KATA bags to bring the best of KATA's versatility and durability to the stylish Manfrotto line. They've refined the look of the Manfrotto bags to match the rest of their product branding and I've really been enjoying the designs.

This roller is a bit shorter than some but wider. It holds a lot of gear such as: 2 pro-sized DSLR bodies, 2 longer zoom lenses, 4-5 extra lenses, flashes, 17" laptop, tablet, tripod and plenty of accessories. The padding in the Manfrotto bags is really nice and I find it to be a bit more substantial than some of the others. They call it their Camera Protection System (CPS) and it has actually been tested for maximum protection of your equipment. I also like when roller bags open like this one does, where it has the extra straps to stop its front flap from falling into the dirt if you open it while it is standing up. Not many of them include that

feature and I think it's helpful if you want to be able to just grab something quickly out of the top of the bag. It also includes a rain cover to keep it dry and secure while you are out on location and tripod attachment straps for the front. Grab this bag for the month of August at our special low price!



## Filters &amp; Accessories

SIMON B.

## Lee Filters

Beau Photo is a proud Lee Filters dealer. We stock the 100mm and SW150 size filter system for DSLR cameras. Lee Filters manufactures incredible products such as ND filters and circular polarizers, but it can get a little confusing to understand which product and system works with which lens. A solution was created by Lee Filters with an easy to navigate website. Check it out at <http://www.leefilters.com/index.php/camera/system-match>

## PEAK Design

The new **Capture Pro V2 Dual Plate Camera Clip** lets you clip any camera to your belt or strap via its tripod mount. The Capture Pro set comes with a quick release plate that is compatible with both ARCA-type and Manfrotto RC2 tripod heads so you can quickly slip it onto your tripod as well. Its all aluminum construction makes it well suited for heavy gear and allows it to withstand heavy physical activity. Price \$107.95



## PRO Pad for Capture Pro Clip

As an added comfort feature, there is also the Pro Pad for the Capture Camera Clip that fits onto your belt and works as an extension to make the Camera Clip even more comfortable to wear and easily accessible. Price \$40.45

## Capture P.O.V Clip

This smaller strap mount works for point of view or point and shoot cameras, allowing you to attach a camera like your GoPro to any strap up to 3" wide easily and securely. It is made of aluminum and includes a stabilizer pad for smooth video and allows for pan & tilt adjustability. Get awesome action shots while you snow board, ski, cycle or hike! glass-reinforced nylon. Price \$94.90




# 2016 Wildlife-In-Focus Photo Contest

HELP THE BC SPCA's **WILD ARC**  
raise awareness and funds  
for the rehabilitation of injured  
and orphaned wildlife



**BC SPCA**  
SPEAKING FOR ANIMALS



**Submit your photos of BC wild animals in one of two categories:** Backyard Habitats or Wild Settings.  
Contest runs July 1 to September 30 and is open to BC residents 14 years and older.  
For details, go to [spca.bc.ca/wildlife-in-focus](http://spca.bc.ca/wildlife-in-focus) or email [contest@wildarc.com](mailto:contest@wildarc.com)

**2015 Contest Winners:** Top: Ross Hooker Left to Right: Raymond Bennett, Colin Franks, Melanie Leeson, Judy Murray, Elizabeth King

**BC SPCA WILD ARC**  
Wild Animal  
Rehabilitation Centre  
[www.wildarc.com](http://www.wildarc.com)



Photos © Jason Kazuta  
© Jason Kazuta






## Film / Analogue

NICOLE L-D. / MEGHAN S.

### Tesla I & Volvox Film by Revolog

As Nicole mentioned in a previous newsletter, we recently got in some fun film by Revolog that has various different special effects. The effects are pre-exposed onto the film and range from lightning flashes and various textures to a rainbow of colours. Nicole and I each tried out a roll of this film to see how it looked in different situations. Nicole used the **Volvox**, which has green light spots running through it that emulate the green globe algae it is aptly named for. She loaded it into her Olympus Stylus epic and her Pentax MZ-S SLR (by switching cameras half way through the roll.) She shot a lot of it out in nature, which seems to be the perfect environment it as it gives everything a magical feeling akin to fairy lights or fireflies. She also used a vintage rainbow Cokin filter on one for an extra effect! Here are a few of her shots:



Volvox film by  
Revolog



Volvox film by  
Revolog

I tried out the **Tesla I** film, which has the lightning running through it in different directions. There are two Tesla films from Revolog, one has red lightning and the other has blue. I chose the blue to try out in my Olympus Stylus Epic point & shoot. I took most of this roll on my two trips home to Manitoba in the spring and summer, figuring the open skies and different scenery would be fun to try it out on. It turned out to be pretty amusing and some really had the lightning situated perfectly. But there were a few frames where the lightning wasn't on the image at all or managed to hit the spacing between frames and only went onto the actual image slightly, so you definitely have to be open to anything happening. One of my favourites (shown below) is a photo I took at Winnipeg FolkFest of an art installation that was actually a photo of a lightning strike and the lightning from the film went around the artwork perfectly! Here are a couple more of my shots from that roll:



Tesla I film by Revolog



Tesla I film by Revolog

## Kono Film

As I mentioned in our last month's newsletter we now have Kono film in store! This past weekend I took **Kono's Rekorder B&W** for a test drive. It is advertised on the Kono website as "B&W film which was originally never intended to be used for taking pictures. Pre exposed numbers and letters may show up on your images. This special effect film delivers contrasty and brilliant images." It turns out it was used in certain steps during the professional post production of movies for cinematic release. The letters and numbers exposed on the films are indicators for the sound technicians, to see if everything was recorded ok on the film.



I loaded it in my Rollei 35 and set my ISO to 100 (this film is advertised as a 100-200 ISO film). The results I got vary, however the majority of them are either under or over exposed and all of them are extremely high contrast. When scanning the negatives I used the scanner software to manually adjust the levels to try to compensate for some of the extra density in the highlights. I actually quite like the effect I got in the end - though I feel like there could be some improvements.



Each roll comes with developing instructions if you were to develop it yourself, but because I just dropped my



Rekorder roll off at Rocket Repro I had no control over the results. In hindsight, I probably should have used my more precise Pentax MZ-S camera but it already had other film in it. **Kono film retails for \$15.00./roll.**

## Developing Found Film

We had someone consign a Brown Kodak Brownie camera that had a roll of old Kodak Verichrome Pan film in it. I thought it would be fun to see what was on it! Most of the film was badly fogged, probably from age, or under exposed, except this lovely portrait.



## Student Specials for September

Back To School is just a month away. Starting September 1st, in addition to our usual 8% student discount on Ilford darkroom paper and select film, students will receive 10% off on Printfile, Paterson Universal Tanks and Ilford Multigrade filters for the month of September.

## Select Lomography Cameras on Summer Sale!

Lomokino, kit with scope - \$60.00  
 Sprocket Rocket in either teal or red - \$69.00  
 Baby 100 Fisheye or Diana - \$39.00  
 La Sardina Splendour or Coyote kits with flash - \$139.00  
 Fisheye 2 with Python exterior - \$65.00  
 Lomography Ring Flash - \$49.00  
 Fritz the Blitz - \$49.00

\*Sale pricing on in stock items only.

## I27 film

More pictures from my I27 adventures! I took my Kodak Brownie Baby out for a spin, I loaded it with Bluefire Murano I27 film. Here are the results. If you have some old I27 film, we have a few used cameras here that will fit it perfectly!



## New in Used

Two new items on consignment are a 1980 Olympus XA2 with a X11 Flash and a Regula IIIId made by King in 1956.



The Olympus XA2 is neat because not only is it one of the best 35mm point & shoots out there, it is the special limited edition blue model. It has an aperture of F3.5 and shutter speeds that range from 2 seconds to 1/750. The X11 flash uses one AA battery and has two settings, one for ISO 100 and ISO 400. **\$300**

The Regula IIIId is a 35mm rangefinder made in Germany. It has interchangeable lenses, though as far as I can tell the mount is specific, compatible to only a few other lenses. This Regula IIIId is fitted with a 50mm F2.8 lens. **\$80**




An upcoming workshop worth checking out...

AMBROTYPES, NEGATIVES & PRINTS - ALBUMEN & SALT PRINTS  
**WET PLATE COLLODION WORKSHOP**  
 WITH QUINN JACOBSON

**SEPTEMBER 19 - 21, 2016**  
**VANCOUVER, BC CANADA**  
<http://studioq.com/vancouver-workshop>

THE PACIFICA CHAPTER OF THE  
CENTER FOR PHOTOGRAPHIC HISTORY AND TECHNOLOGY PRESENTS

# 2016 NORTHWEST SYMPOSIUM FOR ALTERNATIVE PROCESS PHOTOGRAPHY



**SEPTEMBER 17-18 • VANCOUVER, BC**



BLUE MITCHELL



QUINN JACOBSON



ERIN MALONE



CLARE O'NEILL

## KEYNOTE

### BLUE MITCHELL

A HOLISTIC APPROACH TO CRAFTING YOUR VISION

## PRESENTATIONS

### QUINN JACOBSON

THE WET PLATE COLLODION PROCESS: PHOTOGRAPHIC ART OR JUST A PHOTOGRAPHIC PROCESS?

### ERIN MALONE

SEEKING TERRA FIRMA - THE JOURNEY

### CLARE O'NEILL

PHOTO ENCAUSTIC - WHERE PHOTOGRAPHY MEETS HOT BEESWAX, PIGMENTS, TEXTURE AND PLAYFULNESS

## ACTIVITIES:

Wet Plate Collodion Photo Booth (Weather Permitting)

Participant Table Displays

Vancouver City Photography Archives Tour

Optional Alt-Process Photo Print Trade

### US\$150 Registration Fee

The Symposium will be held at the

H.R. MacMillan Space Centre • 1100 Chestnut Street (Vanier Park) • Vancouver, BC

Go to **[www.altphotopacifica.org](http://www.altphotopacifica.org)**

and click on "Events" for registration, agenda, and additional information.

## RENAISSANCE ALBUMS

SIMON B.

### Time = Money Here's how you can save both!

#### Design Service by Renaissance Albums

An easy way to offer albums without spending a lot of time at the computer is by having the Renaissance Albums in-house professionals look after your album. Their very talented designers will provide you with a beautiful album for only \$140 per order.

You just send in your colour corrected images with your design specs and they will do the rest. A confirmation layout will be sent via a link for you to review online. At this point you can change up to 30% of the total pages with no additional fee. Once the design is approved, the photos will be printed, mounted and bound by hand into a high quality album that will amaze your clients. This is a great way for you to keep on shooting (or playing in the sunshine) instead of spending hours inside looking at your computer screen.

### Road Trippin'

#### Renaissance Albums and Beau Photo in Prince George

Beau Photo is planning a road trip to Prince George on the first weekend of October. We will be showcasing Renaissance Albums and many other new and great products from around the store. More details will be published in the next newsletter and on our social media sites so if you aren't following us yet, now is the time. So mark your calendars for Saturday October 1st and Sunday October 2nd. Oh, and if you are attending the show, let us know if there is anything in particular you would like to see.


## PRESENTATION PRODUCTS

BARB B.

August is here, that means September is fast approaching! School will be back in session before long, whether our kids are ready for it or not.

If you're a school sports or class portrait photographer looking for something fresh to present to your clients, please take a look at [www.tyndellphotographic.com](http://www.tyndellphotographic.com), our newest supplier's online catalogue.

We still stock some TAP sport mounts (primarily the soccer ones) and Memory Mates, albeit in smaller quantities than in previous years. We also have a limited number of Buckeye mounts on hand if you have some residual stock you need to use but don't have quite enough for your client.



TAP's online catalogue can be seen at [www.tappackagingsolutions.com](http://www.tappackagingsolutions.com).

I'm happy to special order - by case - from either manufacturer. Contact me [barb@beauphoto.com](mailto:barb@beauphoto.com) for prices and details about lead time.

### Custom Imprinted Folders

If you're considering ordering custom imprinted folders for sponsored events, or imprinted folios for diploma or certificate presentation, AGT is our first choice. They're fast, will ship less-than-case quantities (although minimum orders of 100 mounts per style are requested), and the materials they use are high quality and responsibly produced. Again, please contact me for details about artwork format, lead time, etc.

If you see anything you'd like to look at in any of these websites, please let me know. If I don't have samples on hand, I will request them for you from the factory.



PRESENTED BY:



# 2016 VANCOUVER INTERNATIONAL PHOTOGRAPHY FESTIVAL

Aug 20th  
Tue | 7PM

## Fundraising Event

- 📍 VanDusen Botanical Garden
- 🎫 Ticket: Regular \$35 | VIP \$200

Oct 8th  
Sat | 11AM - 5PM

## VIPF

- 📍 VanDusen Botanical Garden
- 🕒 Opening Ceremony | Workshop | Seminar | Camera Expo
- 🎫 Ticket: \$15 per day (include admission for 1 seminar)
- \*Please check website for additional details.

Oct 9th  
Sun | 11AM - 3PM

## VIPF

- 📍 VanDusen Botanical Garden
- 🕒 Closing Ceremony | Workshop | Seminar | Camera Expo

Oct 15th  
Sat | 1PM

## Aberdeen Photo Fest

- 📍 Richmond Aberdeen Center



[www.VIPF.ca](http://www.VIPF.ca)



[info@VIPF.ca](mailto:info@VIPF.ca)




1-(604)-231-0803



1115-4540 No.3 Rd | Richmond | BC | CA | V6X 4E4

### DIAMOND



Canadian Manu  
Investment Group Inc.  
加拿大商盈投資集團

### GOLD



### BRONZE



### INDUSTRY PARTNERS



Association of North America



SHOOT THE FRAME

Canadian Camera Association

### CATERING



### PUBLISHING



### DESIGN



ICDEE Design

### EXHIBITION



### VIDEOGRAPHY



### MEDIA





# Greg Moment

**CANADA TOUR 2016  
2- DAY MASTER WORKSHOP  
FOR PORTRAIT AND  
WEDDING PHOTOGRAPHERS  
CALGARY SEPTEMBER 15 + 16  
VANCOUVER SEPTEMBER 19 + 20**



<http://moment-workshops.com/>

"Photographer of The Year 2014" - IFPF | Among "10 Top Wedding Photographers in the world 2014" - Just Married | "Wedding Photographer of the year 2015" - MPIO

**Workshop Sponsors**



**MPIO**

MASTER  
PHOTOGRAPHERS  
INTERNATIONAL

**BEAU  
PHOTO**