

It's September, Which Means Photography Classes for Everyone...

Students:

*Back to school deals on film,
paper, darkroom supplies, tripods,
bags, accessories and more!*



FUSION 2015
The Inspiration and Craft Behind the Image
Sunday, September 27th
Anvil Center, New Westminster
2015

Discounts for students and photo club members!
Call for your promo code.

Expand your education with a full day of workshops on DSLR video and still photography, sound for video, fine art photography, photojournalism, lighting and more.

Industry Expo
8:30am - 4:00pm

See the latest equipment from Nikon, Canon, Sony, Fujifilm, Manfrotto, Profoto, Hahnemühle Paper, Epson and others.

More information and registration details in this issue.

BEAU
PHOTO

Beau Newsletter - September 2015

Fusion 2015 • Deals on Tripods, Meters, Lighting and more • Camera Bags on Sale - New and Consignment • Sigma Lenses Now at Beau • Specials and rebates on Canon, Nikon, Fujifilm, Datacolor • New Sony A7R II Review • Fujifilm X-T10 Review • Lots of Film Cameras for Students • Remembering a Friend • Beau Photo in Toronto in October...



FUSION 2015

The Inspiration and Craft Behind the Image

Sunday, September 27th

Anvil Center, New Westminster

Fusion 2015 is being presented by Beau Photo as part of PHOTOGraphie, PPOC-BC's professional photography festival. The festival's purpose is to inspire and share the value of photography through education, gallery exhibitions and image competitions.

The scope of Fusion 2015 is to not only focus on the latest in DSLR video but also to include many aspects of still photography including lectures, demos and even a round-table discussion. There will be three workshop tracks with still photography, DSLR Video, and outdoor workshop sessions. The Industry Expo will be open from 8:30am until 4pm with many great vendors present including Nikon, Canon, Fujifilm, Sony and more.

See the full list of speakers below. You can register at Beau or online at <http://www.photographiefestival.ca/event-schedule/fusion/fusion-tickets/>

Living your Dreams & Demystifying Destination Wedding Photography Kristy Ryan



Photography is a diverse field that is as unique as you are. There is no one right way to run a business, so stop looking at the Joneses and start creating a business that fits your skill set, interests and lifestyle. I wanted a job that combined my desire for something creative, meaningful and supported my wanderlust nature; Destination Wedding photography was the answer for me. But it's

not all a beach party with a cocktail in one hand and camera in another. I'll talk about how I got into this field and the pros and cons of a traveling photographer.

Kristy is the lead photographer of the husband and wife duo of Blush Wedding Photography. She is honoured to be named "Best Photographer in BC" this year at the Canadian Wedding Industry Awards, one of the Most Inspiring Photographers in Canada by Weddingbells Magazine, and this years Grand Prize winner of the international Shoot & Share photo contest out of 74,000 participants. Her passion at a young age was to live her dreams and she feels grateful to be doing that everyday by creating stunning photos that capture the heart & style of their couples worldwide.

Photojournalism in the Modern Age John Lehmann



John Lehmann will introduce you to the modern photojournalist's workflow and how to always stay a step ahead of the curve. Thinking outside the frame is required. <http://lehmann.ca>

Vancouver based visual journalist John Lehmann is an award winning staff photographer with Canada's national newspaper the Globe and Mail.

"Some days you want to pinch yourself, other days you wonder why? It's that kind of a profession. As a photographer I've recorded history, influenced public opinion and been an eyewitness to life and death. Working as a photojournalist is a privilege that comes with a

great responsibility, to be accurate and honest to both the people you are reporting on and those you are reporting to.

I've been fortunate to work both here at home and at daily newspapers in Hong Kong and Thailand. I'm now The Globe and Mail's West Coast staff photojournalist based in Vancouver."

In 2013 John Lehmann was named the News Photographers Association of Canada Photojournalist of the Year.



Architectural Walkabout Anna Beaudry

Join Anna on a cool walking adventure to explore some interesting structures nearby. You will discover unique ways of seeing and photographing buildings,

architectural details and the light that dances around them. <http://annabeaudry.com>



"From crayons to camera: My personal journey to becoming a Fashion Photographer" Miguel Jacob

So how does an Elementary School Teacher with no background in photography find himself as a guest photographer on America's Next Top Model? During this animated discussion, Miguel will talk about his personal journey as well as sharing some light shaping tricks that he hopes will inspire you to create images that express your unique point of view. Born and raised in Lima, Peru, Miguel Jacob is

now one of Canada's hottest lensmen. His portfolio includes high profile clients like FLARE Magazine, The Bay, Sears, Universal Records and Warner Bros., and he has photographed many celebrities including Michael Bublé, Jay Manuel, and Alexa Chung. He has been an avid and loyal Profoto user since 2005 and is now the PPC trainer for Canada. Miguel is currently based in Toronto.

ROSE COLOURED GLASSES

Tracey Harper MPA F/SWPP F/PPOC-BC F/
CAPA CDC



Learn how to see roses where there are weeds. Tracey takes you on a rose coloured glasses safari to see with a wide new set of eyes. Learn to turn the lemons into lemonade. See how to visualize concepts and new ways of seeing the world.

During this safari, international award winning photographer Tracey Harper will touch on abstracts, colour theory, lighting and scouting locations. She will teach you her outside the box way of seeing the world and its contents. You will be seeing and working with Rose Coloured Glasses.

From North America to Africa...from being recognized by her peers as being one of the best photographers in Canada, Tracey Harper's career has spanned the globe. The multiple award winning photographer has been in business since 2000, (and joined the professional photographers in 2004) In 2008 she was awarded "Photographic Artist of the Year" by the Professional Photographers of Canada. In 2007, 2009, 2010, 2011, 2012, 2014, she had prints go to loan collection representing Canada. Only 40 prints are

selected to be archived each year, a true testament to Tracey's passion for her art.

Tracey is recognized as a International Judge and has earned her Masters of Photographic Arts. as well as her Fellowship for British Columbia, SWPP and CAPA. She has also been named the BC Photographer of the Year, National Portrait Artist of the Year, and has won the Kodak Gallery Award, Nikon Excellence Award and numerous Judge's Choice awards.

And Tracey believes in giving back to the community in which she is so highly sought-after. Her volunteer efforts range from speaking to school children to paying her own way to Rwanda to document the plight of orphans. She also donates her time to Cops for Cancer, a fund-raiser for childhood cancer research, and Hospice Foundation.

Why STORY Matters Paul Watton and Geoff Heith



Geoff and Paul will take you on a journey from their beginning ventures into cinematography showing how over the past 7 years they've

progressed and honed in their style. This will cover starting with DSLR's for the first time to getting into high end video cameras. They will also share basic gear for beginners (must haves), up to OUR basic tools for most jobs today.

Their main focus however, will be on why STORY trumps gear every time. You can have the best gear in the world, but without a solid

vision or base for what you're trying to say your videos will fall flat.

This will cover how they're able to create wedding "Same Day Edits" and how that experience has helped them think on their feet with larger productions and tighter deadlines and situations.

Paul Watton and Geoff Heith are the two creatives behind www.fillintheblank.ca Fill in the Blank Studios is a cinematography & production services company based in Abbotsford, BC. They provide full service cinematography from pre-production, camera equipment, filming, editing and post work. Their goal is to share captivating stories through creative cinematography and post production that is artistic, creative and unique to brands and businesses.

Paul and Geoff both got their start in Wedding Videography (and still shoot a handful under the Fill in the Blank banner) but have shifted their passion for creative stories to advertising and marketing for businesses that are wanting to reach potential clients with their message through social media and web presence.

Paul and Geoff are the owners of Fill in the Blank Studios, they love creating content they're proud of for people who want to do things a little differently.

Documentary Filmmaking: The Camera Never Lies. Or Does It?

Leigh Badgley



Leigh Badgley has been making and producing documentaries, music specials and TV series for twenty years. In this compelling and entertaining presentation, Leigh will share her stories

about filming all over the world, and discuss what makes for good visual storytelling. Using clips from her own films, and examples from other filmmakers and photographers, Leigh will explore different kinds of documentary styles and analyze what differentiates a mediocre film from a great film. This talk will be of interest to photographers, filmmakers, writers, artists and anyone who appreciates a good tale.



So you think you want to turn Pro? A Roadmap for Business Success
Rick Etkin - CAPIC Vancouver Chapter

A panel discussion hosted by CAPIC Vancouver Chapter's President Rick Etkin on what you need to think about to make the steps to becoming a professional photographer. The collective experience of our panel can give you some insight into how the industry works based on CAPIC's mandate as a collective voice and advocate for professional photographers, illustrators and digital artists in Canada. We work hard to maintain industry standards, create a community, fight for copyright protection, and much more. As a professional association, CAPIC's mission is to promote quality and creativity as well as good business practices.

Panelists: TBD, including local influencers - photographer, art director, producer, educator, assistant

Rick Etkin is a long time Vancouver advertising photographer and current President of CAPIC Vancouver. He has been an advocate for the rights of photographers and promoting best practices in our industry. Rick also teaches

Business and Professional Practices at Langara College for their CS photography students.

The Canadian Association Of Professional Image Creators (CAPIC): Through best business practices, our code of ethics, education and marketing we help our members achieve excellence in their craft and success in the global marketplace. CAPIC is committed to protecting the rights of visual creators in Canada.

Flow Lighting - Eric Stewart



Join Eric Stewart for an hour and a half of hands-on flow lighting. Small flashes and simple modifiers can help nearly every environmental portrait. A little fill light can add extra sparkle to a subject's eyes or lighten up the shadows, while a kicker can help separate your subject from a dark background. When there is no good light, small flashes can make the difference. Flow lighting is all about knowing your flashes, and moving quickly. During this workshop, Eric will show you how to measure your flash output once, and then move your lights with confidence without metering and without having the camera do any of the work. Working in small groups, you will explore flow lighting, learning how to use this technique to get the light that you want, and learning how to use small lights quickly, so that you are spending more time with your subject, and less with your flashes.

Product & Still Life Photography An Intro to Lighting, Set-Up & Digital Post-Production

Greg Blue

Still life and product photography offers a fantastic challenge for photographers as the subjects can have huge variations in colour, surface quality, shape and size. Virtually every shoot is a whole new ball game, and photographers must have a solid understanding of light theory rather than relying solely on lighting technique. Technology has also changed the way we shoot from the days of film and large format cameras – most still life and product assignments are now shot in sections and then composited together in post-production, giving the photographer extraordinary control over the lighting and production of the final image. Greg Blue will be discussing typical strategies for shooting still life subjects from as small as jewelry right up to automobiles. He will be walking the group through a number of very complex shoots, where he will discuss exactly how the images were lit as well as how the final images came together in post.



Greg Blue is a 30+ year veteran commercial photographer, whose work has covered the gamut from people photography to product, conceptual still life and large-scale advertising. He is a veteran teacher having taught commercial photography at Langara College for over 20 years. Greg is also the Director of the Creative & Applied Arts for Langara's Continuing Studies and has developed a number of award-winning applied


arts programs for the college. He is a strong advocate for the commercial photographic industry and has a long history with CAPIC where he spent many years on the executive board first as VP of Business Practices, then as President of the BC Chapter and finally as National President. His work has won many industry awards such as The Lotus Awards, Marketing Magazine Awards, Applied Arts Magazine Awards, The One Show and Cannes Advertising Festival.

Sound Designer


John Sawa

Sonic Boot Camp: Your guide to everything audio!

Increase the production value of your projects by crafting better sound! Join us for a walk through of the audio pipeline through pre-production, filming, and post for a comprehensive audio tutorial. Gain valuable knowledge in planning your shoot, film with cleaner production audio, and hone your skills in post production. You will craft videos that will better engage your audience through sound design, no matter what size or budget you operate in!



John is an Emmy Award, Golden Reel & Leo Award Nominee with vast experience and insight in the field of audio for feature films, TV, radio, video games, web content, and video production. Working with a global clientele from the Cayman Islands to Mexico City, the UK to Dubai, John's impressive list of credits include: Metallica's Through The Never, The AMC hit series Hell on Wheels and The Discovery Channel's Klondike just to name a few.



Fusion 2015 Tickets

Go to <http://beaufusion2015.eventzilla.net/> to reserve space in the workshops you want to attend.

Use the promo code "beaufriend" when you purchase and get a 20% discount.

Prices include GST. An industry expo ticket is included with any workshop ticket purchase.

Regular industry expo only – \$10.50

Regular one workshop – \$31.50

Regular two workshops – \$57.75

Regular three workshops – \$68.25

You can also get tickets in person at Beau or give us a call and we can put some aside for you.

Industry Expo

8:30am - 4:00pm

Admission to the industry expo is included with workshop registration. If you haven't got enough time to attend a workshop, you can still see what's new at the Industry Expo! Tickets are just \$10 and you can get one ahead of time from the website or at the door on the day of the event. This is the perfect opportunity to talk to the reps, hold and try out new cameras, lights and other equipment and ask lots of questions.

Beau Photo will also be there with a mini store if there is anything you find that you must have!

SONY



Canon

FUJIFILM

Hahnemühle
FINEART



Manfrotto

EPSON

Profoto



Langara.
THE COLLEGE OF HIGHER LEARNING.

SIGMA



PRO SALES

KEN S.

Back to school.

For those returning to school this year or if you have family members going back to school we have a great selection of photo /video products at great prices. Here is just a sample of what is on sale.

**Manfrotto 055PRO3 tripod
w/MHXPRO-3way head**

Student sale \$335.95

reg: \$377.95



Manfrotto MK190X tripod w/804RC2-3way head

Student sale \$239.95 reg: \$279.95



Sekonic L478D Lite Master Pro -

Student sale \$319.95

reg: \$397.95

Lighting Sale

Just in time for the shorter days, of fall you still have a chance to pick up some lighting at a great price.

Dynalite Demo Sale:

Dual Uni 400JR Dual Kit:

This kit comes with 2-Uni 400 heads, 2-stands, 2-Jackrabbit batteries, 2-chargers, 2-umbrellas and carrying case.

Regularly \$3435.50 Demo Sale \$2425.00.



Roadmax 400 MK4-1222

This kit comes with 1- MP400 pack, 2-MH2050 heads, 2-stands, 2-umbrellas, and carrying case.

Regularly \$2373.50 Demo Sale \$1825.00.



Ringflash SR3200 : Regularly \$2844.50

Demo sale \$1999.00

Dynalite SR-80 Softlight reflector (Beauty Dish).


Regularly \$199.50 Demo sale \$169.00

Dynalite 30 Deg. grid for Softlight reflector.

Regularly \$205.50 Demo Sale \$159.00

Dynalite RBOR-48 120cm (4 ft) Octobox.

Regularly \$257.50 Demo Sale \$199.00



Dynalite GSB-35 Grand box 90cm. (36 in.)

Regularly \$317.50

Demo Sale \$225.00

Dynalite GSB-79 Grand box 200cm. (79 in.)

Regularly \$580.50

Demo Sale \$425.00

All other Dynalite in stock accessories are 20% off

Hensel Porty 1200 Lithium Kit on sale.

This is a great location kit for the outdoor photographer. Kit includes I-Porty L 1200, I-Eh Pro mini 1200P head, Charger, 7" reflector and rolling bag.

Regular \$4295.95 Sale \$3699.00 One only!

All in stock Hensel accessories 15% off

Profoto B2 Flash summer sale continues!

Purchase the all new Profoto B2 between now and September 30th, 2015 and get these great sale prices.

B2 250 AirTTL To-Go Kit (901109)

- 1 x B2 250 AirTTL with Li-Ion Battery for B2
- 1 x B2 Head
- 1 x B2 Location Bag
- 1 x B2 Carrying Bag
- 1 x Battery Charger 2.8A

Promo \$2628.00 Reg. \$2928.00

B2 250 AirTTL Location Kit (901110)

- 1 x B2 250 AirTTL with Li-Ion battery for B2
- 2 x B2 Head
- 1 x B2 Location Bag
- 1 x B2 Carrying Bag
- 1 x Battery Charger 2.8A
- 1 x Extra Li-Ion Battery for B2

Promo \$3526.00 Reg. \$3996.00



ACCESSORIES

MEGHAN S.

Back to School bags & Consignment Bags!

Looking for a bargain on Back to School bags? We have some great priced new and consignment bags that are perfect for holding one SLR and a few accessories.

For new bags we have the **Tamrac Aria 3**, which comes in a few fun colors and fits a 35mm SLR with accessories or an additional lens and is sold for **\$25.95**.



For those of you with a really small 35mm SLR and no accessories there is the **Tamrac Rally Micro** for **\$12.95**.



LowePro also have the Toploader series of small bags that are great for protection of your SLR or DSLR and provide quick, easy access to your camera. **All LowePro Toploader type bags are 10% OFF for the month of September for students.**

The **consignment bags** we have to offer have quite the retro feel about them. We currently have a very large selection of bags, ranging in colour and size. The smaller sized ones range in price, starting at \$15.00.

Some really nice larger sized consignment bags of note...

We currently have an 'almost new' smaller **Billingham England bag** in tan for **\$210.00**. This bag is large enough to hold a smaller DSLR, a shorter lens and some accessories or a mirrorless camera, a couple lenses and accessories.



Sundog Toploader \$25.00



Camera Shimizu \$20.00



As well as a **LowePro Dryzone backpack** in yellow & black for **\$250.00**. This large backpack can hold quite a lot of gear and is great for all your outdoor adventures. Very gently used.

Ultra Camera Bag \$20.00



Tamrac Bag \$30.00

We also have the **LowePro Magnum 400 AW** large kit bag, which is like new and still has its original tags on! This bag holds a lot of equipment and is going for **\$199.00**.



Canon Small Bag \$35.00

DIGITAL NEWS

MIKE M.

Sigma Lenses Now In Stock at Beau Photo

While we have always been able to special order in Sigma lenses for customers, and quite often have, we have never bothered keeping them in stock. Well, until now that is! **We have decided the time was ripe to actually stock Sigma's superb 'Art' line of DSLR lenses in both Canon and Nikon mounts.**

Sigma's Art lenses probably offer one of the best price/performance ratios of any brand on the market. Not only are the lenses quite affordable, most hovering around the \$1,000 mark, but quite often they equal or exceed the quality of native Canon or Nikon glass. Plus, Sigma offers some uniquely fast f-stop lenses not made by anyone else, including their stunningly good **18-35mm f/1.8 zoom for APS-C cameras** that has image quality rivaling the best primes and their new **full-frame 24-35mm f/2** - yes, fixed

f/1.8 and f/2 zooms! No other manufacturer offers zoom lenses that are that fast for DSLR bodies. I know that if I was still shooting with a full-frame DSLR, that 24-35mm would be high on my "must have" list since that range of focal lengths would likely cover 80% of my shooting needs and having an f/2 zoom would be amazing.

Sigma Art 24-35mm f2 DG HSM
\$1139



We will also be stocking Sigma's 24mm, 35mm and 50mm Art primes, all fast f/1.4 lenses too and all offering absolutely superb image quality. At under \$1,100 the 24mm and 35mm seriously undercut the pricing of the equivalent Nikon or Canon versions and while the 50mm is expensive, for a 50mm, it is said to rival the super expensive Zeiss Otis 55mm f/1.4, which sells for well over four times the price.

Sigma Art 24mm f1.4 DG HSM - \$969
Sigma Art 35mm f1.4 DG HSM - \$1039
Sigma Art 50mm f1.4 DG HSM - \$1049
Sigma Art 18-35mm f1.8 DG HSM - \$949
Sigma Art 24-35mm f2 DG HSM - \$1139

Sigma also offers a unique USB Dock (\$75), where you can attach a lens and fine tune its AF parameters, something that no other manufacturer offers. Lastly, in Canada, Sigma lenses are covered by a very generous 7 year warranty too.

You can also rent Sigma lenses...

If you have any doubts that Sigma glass can rival the bets from Canon or Nikon, our rental department has a decent range of Sigma Art lenses too, so as always, you can test a lens out and if you decide to buy one within 30 days, you can put up to two days of rental towards the purchase. Call for more info!

Back to School - Rebates and Specials

Students Note: Canon Canada has implemented a **Student CPS (Canon Professional Services)** program. If you register for this, you are entitled to various benefits, including discounts on selected cameras and lenses. Please note that you have to be registered and have an assigned CPS number



(which can take anywhere from 1-3 weeks) before ordering any of the entitled gear. Here is a link to Canon's website for further information: <http://www.canon.ca/inetCA/en/categoryHome/msegid/5/catid/19766>

To see what equipment qualifies for a discount and how much of a discount there is, see this link: <http://www.canon.ca/inetCA/en/subCategoryHome/msegid/5/catid/19766/scatid/19768>

Canon also has some back-to-school specials and rebates that started in mid August and are running only until September 10th.

For the DSLRs, with the purchase of an EOS-70D, 7D Mark II, 6D, 5D Mark III, 5DS/5DSR or 1DX, you can get a free, 3 month, 1TB DropBox subscription. For details, you can go to <http://www.dropbox.com/pro/canon>.

More of interest I suspect are the rebates though, and here is the list and how much you can save...

EOS 5D MK III Body - \$300
EOS 5D MK III w/EF24-105L IS - \$300

EOS 6D Body - \$180
EOS 6D 24-105 STM - \$180
EOS 6D 24-105 L IS U - \$180
EOS 6D (WG) 24-70 L IS USM - \$525

EOS 7D MKII BODY - \$30
EOS 7D MKII 18-135 STM - \$30
EOS 70D Body - \$145
EOS 70D 18-55 IS STM Kit - \$145
EOS 70D 18-135 IS STM Kit - \$145

T6S BODY - \$30
T6S 18-135 IS STM - \$30
T6I BODY - \$20
EF 14/2.8L II USM - \$90
EF 24/F1.4L II USM - \$100
EF3 5/1.4L USM - \$140
EF 50/1.4 USM - \$40
EF 50/1.2L USM - \$180
EF 100/2.8 MACRO USM - \$100

EF 100/2.8 MACRO L ISU - \$130
EF 85/1.8USM - \$30
EF-S 15-85/3.5-5.6 IS USM - \$110
EF 16-35/2.8L II U - \$200
EF 16-35/4L IS USM - \$110
EF 17-40/4LU - \$210
EF 24-70/2.8L II USM - \$290
EF 24-70MM F4L IS U - \$380
EF 70-200/2.8L USM - \$100
EF 70-200/2.8LISIIIU - \$320
EF 70-200/4L ISU - \$210

Nikon Rebates

From mid-August to **September 17th**, Nikon is also running some back to school specials. Here are the some that may be of interest...

D7100 body - \$64
D7200 Body - \$80
D7200 kit W/ AF-S DX 18-140mm ED VR - \$80
D610 Body - \$100.00
D610 Kit. (24-85 VR) - \$100
AF-S FX 70-300/4-5.6G VR - \$90.00
AF-S FX 35 f/1.8G - \$80.00
AF-S FX 50 f/1.8G - \$35.00
AF-S FX 85 f/1.8G - \$60.00
AF-S FX Micro 105 f/2.8G IF-ED VR - \$100.00
AF-S 24-85 f/3.5-4.5G ED VR - \$80.00
AF-S FX 70-200 f/4G ED VR - \$80.00

Datacolor Rebates

Also in time for back-to-school are some rebates from Datacolor for their **Spyder 5** series of calibrator, running until **September 13th**. We stock the following...

Spyder 5 PRO - \$239 with a \$31.50 rebate off invoice
Spyder 5 ELITE - \$359 with a \$40.50 rebate off invoice



A Nikon for every kind of student

Back to School Sales Event on select bodies and lenses until September 17th!

D750



- Full Frame
- 24.3 MP
- Full HD video
- D750 body - \$2449

D810



- Full Frame
- 36.3 MP
- Full HD video
- D810 body - \$3499

D610



- Full Frame
- 24.3 MP
- Full HD video
- Lightweight design
- D610 body - \$1699
- rebate applies, call for details



D7200

- DX format
- 24.2 MP
- Full HD video
- Lightweight design
- D7200 body - \$1399
- rebate applies, call for details



Beau Photo Supplies
1520 West 6th Ave.
Vancouver, BC
604.734.7771



beauphoto.blogspot.ca

www.beauphoto.com



@beauphotostore



Beau Photo

NEW! Sony A7R Mark II - testing has started...

We have been receiving small shipments of the A7R Mark II and are now very nearly caught up with pre-orders. At one point, we actually were caught up and managed to grab a body for our rental dept. as well. I have not had a lot of time to spend with the new Sony but here are some of my preliminary observations in point form...

- much smoother shutter mechanism and with its electronic "first curtain", the vibration issue that plagued the original A7R sometimes should be totally eliminated.
- much improved EVF. Not sure offhand what the changes are but wow, it is really a superb EVF. It also seems to match what you've shot quite accurately, even when a lot of exposure compensation is dialed in.
- the body feels extremely solid and robust with much improved ergonomics.
- image quality is pretty much as expected with great dynamic range and surprisingly little noise at high ISOs. More testing is needed before I can really come to any solid conclusions there.

Using a **Metabones v4 adapter for Canon EF lenses**, one with the latest firmware loaded, means that many Canon lenses do focus shockingly quickly and seem just as fast as when used on a Canon DSLR! However see some additional notes below...

So... what lenses have I tried? Well the lenses that focused well (locked quickly and accurately) were the Canon EF 16-35mm f/4L IS, the EF 35mm f/1.4L and Jason said the EF 24-105mm f/4L IS worked well too. Interestingly enough, the 85mm f/1.8 did not work but the 85mm f/1.2L II did. Also the 70-200mm f/2.8L IS II did not really work at all. It kind of worked and locked focus at 70mm but at longer focal lengths it would just hunt back and forth without locking.

When the lenses work, they work very well but it seems as though either Sony or, far more likely, Metabones needs to update their firmware for a greater degree of compat-

ibility with more Canon lenses. At this point, unless you are working with wide to normal focal length lenses, the option of just buying the Sony body plus adapter and using all your Canon glass is not really viable. I'm sure this will improve in the future but in the meantime, you would be more than welcome to drop by and test your lenses with our rental A7R Mark II and Metabones adapter to see if your particular lenses would work with that combination.

Fujifilm X-T10 Review



I had borrowed a Fujifilm X-T10 from Fujifilm Canada a while ago and shot with it for a few weeks. Unfortunately a car accident kind of put a damper on my shooting for a few weeks. Thankfully, no one was badly injured, but with some bruises that made it unpleasant to carry around a camera bag for a couple of weeks, I didn't end up using the X-T10 quite as much as I was hoping to.

The X-T10 is very much a "baby X-T1" with a very similar body and layout, just smaller and more compact overall. In lieu of the ISO dial, the X-T10 has a drive mode selector dial in its place but conveniently, it now has a clickable front control wheel which I set up to be the ISO control. I actually found it far more convenient to change ISOs on the fly and while looking through the EVF, with the X-T10 set up that way, than with the X-T1's ISO dial. On the X-T10, you can just press and click in the front dial, the ISO selector display comes up, you spin the dial to select your ISO, click

it again and you are shooting again. You don't have to take either hand away from its standard shooting position on the body, or your eye from the EVF, whereas for my hands at least, I always found the X-T1's top ISO dial rather fiddly if trying to change the ISO on the fly.



Another thing I like better about the X-T10 is its far superior button ergonomics. The right side rear control buttons, the 4-way selector, the AFL, AEL, Q and Fn buttons, and so on, all protrude nicely so you can locate them easily by feel, simply by brushing your thumb lightly across the back of the camera. They also activate with a nice, firm tactile click. This is a huge improvement over the nearly flush and slightly spongy buttons of the X-T1. That said, with a bit of use, once your thumb “remembers” where the X-T1 buttons

are located, they work just fine of course, but when you initially pick up the body and try to come to terms with its controls for the first few shooting sessions, the X-T10 feels far more friendly and accessible.

As far as performance, the X-T10 is 90 percent of an X-T1 as well. It has essentially the same AF performance, as well as all the advanced new AF features that the X-T1 got with its v4.0 firmware update. It has the same video controls and features, the same shooting speed, the same sensor and thus essentially the same dynamic range and low-light performance, the same advanced electronic (silent) shutter mode and more. In this way, the X-T10 is a far better value than my own personal favourite, the X-E2, since at the same regular \$899 price as the X-E2, the X-T10 offers far greater performance and features. In fact, it even one-ups the X-T1 by offering an integrated, popup flash unit. The popup flash is so solid and tightly fitted when it's retracted, that you'd actually swear the EVF hump was one solid piece. In fact the entire X-T10 feels substantial and solid, not light and plasticky, and has fantastic control feel right across the board.

So where does it lag the X-T1? Firstly, like the X-E2, it is not a weather-resistant body. I have taken my X-E2 in the rain without incident, but I certainly wouldn't want to be stuck in a downpour for any length of time. If you are going to be spending a lot of time in rain or snow, the X-T1 should probably be the camera you buy.

Secondly, its EVF does not offer the same magnification level of the absolutely fantastic one in the X-T1, nor does it offer the very useful split-screen manual focus mode of the X-T1 either. In fact, I actually prefer my X-E2's EVF, not because it is technically better really (same resolution and magnification roughly), it's just that I like the layout with its larger fonts and easier to read at-a-glance exposure info display.

Thirdly, it has a smaller raw buffer, giving you only about 8 raw+jpeg pairs (like the X-E2) before pausing to wait for card writing to catch up, whereas the X-T1 gives you about 23 shots with a fast SD card before its buffer fills. In fact, speaking of fast cards, the X-T1 can take advantage

of the fast writing speeds of the latest and greatest 1000x and 2000x SDXC cards, whereas the X-T1 (and again, the X-E2) cannot.

Lastly, even though its controls do feel better overall than the X-T1, the X-T10 is a distinctly small body and someone with larger hands, like me, may find it a bit cramped and uncomfortable to use for longer periods of time, or when trying to work quickly. That said, adding the optional hand-grip does make a huge difference to the X-T10's handling in my view, so that is an option I'd highly recommend to almost anyone buying an X-T10. In fact, even Fujifilm's leather "half-case" adds just enough to the bottom and front of the grip that it improves the camera's handling too. However, I still wish the right side thumb ridge was placed higher up since it never seems to catch my thumb as well as the one on the X-T1, nor the full height thumb-ridge on the X-E2, which I still find the most comfortable body as far as overall handling.

To mark off some more good points, the X-T10 retains the tilting rear LCD of the X-T1, a point in its favour over the X-E2 with its fixed LCD, and it even has the X-E2's old-school threaded shutter release button so it will work with a mechanical locking cable release, whereas the X-T1 only accepts an electronic release. Oh, and there is one feature that I find absolutely fantastic, and the only other Fujifilm body to have this is the X100T: in playback mode, when you are in full-screen image view, you can click the up button on the four-way controller and be taken directly to the histogram/clipped-highlights/exposure-info screen. Then, when you start shooting again, the next time you hit playback, you are right back in full-screen view. Fantastic! This solves the incessant problem I have with most other cameras, constantly hitting a "DISP" button to cycle through all the other playback screens I don't care about to just alternate between my two oft-used playback modes. This saves a lot of time and frustration in my view, and every single Fujifilm body should have this time-saving feature! Are you listening Fujifilm?!?! I want that feature in the next X-E2 firmware update please!

As far as image quality, there are no surprises. The X-T10 feature's Fujifilm's excellent, if a little quirky, 16 megapixel X-Trans CMOS sensor with its superb dynamic range and high ISO performance, providing image quality that is on par with many full-frame DSLRs and even better than some. Pair this sensor, which does not have an anti-aliasing (AA) filter, with any one of the multitude of superb lenses that Fujifilm makes, and it the X-T10, like its other X-Trans siblings, is capable of image quality that may truly surprise you.

To explain the "quirky" comment though, the X-Trans sensor has a unique CFA layout (Colour-Filter-Array), one that serves to nearly eradicate any trace of colour moiré that could otherwise often appear when sharp lenses are used with an 16 megapixel sensor that doesn't have an AA filter, but this unique CFA layout means a completely different and more sophisticated raw demosaic algorithms need to be used to get the best image quality. At the moment, Adobe is still lagging behind virtually every other raw converter out there, when it comes to micro-contrast and rendering fine or subtle colour details. While Adobe has made some significant improvements lately, you can still get better, and often more natural looking results at low ISOs, with Phase One's Capture One Pro, PhotoNinja, Iridient Developer and others. On the other hand, Adobe's noise reduction at high ISOs is quite effective and if shooting at ISO 1600 and up, quite often I will just stick with Adobe's raw conversion. If you are just printer small, say at 8x12 inches or less, you never notice any quality issues with Adobe's software, but if you pushing things to larger print sizes, you will definitely benefit from a different raw converter. I have made spectacular looking 24x36 inch prints from my X-E2 shots, mainly due to Fujifilm's superb lens quality and excellent results when using PhotoNinja, the raw converter I personally use the most.

Of course, like most other current Fujifilm cameras, the X-T10 offers WiFi camera control and image download, with a decent app available for iOS and Android. It also does Full-HD video with manual control, although like other Fujifilm cameras, its video quality is not really state of the



If you are thinking about buying a Fujifilm camera there are some good rebates on this month. Call or e-mail for more information. digital@beauphoto.com

| Product Description | Rebate | Selling |
|---|----------|------------|
| FUJIFILM X-T1 Black Kit (XF 18-135mm Zoom) | \$300.00 | \$1,899.99 |
| FUJIFILM X-T1 Black + XF 18-135mm Zoom (soft bundle) | \$500.00 | \$1,999.99 |
| FUJIFILM X-T1 Black Kit (XF 18-55mm) | \$100.00 | \$1,799.99 |
| FUJIFILM X-T1 Black + XF 18-55mm Zoom (soft bundle) | \$400.00 | \$1,899.99 |
| FUJIFILM X-T1 Black Body | \$100.00 | \$1,399.99 |
| FUJIFILM X-T1 Graphite Silver Body | \$100.00 | \$1,599.99 |
| FUJIFILM X100T (black or silver) + WCL (soft bundle) | \$150.00 | \$1,699.99 |
| FUJIFILM X100T (black or silver) + TCL (soft bundle) | \$150.00 | \$1,649.99 |
| FUJIFILM X-Pro 1 Body + XF 27mm (soft bundle) | \$450.00 | \$949.99 |
| FUJIFILM X-E2 (silver or black) Body | \$100.00 | \$799.99 |
| FUJIFILM X-E2 (silver or black) Kit w/XF 18-55mm Zoom | \$150.00 | \$1,099.99 |
| FUJINON Lens XF 14mm f/2.8 | \$200.00 | \$799.99 |
| FUJINON Lens XF 16mm f/1.4 WR | \$200.00 | \$949.99 |
| FUJINON Lens XF 18mm f/2 | \$200.00 | \$499.99 |
| FUJINON Lens XF 23mm f/1.4 | \$200.00 | \$799.99 |
| FUJINON Lens XF 27mm f/2.8 | \$200.00 | \$299.99 |
| FUJINON Lens XF 35mm f/1.4 | \$250.00 | \$449.99 |
| FUJINON Lens XF 56mm f/1.2R | \$150.00 | \$999.99 |
| FUJINON Lens XF 56mm APD f/1.2R | \$300.00 | \$1,399.99 |
| FUJINON Lens XF 60mm f/2.4 | \$200.00 | \$549.99 |
| FUJINON Lens XF 10-24mm f/4 | \$200.00 | \$949.99 |
| FUJINON Lens XF 16-55mm f/2.8 WR | \$150.00 | \$1,199.99 |
| FUJINON Lens XF 18-55mm f/2.8-4.0 OIS | \$200.00 | \$599.99 |
| FUJINON Lens XF 18-135mm f/3.5-5.6 WR OIS | \$150.00 | \$849.99 |
| FUJINON Lens XF 50-140mm f/2.8 R OIS WR | \$150.00 | \$1,649.99 |
| FUJINON Lens XC 50-230mm f/4.5-6.7 OIS | \$150.00 | \$299.99 |
| FUJINON Lens XF 55-200mm f/3.5-4.8 OIS | \$200.00 | \$599.99 |



art. Unlike the X-T1, you cannot get a vertical battery grip for more battery power or vertical shooting and like all other mirrorless cameras, the battery life is poor, so you will likely need multiple batteries to get your through a heavy day of shooting.

So there you have it, my quick X-T10 review. As much as I still prefer the handling of my X-E2, I must admit that the X-T10 offers by far the best value in Fujifilm's lineup right now when it comes to performance for price. If I suddenly had to replace my camera bodies, I think that for the same price, I would be sorely tempted to get the X-T10 over the X-E2. Although... I personally still like the X-E2...

Finally, you can get the X-T10 in black, in an attractive silver (which would be my choice), and as body only or as a kit with the XF 18-135mm OIS zoom or, once again my preference, a kit with the surprisingly small, lightweight and excellent XF 18-55mm f/2.8-4 OIS kit zoom. While I haven't

tried the X-T10 with the 18-135mm, it is a pretty big lens and I really do think the 18-55mm would be a better match to be honest.

Beau is stocking the X-T10 in both black and silver, and in a kit with the XF 18-55mm f/2.8-4 OIS

Fujifilm X-T10 body - \$899.00

Fujifilm X-T10 Kit w/ 18-55mm lens - \$1249

For more info on the X-T10, feel free to give us a call...



RENTAL NEWS

JASON K.

Sony A7RMkII

A new addition in the rental department for this month is the new Sony A7RMkII body! The A7RMkII shares the same body as the recently released A7MkII, but with a 42 mega back-illuminated sensor with axis in-body image stabilization. The sensor boasts 399 focal plane Phase detection AF points which results in very fast AF capabilities, including even with Canon lenses with the Metabones IV adapter.

The Sony A7RMkII also can record 4K video in Sony's XAVC S into an SDXC card without the need for an external recorder, but keep some extra cards handy, as the bit-rate is 100Mbit/second! The 4K video is available in both full-frame & Super 35 coverage. The A7RMkII, like its stablemate A7S, also boasts an electronic shutter which is totally silent, but when used can introduce the "Jello effect" due to the rolling shutter.

\$225/day or weekend.

Labour Day Weekend:

We will be closed for Labour Day on Monday September 7, 2015, so you know what that means, right? Yes, it means you can keep rental gear for a whole extra day at no extra cost to you! So if you have a gig or two to shoot, you can use the rental gear to do some great things on the third extra day! Things are booking up fast, so don't dawdle!



FILM / ANALOG NEWS

Nicole L.-D


Impossible Project

It was wonderful to have the peeps from Impossible Project Berlin in August! We had loads of fun nerding out on all cameras - everything from Polaroid to 35mm, to 120 film cameras!! It is always great connecting with like minded camera folk from around the world!



Impossible Lift Workshop

Learn how to do Impossible Project Emulsion transfers, sign up now for Beau Photo's **Sept 17th workshop**, it only costs \$20! Everything from film to paper will be supplied for you! film@beauphoto.com



More Consignment Cameras again this month.

Some of my favorites in the store right now include the slick little **35mm Contax Tvs** on consignment for **\$250.00**. I also really like the look of Russian cameras, so a new favorite of mine is the **35mm FED 5B**, on consignment for **\$50.00**. We have a **Foldex 20 620** camera made in Chicago from the late forties to the sixties. This one is \$30.00. I do really enjoy using my TLR, and if your looking to try a TLR yourself, we have a lovely **Yashica 635** on consignment for **\$250.00**. There is also a **Mamiya 330** kit for **\$800**.



Film Cameras for Back to School

Beau has quite the selection of consignment 35mm SLR cameras including several Pentax K1000 with lenses, Nikon F3 and Canon AE-1. Many of them are retro models that have functioning light metres and M Mode.

We also have a Polaroid COOL CAM sale. Select models are now priced at \$30.00.

Student Specials

Students will receive 10% off on Patterson Tanks, PrintFile 35-7B (25 Sheet) and 35-7BXW (25 sheet), and Ilford MG Filter sets til September 30th 2015. Students also always get an 8% discount on Ilford, Kodak, Rollei, Fuji Film and Ilford (light sensitive) paper

Polaroid Rollers

Looking for parts? We found some Polaroid Land Rollers, perfect for replacing the well used ones in your Land Camera.

Remembering a Friend

CAROL P.

IN MEMORY OF BRENDA HALA

As some of you know, many of the Beau Photo crew work some weekends during the year, attending a variety of trade shows, both in and away from the lower mainland. We love meeting all our clients – old and new. What you may not have known is that we've always had a trade show pinch-hitter at many of these events. A wonderful client and friend from Vernon, Brenda Hala was part of our Beau Photo family - a volunteer extraordinaire



– never hesitating to jump in to help. Always greeting everyone with a smile and always enjoying a few laughs, Brenda made those events seem extra



special. Many times she even came with her own "Beau" business cards in hand. Sadly we lost Brenda on August 10th to cancer. We all miss her dearly.

In Brenda's honour, the staff along with a number of her close photo buddies, are dedicating a park bench in her memory. So, for all her friends in the photographic community, the next time you're in Vernon, take a walk in Polson Park by the wishing well and please enjoy the good memories of Brenda and the peaceful view.

'In the end, it's not the years in your life that count. It's the life in your years.'

(Abraham Lincoln quote displayed in Brenda's studio)

<http://www.castanet.net/news/Vernon/145975/Hala-s-legacy-of-images>



BEAU

PHOTO

BRENDA HALA,
CPA. F/PPOC-BC

OFFICIAL TROPHY PRESENTER
& TRADE SHOW WORKER!

1520 WEST 6TH AVE
VANCOUVER, BC, V6J 1R2

PHONE 604-734-7771
FAX 604-734-7730
WWW.BEAUPHOTO.COM

BEAU

PHOTO

Brenda Hala

Last year I was here for my good looks and charm, this year they actually expect me to work or something..... Angie said I get a free t-shirt for helping....

*"The Pros that know
shop at Beau"*

**1520 W. 6th Ave
Vancouver, BC V6J 1R2
Phone: 604-734-7771**

Don't ask for me though because I'm in Vernon... ask for Carol and say that I sent you and then I get more free shirts..... or maybe a mug...

BEAU

PHOTO

BRENDA HALA

DO YOU KNOW HOW LONG THESE GUYS HAVE BEEN AROUND??? DECADES! AND THEY STILL LOOK SO YOUNG AND THEY STILL DON'T PAY ME TO WORK IN THIS TRADE BOOTH - IMAGINE THAT! I'M HERE FOR MY GOOD LOOKS - AS USUAL!

**1520 W 6th Ave. Vancouver, BC
Phone 604-734-7771 www.beauphoto.com**

RENAISSANCE ALBUMS

SIMON B..

Congratulations to **Kristy Ryan, owner of Blush Wedding Photography** who has been accepted to be part of the Junebug Wedding Best Destination Photography Collection. This collection has 4,000 image submissions from over 40 different countries. Kristy's work is part of a group of 50 stunning photographs that are up for the chance to win this year's award. We wish her best of luck.




©Kristy Ryan Blush Wedding Photography

Kristy is also honored to be named "Best Photographer in BC" this year at the Canadian Wedding Industry Awards, one of the Most Inspiring Photographers in Canada by Weddingbells Magazine, and this year's Grand Prize winner of the international Shoot & Share photo contest out of 74,000 participants.

Kristy will be giving a talk titled **"Living your Dreams & Demystifying Destination Wedding Photography"** at Fusion 2015 on September 27th 2015. See the beginning of this newsletter for more information and links to tickets and the Fusion website.

We are honored to receive a **sample album from Infused Studios that will be added to our Beau Photo collection.** The "One Day" album won 3rd Place Award at the WPPI 2015 Album Competition in the Engagement category. Here is a quick look at the album -



SoHo Book 8x12 – 13 page with Highline Cover.



Beau Photo will be in Toronto!

I am excited to announce that Beau Photo will be attending the **Canadian Photo Conference Toronto on October 21 and 22nd**. The Canada Photo Convention is not yet sold out and it is a great place for professional development among wedding and portrait photographers with many award-winning speakers to inspire and teach. We will be showcasing all the latest albums and will be there to answer all your questions. Drop in (but please RSVP). Other times during those days or evenings can be arranged by appointment. Please call 1-800-994-2328 or email albums@beauphoto.com to arrange a time.

PRESENTATION PRODUCTS

BARB B..

Farewell, Brenda. You were unfailingly positive no matter what life threw at you. We miss you.

Ah, September! It's your cue to take a few minutes to look at the projects in your fall season's lineup, and think about how you want to present your images.

We have some fresh options for you this year as we now have access to Tyndell Photographic Packaging - www.tyndellphotographic.com whose products are comparable to or better than TAP's in both price and quality. They have also just added a Horizontal 75/35 Memory Mate to their product line and are sending me samples to assess before launching them. I'll report on them in the next newsletter. After you've cruised their catalogue, let me know what you're interested in. If you need samples, I'll happily request them for you.

Canadian-made mounts ROCK!

Due to the current rate of U.S. exchange, some sizes of our Canadian-made (responsibly produced new fibre) Vancouver Easels and Vancouver Folders now actually cost less than the lesser quality, U.S.-made (recycled fibre) TAP Buckeye folders. You can present your images in a better quality mount, support your local economy, AND save money!! Let me know if you need a price list and samples.

Proof Album News

Most of our clients have moved away from proof albums and into other methods such as CD/DVD's or USB drives to present proof images to clients. Due to this, Beau Photo will no longer be stocking TAP proof albums. The last few of our stocked albums have been sold, and they will now be available by special-order only. If you still use proof albums, please check your bookings and let me know how many you'll be needing (and the dates you need them for). You should allow at least a month for your order to arrive.

Here are a few items from Tyndell that could be brought in if there is a demand. Have a look at their website to see what else is available.



Onyx Folder



Midnight Mount



Rustic Wood Flash Drive Box



Metallic Flash Drive

BEAU
PHOTO



19-20.09

VANCOUVER • 2 DAY

CREATIVE LIGHTING WORKSHOP

PRESENTED BY LUKASZ BRZESKIEWICZ • EXORIENTELUX.CA

FOR MORE INFO AND BOOKINGS: www.brzeskiewicz.com/workshops

Lukasz Brzeskiewicz - lukasz@brzeskiewicz.com

Erich Saide - erich@erichsaide.com

WHAT TO EXPECT:

- change your method of working in a studio from trying to use ready-made lighting setups to thinking with light
- learn easy (once you grasp them) techniques on how to start with a one-light setup and expand it to creating a natural looking photograph in a studio environment
- comprehend creative lighting: how knowing certain rules regarding the nature and character of light will help you to evolve and expand your skills
- experiment with colours, shadows and learn about finding your inspirations
- watch how an experienced photographer known for his unique lighting skills works on set - from a sketched project to a finished photograph

The cost is just 499\$ for the two days. Very limited spots to make the experience best for those involved.

19-20.09.15 • DAVID COOPER STUDIO Suite 202-950 Powell St. • VANCOUVER

IN COOPERATION WITH:



BEAU

PHOTO

 erich saide
PHOTOGRAPHY

david/cooper
PHOTOGRAPHY

soulmate productions presents



DAR RAMOS PORTRAIT + FASHION PHOTOGRAPHY WORKSHOP

An International Photographer, Dar Ramos has also conducted workshops in Manila, the U.S., Australia and Canada. Locally, he also shoots celebrity and fashion in the Philippines. He has done projects for Cosmopolitan, Mega, Star Studio, Metro Magazine. Come and join Dar's workshop as he unselfishly share his craft.



September 19-20 - Vancouver
October 3-4 - Calgary

2 Days of Intensive Workshop on Lighting, Posing, How to work with Clients plus Post Processing \$399

For more infos and to sign up please contact
Vancouver- William Orsua 1-604 365007 william@soulmatepro.com
Calgary - Leslie Ian Ramos 1-587-893-3119 or
AJ Batac 1-204-228-1074

**Photo
Expert**

**BEAU
PHOTO**



SOULmate
PRODUCTIONS

Vancouver International
Photography Festival
Saturday October 3rd -
Sunday October 4th
Van Dusen Gardens



The purpose of this festival is to provide an opportunity for national and international enthusiasts to come together and share their common interest in the photographic arts through education, entertainment and other promotional activities.

Since the establishment of this non-profit organisation in June 2011, the Metro Vancouver International Photography Festival Society has been steadily growing into an international playground in which photography enthusiasts share their knowledge and experience.

The society's mission is to promote photography and the relating arts, while stimulating tourism and the local economy through the exchange of different cultures and charitable work on an international level.

<http://www.vipf.ca>