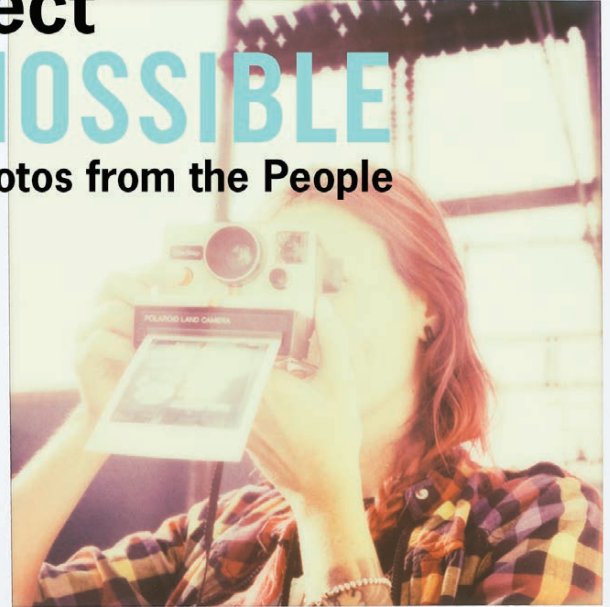




Project IMPOSSIBLE

V2.0 Photos from the People



Call for entries.

Be a part of the exhibition - submit your best Impossible Project Photos to us. film@beauphoto.com for info

*Get creative with instant film!
Details on our upcoming contest
and exhibition in this newsletter.*



Beau Newsletter - March 2015

Profoto Items on Clearance • Filters Now in Rentals • Announcing the Canon EOS 5DS and 5DS-R, and the New Canon 11- 24 f4L zoom • Mike Tests the New ND Filters • New Diffusion Material in Stock - Translum from Savage • Vanguard Quovio 49T Roller Bag • Project Impossible V2.0 Contest and Exhibition • New Diana Cameras • Beau Photo is Visiting Toronto...

BEAU
PHOTO

PRO SALES

KEN S.

Profoto

There is big news coming from Profoto soon!
Please see our blog next week for more details.

Profoto items on clearance:

2x3 RF soft box - Sale 299.50, originally 469.95, **2 only**
Umbrella reflector - Sale 80.00, originally 119.50, **1 only**
Zoom reflector (original) - Sale 90.00, originally 168.95 **1 only**
Acute head extension cable - Sale 80.00, originally 199.95, **2 only**
**Y cable to connect one twin head to two Pro 5 packs-
 Sale 50.00**, originally 200.00, **1 only**

LED light panels on sale

If you go into the woods tonight... you'd better bring a
Qudos LED light for GoPro

The Qudos action (Light) from Knog seamlessly partners with the GoPro 2, Hero3, 3+ and 4, as well as Sony action cam or any action camera with GoPro conversion mounts. It delivers 400 lumens of light from its three powerful LEDs yet only weighs 150 grams. With multiple modes to adjust brightness and light beam, the Qudos Action allows users to control their shots in any scene or location – whether underwater, on the trails, or on mountain peaks, finally there is a light that will go anywhere your GoPro takes you.



Qudos Action Light - Black - Sale \$99.00 Reg. \$129.95

Qudos Action Battery pack - Sale \$32.00 Reg. \$39.95

Qudos Action Mount pack - Sale \$16.00 Reg. \$19.95
 *while stock lasts

New in Used:

Well they are not so new nor are they used. This month I want to feature some new in the box items that are looking for a good home. Think of it as adopting a camera.

NOBLEX PRO 6/150U (1 only)

The NOBLEX is a film camera that makes an exposure by rotating the lens 360° for one exposure. The film rests on a curved film plane, and is exposed through a shutter slit. During the first half of the rotation, the lens



exposure of the film during the second half of the rotation. This results in distortion free photographs with an angle of view of 146° when using a NOBLEX PRO 6/150. NOBLEX images stand out with their remarkably even



edge to edge illumination and sharpness.

Test frames from our rental Noblex.

Noblex PRO 6/150 U - Clearance \$2400.00

Regular \$4255.00

Leica R8 (1 only)

Leica R8 is a 35mm film SLR camera made by Leica that was introduced in 1996. The R8 design is larger and heavier than the earlier R series of cameras.

Some of the key features of the R8 are:

- Lens mount: Leica R bayonet with additional electrical contacts
- Shutter: Copal vertically running metal-leaf unit
- Speeds: 32-1/8000, in automatic modes, or to 1/6 seconds in half-stop steps in manual mode, as well as Bulb. The flash X-sync speed is 1/250
- Operating modes: Manual, Aperture priority, Shutter priority, Program, and Flash
- Metering methods: Selective (7mm central area), 6-element matrix, center-weighted, and flash TTL center-weighted

Leica R8 - Sale \$700.00

Regular \$2865.00

RENTAL NEWS

JASON K.

ND and Polarizing Filters Now in Rentals!


Due to popular demand, we have added a pair of 10 stop neutral density filters and a circular polarizer to the Rental Department.

Heliopan Polfilter Circular SH-PMC Filter

Heliopan filters are renowned for their high build quality, and the SH-PMC circular polarizers are no exception. Made with high quality optical Schott Glass in a durable brass ring with numbered calibration on the rotating ring so that one can turn the ring to a set position. **\$15/day**



without polarizing filter



with polarizing filter

Tiffen APEX 10 stop ND IR Cut Filter

The Tiffen XLE Series Apex 10 Stop Neutral Density filter is an ideal filter for long exposure photography. The APEX is equipped with a standard near infrared blocker and a Tiffen Hot Mirror to eliminate all infrared pollution that long exposure photography is susceptible to. These two features allow you to capture your long exposures without the risk of compromising the color in your image. **\$10/day**

B+W 10 Stop 3.0 ND 1000x Filter

B+W filters are made from high quality Schott Glass, and feature a brass ring for durability and greater resistance to seizing. The B+W 10 stop filter does not have an infrared filter, so the initial results may be much warmer than one would expect, but once corrected, this filter gives a very pleasing colour rendition. **\$15/day**

* As no filter in the 10 stops+ range is completely colour neutral, you will have to correct for colour casts that each filter imparts to your files. Results may vary between camera bodies. See Mike's article in this newsletter for more information.

DIGITAL NEWS

MIKE M.

Announcement: Canon EOS-5DS and EOS-5DS R!



Canon recently announced the development of two new 50 megapixel (yes, 50!) full-frame digital SLRs that are slated to start shipping this summer in June. They are a slight evolution of the 5D Mark III body-wise, with a new, more smoothly damped motor-driven mirror mechanism that does not rely on springs for operation. It also has a shutter delay mode and a more rigid bottom-plate, all of which contribute to smoothing vibration and strengthening the body structure to allow for critically sharp captures with such a high megapixel count. Similar to Nikon's D800E variant, the EOS-5DS R has a "cancelled" anti-aliasing filter that in theory should allow for a slight increase in resolution over the regular 5DS, provided you use impeccable shooting technique and the best lenses. While still offering high quality 1080p Full-HD capture, Canon did scale down the video functionality of the new 5DS siblings, however it is expected that these cameras will mainly appeal to those looking for the highest resolution still photographs from a 35mm DSLR.

Obviously I have not yet had a chance to try out even an early preproduction model for myself, but sample images online show excellent levels of fine detail, even from JPEGs



PIXMA PRO-1

Incredible 13 X 19 Borderless Prints
Combined With 12 Colour LUCIA Pigment Ink
System Makes This Pro-1 a Professional Choice.



12 Individual Ink Cartridges

12 colour LUCIA pigment ink system for professional image performance up to 13x19 borderless prints.



Optimum Image Generating System

Achieve optimum mixing balance of inks determined from among countless combinations, as well as precise placement of ink droplets for ideal print results.

Chroma Optimizer

New Chroma Optimizer

The new Chroma Optimizer tank, achieves enhanced density of black and uniform print glossiness.

4800dpi
Maximum

4800 dpi Maximum

Maximum 4800 dpi with microscopic droplets as small as 3 picoliter using FINE technology.



2-way

2-Way Printing

To add to your options, this feature lets you load photo papers in the back of the printer and thicker fine art papers in the front, so you're always ready to print with the paper type you want.



PictBridge

Don't feel like using a computer? No Problem. — Thanks to a PictBridge connection you can also print photos directly from your compatible digital camera, DV camcorder or camera phone.

12 Individual Ink Cartridges



This 12-colour LUCIA pigment ink system provides superior colour stability and print longevity while dramatically expanding the colour gamut.

Featuring 11 colours plus the new Chroma Optimizer tank, this ink system achieves enhanced density of black and uniform print glossiness.

Kit Contains

- PRO-1 Unit
- Power Cord
- Print Head ZF644
- Ink Tank PGI-29MBK
- Ink Tank PGI-29PBK
- Ink Tank PGI-29DGY
- Ink Tank PGI-29GY
- Ink Tank PGI-29LGY
- Ink Tank PGI-29C
- Ink Tank PGI-29M
- Ink Tank PGI-29Y
- Ink Tank PGI-29PC
- Ink Tank PGI-29PM
- Ink Tank PGI-29R
- Ink Tank PGI-29CO

Canon is extending their mail in rebate promotion on Pixma Pro Printers until April 23rd!

Get \$250 off this Pixma Pro 1 13" printer.

Buy yourself a new PRO 1, Pro 10 or Pro 100 printer and get a good deal!

and the lenses used are holding up to the extreme high resolution sensor as well! The 5DS will also feature both 1.3x crop (30MP) and 1.6x crop (20MP) modes, as well as full-frame medium raw and small raw modes.

Pricing for the EOS-5DS will be \$4,099 and the 5DS R will be \$4,299. We have already started taking pre-orders for this exciting new pair of DSLRs!

Announcement: Canon EF 11-24mm f/4L Zoom!

The second recent announcement of interest is the world's widest, full-frame ultra-wide-angle, rectilinear zoom lens. Yes, you read it right... 11mm ultra-wide, not a fisheye, for full-frame bodies. Based on the published MTF charts, my guess is that this lens will drop some jaws when it comes to image quality since not only is the 11mm focal length unprecedented, but it might prove to be amazingly sharp as well! Will it beat the legendary Nikkor AF-S 14-24mm f/2.8? Well it certainly will as far as size and weight, looking like it will come in as an even heftier optic, but time will tell if it proves capable in terms of image quality, especially on the demanding 50MP bodies that are just around the corner!



This lens will most certainly not be cheap, one of the most expensive zooms this side of the huge 200-400mm. Pricing is set at a whopping \$3,499 with a CPS discount available for members. We are planning on putting this amazing new lens into our rental department as well as the new 5DS bodies as well of course...

Canon is continuing numerous rebates on digital SLRs and lenses so contact us for details on those. Also, the flagship

EOS-1DX body has dropped \$400 from \$6,999 down to \$6,599 now, with an additional CPS discount also available.

NIKON D750 - back in stock!



We now have Nikon's freshly massaged D750 bodies back in stock. There was an issue on some bodies with glancing reflections off the top of the focus sensor, causing a strange, interrupted flare pattern on the sensor when a strong light source was positioned at just the

right (wrong?) spot above and just outside the field-of-view. Not every body exhibited this issue, for example our rental camera does not, but some did. Nikon has now improved the assembly tolerances to ensure this issue is solved and all the bodies we are now selling are guaranteed free of this potential problem. If you have any concerns about your own D750, feel free to make an appointment to bring it by our store and we can test it for you. It is a fairly quick and simple procedure to perform. On the other hand, if you have never seen a problem with this yourself, then there is likely no point in bothering...

SONY Trade-in Allowances

Sony has implemented a novel trade-in program for those wishing to upgrade their equipment. Please contact us for details since this is a somewhat complex program that is joint effort by Sony and their pro dealers!

Fujifilm Rebates

Most rebates are continuing from Fujifilm through the end of March. We have been advised of a potential price increase come April, so if you didn't already take advantage of the great February rebates, this is the month to get your



AF-S NIKKOR 300mm f/4E PF ED VR

Featuring the Phase Fresnel (PF) element which nearly eliminates chromatic aberration on its own, together with the Extra-low Dispersion (ED) glass element and Nano Crystal Coat (N), this lens delivers strikingly clear, accurate images.



Images courtesy of nikon.ca



New levels of sharpness and clarity with 4.5 stops of Vibration Reduction (VR).

Nikon's Silent Wave Motor (SWM) provides ultra-quiet, ultra-fast autofocus.

More stock will be arriving soon.

Also watch for it in our rental department.



BEAU Beau Photo Supplies
1520 West 6th Ave.
Vancouver, BC
PHOTO 604.734.7771

 beauphoto.blogspot.ca

www.beauphoto.com



@beauphotostore



Beau Photo

Fujifilm gear! In addition, we have the brand new Fujinon XF 16-55mm f/2.8R LM WR in stock now too, if you are hankering for a pro-grade, weather-resistant, f/2.8 mid-range zoom!

Item Description	Instant Rebate	After Rebate
Fujifilm X-T1 Black Kit (18-135mm)	\$150	\$1,849
Fujifilm X-T1 Black Body w/XF 18-55mm (BUNDLE)	\$300	\$1,799
Fujifilm X-T1 Graphite Silver Body	\$100	\$1,399
Fujifilm X-T1 Black Body	\$100	\$1,199
Fujifilm X-E2 Black or Silver Kit w/XF 18-55mm OIS	\$100	\$1,099
Fujifilm X-E2 Black or Silver Body	\$100	\$699
Fujifilm XF 14mm f/2.8	\$150	\$849
Fujifilm XF 18mm f/2	\$150	\$449
Fujifilm XF 23mm f/1.4	\$150	\$849
Fujifilm XF 27mm f/2.8 'Pancake'	\$100	\$349
Fujifilm XF 35mm f/1.4	\$100	\$499
Fujifilm XF 56mm f/1.2R	\$150	\$949
Fujifilm XF 60mm f/2.4 Macro	\$150	\$499
Fujifilm XF 10-24mm f/4 OIS	\$150	\$949
Fujifilm XF 18-55mm f/2.8-4.0 OIS	\$50	\$649
Fujifilm XF 18-135mm f/3.5-5.6 OIS WR	\$200	\$799
Fujifilm XC 50-230mm f/4.5-6.7 OIS	\$100	\$299
Fujifilm XF 55-200mm f/3.5-4.8 OIS Zoom	\$100	\$649
Fujifilm X100/X100s Wide Conversion Lens	\$50	\$299
Fujifilm X100/X100s Tele Conversion Lens	\$50	\$249
Fujifilm X30 (black or silver)	\$100	\$549

CLEARANCE ITEMS!

We have some slow moving items in stock at Beau Photo and with our yearly inventory date looming, now is the time to reduce prices and clear them out. Things like older D-series and DX Nikon lenses, some previous generation Beachtek audio mixers, some EF-S Canon lenses, slow moving Cinevate and Sigma products... and more! Please watch our blog for announcements of these specials here! <http://beauphoto.blogspot.ca/search/label/clearance>

Deep ND Filters Compared



This article, apart from having tests shot on a digital camera (my Fujifilm X-E2), is not about any digital gear, rather it is a quick review on some of the latest and greatest IR-blocking ND filters and how they stack up against the "old standby", a standard B+W 10-stop ND which has no IR filtration.

The B+W 10-stop ND gives colour images a somewhat ruddy-brownish colour cast and it has been speculated that this is due to infrared light affecting cameras with sensors that still have some residual IR sensitivity... ha, see? I am talking about digital cameras here! Anyway, several companies have come along and made filters that purport to solve this issue with the promise of easily corrected colour balance. The issue is that if a scene being photographed is heavy in IR, a sunny day with foliage perhaps, or anything that reflects a lot of IR, then a deep visible light blocking filter that lets through IR, like the B+W, might affect some areas of an image differently than others, meaning that a simple WB correction in post might still yield an image with strange looking colours or colour casts.



There are two image galleries that accompany this article as follows...

Original, uncorrected daylight WB shots: http://www.sublimephoto.com/exhibit/2015/0222_deepND-unc/

Colour corrected and exposure tweaked: http://www.sublimephoto.com/exhibit/2015/0222_deepND/

There are details about what adjustments were made in the colour corrected gallery. Also, the filters being discussed in this review are as follows (with the image filename suffix indicated in brackets, also detailed in the galleries)...

- (TA) Tiffen Apex XLE-series 10-stop IRND
- (FHF) Formatt-Hitech Firecrest 16-stop IRND
- (BW) B+W 10-stop ND (110 ND 3.0 - 10 BL 1000x



Keep in mind that the amount of sunlight varied for the tests and since filtered sunlight tends to have a fair bit less infrared, the advantage the IRND filters had might be variable. I will describe the four sets of shots below...


1-4: Photos of an X-Rite ColorChecker Passport. Sunlight was slightly filtered by some thin cloud. The fabric on the camera bag probably reflects a lot of IR and you'll see the most dramatic colour changes there. I would say the Firecrest renders the colour of the bag closest to reality and here, the B+W seems the worst, although none of them are anywhere near accurate. Looking at the patches of the ColorChecker, I would say the B+W still did surprisingly well after correction!

5-8: There was very little sun for these shots with somewhat dense cloud cover. You could barely see where in the sky the sun was, when looking at the clouds. There was likely some variation in sun from shot to shot since it took a moment to switch filters out while precariously balanced, with tripod, on top of a narrow rock. For this set I used my Fujifilm 16-55mm zoom at 21mm with the 77mm ND filters threaded directly on the front.

9-12: For these, luckily I almost had full sun! Very thin cloud cover only with strong shadows and contrast visible. I used my Fujifilm 10-24mm zoom at 10mm (77mm ND

filters used with a 77-72mm stepping ring) and despite the oversized filters, I believe some mechanical vignetting can be seen in the B+W and Tiffen shots. The Firecrest is extremely slim, even having surprisingly thin glass and it seems to yield brighter corners. Do note that there were some people walking through the scenes during the exposures. For example, there is a blueish colour smear in the lower right corner of the Tiffen Apex shot.

13-16: These were shot with the sun above and to the left, just outside the frame. No lens hood was used and I just let the sun hit the front of the filters at a glancing angle. Interestingly enough, both the Firecrest and the Apex filters



show colour casts through part of the frame. The Firecrest is showing a magenta cast at the top and bottom, whereas the Apex is showing a green cast. This might be due to internal reflections from the more metallic coatings on both those filters? Interestingly enough it seems no hint of any differential colour casts from the simpler B+W filter.

A few additional comments on the photos. First off, it seems that none of these filters will give truly accurate colour rendition with a simple click-WB! I may try to do a custom calibration with the ColorChecker Passport photos... however not only did I run out of time, but since there was slight overcast I felt the resulting calibration might not be as accurate or useful as it would have been in full sunlight. Based on the different colour renditions, which of these filters do you find the most pleasing? Depending on the subject, the amount of IR as well as direction of the light, one's

preference might change too. In addition, it is also possible that a different camera might behave slightly differently as far as the degree of colour cast and how much advantage the IR filtering actually has in practice.

I must say, that Firecrest filter is impressively dark for such a thin filter! We are talking about going from exposures of several seconds with the I0-stop filters to several minutes with the I6-stop Firecrest! It's convenient not having to stack NDs to achieve really long exposures in full sunlight, especially when using ultra-wide lenses. Formatt- Hitech gets such a thin filter so dark by using a carbon-metallic coating. They call it "hyper neutral" but I'd say that's overstating its neutrality since one can still see colour casts on not only the uncorrected shots, but on the WB corrected ones too.

Note that I have identified an issue with the circular Firecrest ND filter I tested. I was actually getting visual distortion in parts of the images, a stretching in some corners, most visible with my ultra-wide lens. To see this, click photo 9 in either gallery, then press the right-arrow key to get to the Firecrest shot, then the left-arrow key to get back to the unfiltered shot. Do this repeatedly and you can see the lower right corner stretching away and possibly some other weird distortions happening in other parts of the image. In comparison, the B+W filter is absolutely perfect with no visible distortion or degradation in image quality even when viewed at full resolution, apart from the mentioned vignetting. The Tiffen is also essentially perfect without any image quality loss and less vignetting than the B+W. It's not really visible on the smaller web images, but the stretching distortion also causes a slight loss of sharpness in parts of the Firecrest shots.

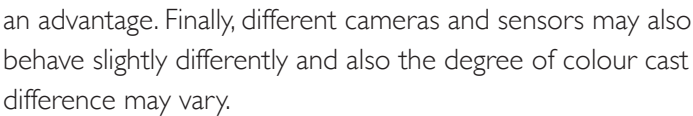
Afterwards, Jason here noticed that when you look at a reflection of a straight line in the Firecrest filter's glass, you can actually see a slight "rippling" in a few spots near the edge and also an overall slight "barrel distortion" warping of the reflection. Perhaps the thin glass is under some stress from the filter's outer metal ring, causing this distortion? I am only speculating with that, but looking at one of the

flat 4x4 inch sheets of Firecrest ND we sell, it is essentially perfect with no visible distortion. I have brought this issue to the rep's attention and since the sample filter I tested was said to be a production unit, the distributor has requested that we return all our circular Firecrest ND inventory to allow the factory to carefully check them over. Perhaps they are concerned that somehow a small batch made it through QA that shouldn't have, and they want to proactively ensure that we don't sell any less than perfect units...

As far as mechanical build, the B+W is by far the most robust, with thick glass, perfect threads and a weighty, solid brass mounting ring. Next was the Tiffen, with accurately cut threads but a lighter aluminum mounting ring. Coming in last was the Firecrest. Its thin glass surely contributed to its somewhat cheap feeling construction but its filter threads also seemed a slight bit undersized, not engaging with as much confidence as the other two filters, feeling a bit sloppy. Then of course there is that issue of glass distortion.

Lastly, it seems a I0-stop filter may not really be a I0 stop filter! Using the PhotoPills app on my iPhone to calculate exposure times, I found that the Firecrest filter seemed quite accurate to its I6-stop claim, the Tiffen was a little bit lighter and the B+W a fair bit darker than I0 stops. In fact, even though they are both I0-stop filters, the B+W seemed about one-and-a-third stops darker than the Tiffen!

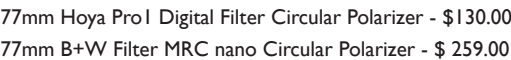
Your mileage may vary, but personally I would choose the regular B+W I0-stop ND for myself. On the pure landscape shots, I actually prefer the colour rendition of the B+W filter overall, and the fact that it does not suffer from any grazing light colour casts and does not exhibit any distortion or loss of sharpness would make it my pick. On the other hand, if the Firecrest did not have the distortion and sharpness issue, I would likely buy one since I do like the fact that it does not vignette and having a single filter that does I6 stops is quite compelling. If I were photographing man-made objects where colour rendition was important, the choice would be more difficult and perhaps the B+W would come in last for then, since the IR filtering of the Firecrest and Apex filters should offer them



I hope you found this comparison useful! If you want to try one for yourself, we are now renting the Tiffen and the B+W ND filters. Don't forget that if you decide to buy one after renting, you can apply up to two days of the rental fees toward your purchase. Call us for more information.

Speaking of filters... with the blue sky and sunny weather on its way, a polarizing filter might be just what you need to make your skies a little more blue, clouds a little more defined or to take that annoying reflection off the water in your scene. We stock a range of polarizers from B+W, Hoya, Tiffen and Lee.

Watch for an in-depth article on polarizing filters in an upcoming newsletter - we're just waiting for the sun to stay out a little more to do some testing.



Made from sturdy plastic, this versatile backdrop can be used as a light table, prop setup, or background. Props on the other side of the backdrop are seen as shapes. Because of its opaque properties, it also works as a highly efficient diffuser when placed over a light source. Easily cut with scissors, Translum is ideal for cutting silhouettes. It comes in three grades for a range of diffusion options.


All below are \$69.00 each.

Size	Thickness	F-Stop / Light Loss	Weight
54"×18'	.0135 Styrene	2 Heavyweight	8 lbs.
60" × 18'	8 mil Polypropylene	1.5 Medium weight	8 lbs.
60" × 18'	.005 Polyester	3/4 Lightweight	8 lbs.

12" x 12" Sheets - Assorted Variety (2 of each) \$28.00

<http://savageuniversal.com/blog/what-is-translumen>

<http://savageuniversal.com/blog/sensual-silhouettes-with-translum-backdrop>



photographer:
Rob Lopshire

ACCESSORIES

MEGHAN S.

NEW!!

Vanguard Quovio 49T Roller Bag

We have ventured into the new line of bags from Vanguard and we currently have in stock their mid-sized rolling bag, the Quovio 49T. It is a really nice looking bag that has an interesting and innovative design for those looking for something a bit different from all the rest.



The 49T has a durable, weather resistant exterior and like most bags comes with an extra rain cover for added security and protection from the elements. It is also extremely light for its size, so you won't have to worry too much about lifting it into the overhead compartment when you travel. Included as well is a

laptop pocket, side hidden tripod attachment and lots of accessible pockets on the inside and outside for extras.

This new bag also has some interesting extra features that have quickly made it my new favorite roller! I love its ergonomic extender handle design that feels really comfortable when you have to pull it along behind you, and extends very easily when you need it to. It is the only camera bag I've seen so far that has a T-shaped handle.

Another feature I really like is its hidden pocket on the side at the back that holds a small case (included) where you can put important travel documents you need to get to easily and quickly, or any extras like cords or card holders that you want to keep stored safely. I appreciate that it makes



use of otherwise useless space where the handle goes into the bag. Lastly, I think the best part about this bag is its top loading access feature. Most rolling bags you have to lie down to gain access to your gear and sometimes that's not the easiest thing to do, or you may not want to lie it down

in the dirt or mud to get to everything. This bag's curved top and unique design allows you to unzip just the top flap and pull out your ready to go body with lens attached. It also has snaps on the front that stop the zipper from accidentally unzipping all the way down so none of your gear can fall out when you open it while upright. The front flap has tethers on either side so you can still open the bag while it is standing to access all your gear or your laptop, but the flap will not fall down into the dirt.



Finally, if sometimes you just need a great suitcase and don't need to take your camera gear with you at all (but what photographer doesn't at least take one camera with them!?) you can take the whole inner padded compartment out and throw in all your clothes and

regular travel accessories. This still leaves the hidden side compartment and the laptop available, making it a great suitcase for business travel too!

So far this is the first of any Vanguard bags we have brought in, but after seeing how great it is I will be looking at the rest of their line to see if they have any others to add to our collection of camera bags! If there is one you see from Vanguard that you'd like us to special order in however, we can certainly do that any time!

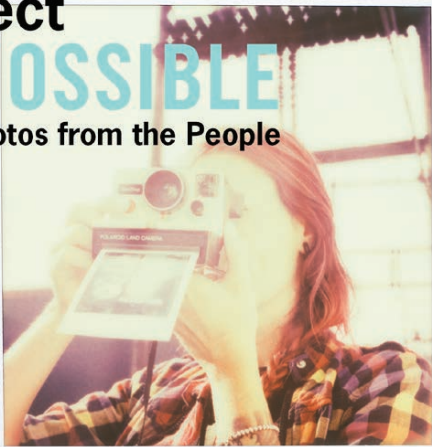
Price \$275.00

FILM / ANALOG NEWS

Nicole L.-D

Project Impossible V2.0 Photos from the People

Project IMPOSSIBLE V2.0 Photos from the People



Call for entries.

Be a part of the exhibition - submit your best Impossible Project Photos to us. film@beauphoto.com for info

It's back, and just in time for the Capture Photography Festival! It's Beau Photo's Impossible Project photo exhibition and contest. This year the exhibition will be held at Science World from April 6th until May 10th, with an opening reception on April 8th from 6-8pm.

To enter you must submit your original photos to Beau Photo in person or by mail before March 27th. The entry fee for up to three photographs is \$15.00 plus tax. One entry per person please. Our only subject restriction is that we ask all photos be family friendly as this exhibition will have an audience of all ages.

There will be four categories:

- 1) Impossible Project photo taken with a camera – either a Polaroid 600, SX70 or Spectra, or large format 8x10
- 2) Impossible Project photo created with a Impossible Project Instant Lab
- 3) Impossible Project photo mixed media – this includes

things like lifts onto paper, lifts onto objects or Impossible Project photos mounted creatively or alternatively finished.

- 4) Judges choice – Our panel of judges will agree on a winner regardless of category entered.

For more details and a submission form please visit our website at: www.beauphoto.com/impossible15

Also watch for upcoming related events on our [Facebook page](#) and at <http://capturephotofest.com/>

New Lomo Cameras and Lenses

Lomo's Instant Lens Combo has arrived! For \$ 59.99 get a Fisheye, Portrait and Close up lens attachments for your Lomo Instant camera.

Spring sun has arrived in the Lower Mainland, and there is no better time than now to go out shooting with your Lomography Diana! If you don't already own one, now is a great time to think about picking one up. I enjoy its lightweight plastic frame, perfect for bringing along on activities such as bike rides, hiking or any other outdoor adventures you might find yourself on. If you do find yourself caught out in some spring rain, I find the Diana is fairly rain resistant. The Diana F+ Flash kit comes in quite a few bright colored fun prints, such as CMYK, Mr Pink, True Blue and Black Jack. It costs \$121.35 CND.



Me and My Diana Camera Carol P.

I shot some film and I liked it!

(disclaimer: I am not a professional photographer. Never have been. Never will be. However, I have worked in the photo industry for most of my life)

Nicole from our esteemed film department has always harassed me to take a film camera when I go on vacation. So the past 2 holidays I did just that. I have a wonderful





plastic Diana camera that takes 120mm film. There are a few reasons that it will now be my travel companion on all vacations.



1. I only take a few rolls with me so I have to think about each photo I take. And I almost always only take one shot, therefore it becomes my own fun personal photo challenge. Plus it makes me slow right down and really take a good look at what I

see in front of me. Often I end up seeing things that many people miss because they are too much in a hurry cranking off a huge number of digital shots and then moving on to the next scenic vista to do the same.

2. The photos are always a surprise. The images that my plastic lensed Diana takes are the opposite of what I download from my digital camera. Sometimes a little soft or not quite cropped right but that's totally okay. I call them "creative" and/or "dreamy".

3. The looks I get from others with their DSLR's or iPads checking out what camera I'm shooting with – priceless!

4. It reminds of my youth. When I first started taking photos I would drop off the film at the lab and wait impatiently for the results. (Turns out after all these years, I'm still as impatient)

5. It also reminds me of the photos that my father took over the years. Now that he's gone, I'm sorting through them and reliving lots of great memories. It's not quite the same with digital capture photos on a computer or iPad.

Thank you Nicole for your constant nagging! At least about shooting film, that is.



Learn to develop your own B&W film!



Get a private tutorial at Beau Photo and develop your own roll of film. Each session is between 90 minutes and two hours, and is only \$45. Call Nicole at 604.734.7771 or film@beauphoto.com for more information.

BEAU
PHOTO
beauphoto.com

See in a new way.



Circular Fisheye Promo
extended to March 13th!
Just \$289.00
Regular price - \$377.95

The Lensbaby Circular Fisheye is an inexpensive way to get into fisheye photography. It is available in Canon, Nikon or Sony mounts, with a Fuji mount due out soon. We also have the Composer Pro and Lensbaby's great optics in stock. Perfect for your summer adventures! info@beauphoto.com



LENSBABY®



Presentation Products

BARB B.

I will be away on vacation for the month. I leave Vancouver on March 2nd, and return on March 30th. I expect to be very brown and very rested.. with a gazillion photos to review, edit and share. I expect my husband will be glued to his video editing program for about 3 months.

While I'm away, please direct your questions to Simon albums@beauphoto.com or Dene dene@beauphoto.com

TAP's annual price increase has been received and applied. It's fairly dramatic when combined with the increased U.S. exchange rate, but we've kept the increase as modest as possible. Updated price lists are now available. Please let me know if you'd like one sent. **AGT** has not raised their prices on the products they manufacture.

Easter is just around the corner, so please take a look at your schedules and assignments. Confirmations/First Communions? Company parties? Easter Bunny Mall shoots? Spring also means sports. Mounts for Baseball, Softball and Lacrosse team photos are usually hot items at this time of year. These are special order items, so please let us know how many you'll need and allow plenty of time for these mounts to arrive. Specialized Memory Mates are usually



cased by 100's and less-than-case quantities are generally not available, so please place your orders based on case quantity.

AGT is always very good about quickly manufacturing to order, and they don't have set case quantities. Please note: their order minimum is normally 50 mounts. You can choose your foil accent colour, too. If you need your order really quickly, they'll gladly ship by expedited courier at your expense.



TAP has their new Boutique line of folders (cased by 100's, 4x6's start at .65 each with suggested retail price of \$1.31) in a variety of Springlike colours: Bubblegum (pink), Robin's Egg (blue), and Amethyst (purple), as well as Blueberry (dark blue),

Tangerine, Turquoise, Chocolate, Kraft, Brick Red, Pewter, and White. They also offer photo cases and 3/4" deep boxes in matching colours, and belly bands, ribbon and tissue in complimentary shades. Prices are available upon request. I have asked the manufacturer for a set of folder samples. Meanwhile, you can view them online at: <http://photo.tap-usa.com/boutiquepackaging.aspx>

These are a special order item, so please allow ample time (4 to 5 weeks) for these items to arrive.



RENAISSANCE ALBUMS

SIMON B.

Hello Toronto photographers!

Beau Photo will be in Toronto showcasing the latest line-up from Renaissance Albums on April 23 & 24th.

Drop In Hours (but please RSVP)

Thursday, April 23 AND Friday, April 24th
1:00-4:00pm 9:00- 12:00pm

Other times during those days or evenings can be arranged by appointment.

Please email simon@beauphoto.com to set up a time.

PPOC Niagara Falls



In addition, we will also be at the PPOC National convention Trade Show in Niagara Falls on April 26th & 27th.

Information on the event can be found here:

<http://conference.ppoc.ca/index.html>

Hope to see you there!

Coming in April...



The **Capture Photography Festival** is a annual celebration of photography and lens-based art. Capture presents close to 100 free exhibitions, events, and public art projects throughout the month of April with the participation of over 50 cultural institutions across Metro Vancouver.

PRESENTATION HOUSE GALLERY

FEBRUARY 21 – APRIL 5, 2015

Curated by Barbara Fischer and John Shoesmith

"We Are Continually Exposed to the Flashbulb of Death": The Photographs of Allen Ginsberg (1953-1996)

This exhibition celebrates the artistic pursuits—both visual and verbal—of Allen Ginsberg (1926-1997), one of the most prolific poets of the twentieth century. During his career as a revolutionary writer, composer, and activist, Ginsberg extensively documented his life in photographs, amassing an archive that now encompasses thousands of images. Last year, the University of Toronto received a donation of 7,600 of Ginsberg's prints, the largest single collection in the world. Presentation House Gallery is thrilled to bring a selection of these images to British Columbia for the first time.



Gregory Corso, Paul Bowles, William Burroughs, Tangier (Michael Portman and Ian Sommerville crouching behind Burroughs), 1961

PRESENTATION HOUSE SATELLITE GALLERY

JANUARY 9 – MARCH 14, 2015

Mainstreeters: Taking Advantage, 1972-1982

An exhibition, website and publication that shines a light on a self-identified collective of socially and artistically motivated men and women who came of age on Vancouver's Main Street once the dividing line between a



predominantly Anglo middle-class west side and a multicultural working-class east side.

Improve Your Photography

auramckay.com/learn-lightroom

Aura McKay, CPP, CPA



Two Lightroom Workshops

Small Class (Max. 12)
Detailed Notes
After-care by Email
Comfy Chairs



March 14th & 15th

Alliance for Arts Centre


100 - 938 Howe St, Vancouver

Use code: **BEAUPHOTO**

**Being a great photographer means different things to different people.
For most, it means mastering both the craft (technical) and the art of photography.**

"A great weekend 10/10 I just wanted to thank you for your knowledge, enthusiasm, sense of fun, and great patience over the weekend. I do not hate LR anymore and that is saying a lot. You are truly a great teacher with a really winning way." - Lance Saunders

Both Days ~~\$450~~ Beau Photo Special **\$375**



Maximize Your Creativity

Saturday, March 14th
9:30am - 4:30pm

Master the post processing & retouching power of Lightroom with specific professional tips and shortcuts to make your images look amazing!

~~\$250~~

Beau Photo
Special **\$200**

More Time With Your Camera

Sunday, March 15th
9:30am - 4:30pm

Learn a simple, 7 step system for using the organizational power of Lightroom to reduce time in front of your computer so you have more time to practice your craft.

~~\$250~~

Beau Photo
Special **\$200**



auramckay.com/learn-lightroom
604.418.5227



Save \$50 off individual workshops or \$75 off both days when you use the special code: **BEAUPHOTO**



THE
SCHOOL
SESSIONS

Photographers
worldwide are raising
\$200,000 in one day to
build a school in Haiti.

Join us! Shoot a portrait session + donate
100% of the fee to **The School Sessions.**

Learn More Online TheSchoolSessions.com



@theschoolsessions



/TheSchoolSessions

CRESCENT BEACH PHOTOGRAPHY CLUB

2015 Invitational Black and White Print
Challenge Saturday April 11, 2015



Pont D'Avignon. Photo: Derek Hayes

The Crescent Beach Photography Club is pleased to present a juried exhibition of Black & White Photography selected from a dozen participating lower mainland photography clubs.

Public welcome. Admission \$5.00. Door prizes and refreshments.

ST. MARK'S CHURCH HALL
12953 20th Avenue, Surrey, BC
Doors open at 6:30 p.m. Judging at 7:00 p.m.

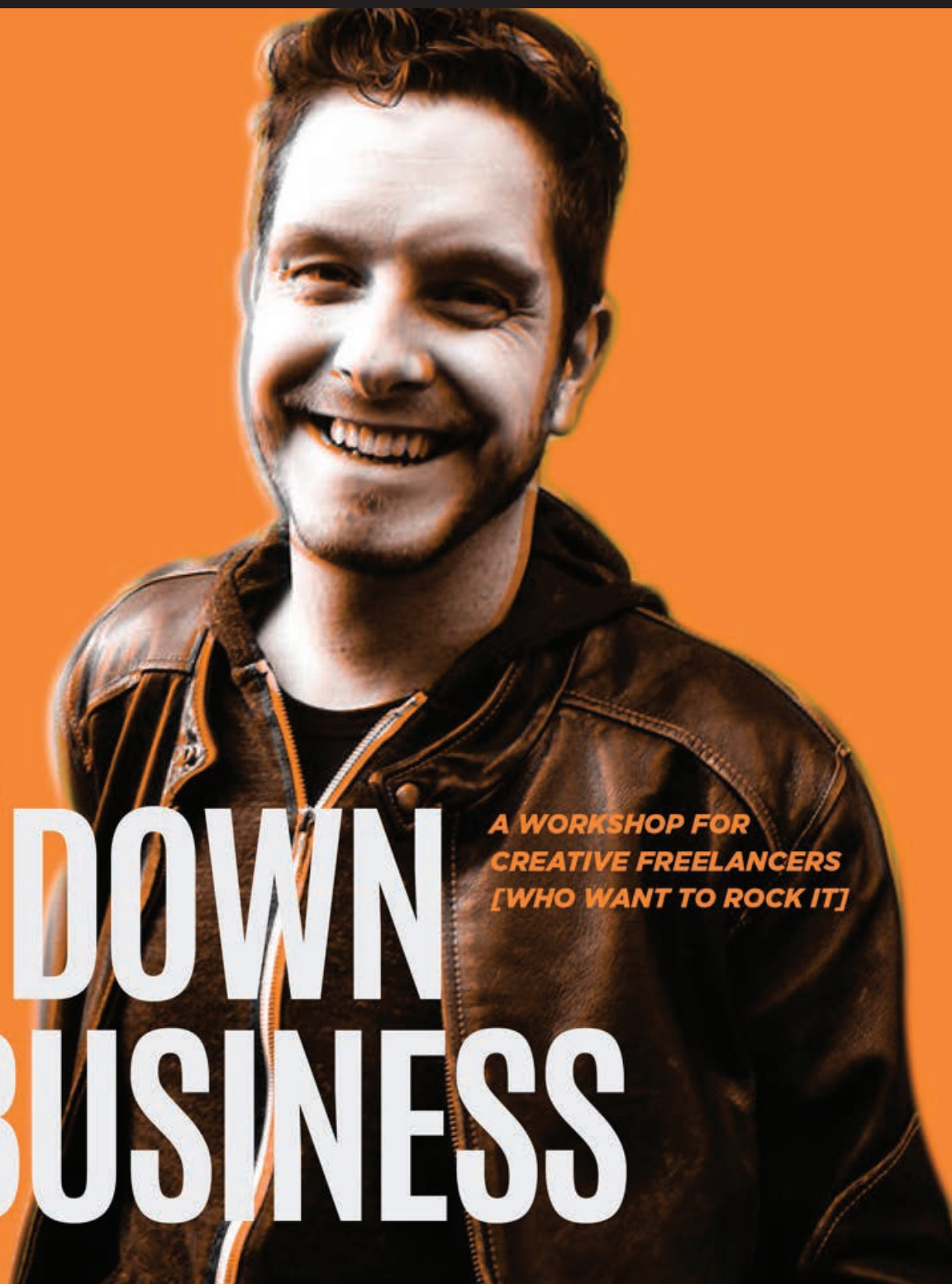
**BUSINESS
ACTION
PLANNER**



CORWIN HIEBERT

GET DOWN TO BUSINESS

**A WORKSHOP FOR
CREATIVE FREELANCERS
[WHO WANT TO ROCK IT]**





RENEE ROBYN PHOTOGRAPHY

Lighting for Retouching Master Photography Workshop with Renee Robyn

Saturday, 25 April 2015, 10:00 AM - Sunday, 26 April 2015, 5:00 PM

Vancouver Photo Workshops

14 West 7th Ave, Vancouver, BC