

Where's Mike Now?!



Fujifilm X-E2 with the new Fujifilm XF 16mm f/1.4 R WR lens

Find out where Mike has been, see some images from his latest road trip and hear a little about his thoughts on the new Fujifilm 16mm f1.4 lens on page 7.

Beau Newsletter - June 2015

New slider from Cinevate • Carry-on bag restrictions and camera bags • Canon Rebel T6S with 18-135 lens in rentals, Profoto B2 coming soon • Rebates on Fuji, Canon and Nikon lenses and bodies! • Learn to clean your sensor • Developing C-41 film in B&W chemicals • Now stocking Museum Gel • New and inexpensive - Agfa Vista colour film • Beau will be on the Island in July...

BEAU
PHOTO

PRO SALES

KEN S.

New From Cinevate...

Is time lapse in your future ?

To be perfectly honest I have not done a lot of time lapse photography. So why would a person who has not done any serious time lapse photography write an article about time lapse? Because there are a couple of new and nearly new products that I want to tell you about. Then after reading this you might, like me, want to go out and try some time lapse photos yourself.

First, Cinevate has announced the release of the new Modo Motion time lapse system which comes in 2 sizes. What makes Modo so cool besides the low selling price is the fact that it does not require any batteries, any wires or any electronics outside of your camera gear. Using a clockwork mechanism and spring tension, this simple time lapse device should prove to be the value priced product that puts Cinevate back on everyone's wish list.


To see how the Duzi v3 +Modo works and a simple demo go to: <https://vimeo.com/channels/cinevate>



Cinevate Duzi V3 + Modo 24 inch - \$593.95

Cinevate Duzi V3 + Modo 32 inch - \$643.95

Don't despair if you have a DuziV2 as now you can get the upgrade from a DuziV2 to V3 + Modo for **\$359.95**



Not convinced you want to do time lapse?


Pick up a DuziV2 while they are on sale:

Cinevate Duzi V2 Reg \$425.95 Sale \$375.95



Here is an option for your GoPro camera from GOPOLE - **Scenelapse 360 Deg. time lapse device.**

Scenelapse is a rotating time lapse device that spins up to 360° in 60 minutes and can be used to capture panorama photos & video. **\$40.95**



ACCESSORIES

MEGHAN S.

Carry On Baggage

Taking all your gear with you when you fly is always a challenge and it seems Air Canada is out to make that just a little bit more difficult once again. There has always had a size and weight allowance for carry-on baggage, but it was rarely enforced, when it came to weight especially. Since both Air Canada and Westjet have started charging for ALL checked bags, more and more people have started pushing the limits of what they can take in their carry-on. Because of this, Air Canada has announced that it will be 'cracking down' on those pushing this weight limit. Unlike Air Canada, Westjet has never really had a weight limit for carry-on luggage. (Though I'd be surprised if that didn't change soon.) It just states that you should be able to lift it yourself into the overhead compartment. Which may be another good reason to fly Westjet...however it's not always possible to get where you need to go dealing only with Westjet.

Getting all your photography equipment to meet Air Canada's carry-on weight limit of 10kg (22lbs) is definitely not easy. To help narrow down some good bag options for your carry-on gear that are within the right dimensions and on the lighter side, here is a list of some of the bags we carry that will work!

Air Canada Baggage Regulations:

Carry-on dimensions: 23x40x55cm (9x15.5x21.5in)

Weight: 10kg (22lbs)

In addition to one carry-on item, they also allow one "personal item", which has the same weight allowance but slightly different dimensions.



Airport Airstream
from ThinkTank

Personal Item: 16x33x43cm (6x13x17in)

Weight: 10kg (22lbs)

Westjet Baggage Regulations:

Carry-on dimensions: 53x23x38cm (21x9x15in)

Personal Item dimensions: 41x15x33cm (16x6x13in)

Again, Westjet does not state an actual weight for their carry-on, just that you can lift it into the overhead compartment yourself. (If you are physically able.)

With this in mind, we thought we'd have a look at some carry-on bags to see how they fit into these regulations. Here are some bags that could work for you....

Rolling Bags:

ThinkTank

- Airport Roller Derby: Nice rolling bag with 4 wheels. A bit heavier at 5kg. Size: 35.6 × 55.9 × 22.9 cm \$577.22

- Airport International: Standard rolling bag with lots of room. The heaviest of the carry-on at 5.2kg. Size: 35.6 × 53.3 × 20.3 cm \$530.67

- Airport Airstream: Smaller rolling bag. Well within size limits, slightly lighter at 4.5kg. Size: 36 × 20.5 × 44.5 cm \$466.83



- Airport Navigator: Smallest of the rolling bag, with a top opening. Definitely fits size limits, the lightest of Think Tank's rolling bags at 4.2kg. Size: 40.6 × 39.4 × 25.4cm \$404.32

The Airport Navigator
LowePro

- ProRoller x100 AW: TWO Bags in ONE. Just in case you get stuck and want to check some of your extras and

carry-on your gear, you can split this bag into two bags. One stays as a roller the other (with the padded sections) becomes a backpack. Singularly, it weighs 4.6kg; reasonably light for a roller and if you take out the backpack and just use it, it's even lighter. Size: 35.5 x 22.9 x 49 cm \$388.95



- ProRoller x200 AW: Like the x100, it is also TWO bags in ONE! Has all the same qualities of the x100, but a bit bigger. It pushes the limits of the dimensions, being 3/4 inch longer in one direction than recommended. It's also a bit of a weightier one at 5.8kg. Size: 35.56 x 22.86 x 55.88 cm \$437.95



Vanguard

- Quovio 49T: Great roller bag, which just fits under the size limit but is quite a lot lighter than any of the other rolling bags at 3.3kg. It's slightly different construction

and handle I think contributes to its lightweight.

Size: 37x23x51 cm \$275.00

Manfrotto

Pro Roller 50: Compact roller bag with great padding system for protection. Weighs in at 4.4kgs.

Size: 47 x 37.5 x 23 cm

\$358.95



Backpacks:

ThinkTank

- Airport Essentials: Smallest of the ThinkTank backpacks, but still fits a lot of gear. Very light at 1.6kg. Size: 29.2 x 45.7 x 17.8cm \$238.07
- Airport Commuter: Larger, squarer shape to accommodate a lot of gear. Weight 1.9kg, Size: 31.6 x 45.7 x 21.6cm \$292.60
- Airport TakeOff: Combination roller & backpack, making it extra convenient! Bit larger for the backpack side, but small for a roller. Weighs in at 4.7kg, Size: 35.5 x 53 x 22cm \$490.77

GuraGear

- Kiboko 22L: Great backpack with many storage options! Fits the carry-on dimensions and is lightweight at 2.3kg. Size: 35.6 x 45.7 x 22.9 cm \$299.99



BataFlae

- BataFlae 18L: Small, compact and well-designed backpack. Will fit carry-on dimensions easily. Very lightweight at only 1.9kgs. Size: 30 x 43 x 23 cm \$299.99

Manfrotto

- Advanced Travel Backpack: Good sized backpack with efficient use of its space, includes pop out tripod section. Lightweight at 1.4kgs. Size: 23 x 30 x 48cm \$164.95



If you aren't sure that your gear will fit in a bag, or want to check the weight, feel free to bring it in and try it in one of the bags. We have a scale here as well so you can check the weight.

Contact Meghan at shipping@beauphoto.com or give her a call if you want to know more.

RENTAL NEWS

JASON K.

New in Rentals

With all of the big, new additions we made to our Rental Department last month, we only have a couple of new additions this month.

Canon T6S w/18-135mm IS STM

The main addition this month is the **Canon Rebel T6S camera with the 18-135mm f3.6~5.6 IS STM kit lens**. This new Rebel from Canon features a new 24.2MP sensor, up from the 18MP of the previous few Rebel models. The AF systems have also been improved, with the on-sensor AF permitting Servo AF in live view, and the phase detection AF system when the mirror is down has been improved with 19 AF points instead of 9. The Rebel also has the 3x~10X digital zoom feature which can come in handy when recording video of wildlife.



The Rebel T6S also has WiFi and "active" NFC. If you're using an NFC equipped phone (iPhones need not apply) all you need to do is to tap your phone against the camera to pair. Something that must be done by digging through menus if you are using an iPhone, but it is a seamless process. You can then download images or remotely control the camera. **\$100/day**

Profoto B2

We should be getting in a **Profoto B2 two head kit** very soon. This is Profoto's latest battery powered flash system with a 250Ws power pack and two heads. The B2 power pack has two asymmetrical channels with up to 9 stops of range, with 1/1000 sec ~ 1/15,000 sec flash duration.

\$TBD



Extra Day!

Canada Day this year is on a Wednesday and we will be closed that day, so any rentals taken out on Tuesday get a whole extra day for free! Happy Canada Day

Don't forget about our try before you buy program! Try something out that is available in our rental department before you decide to buy. If you love it and want to buy one, you can receive up to two days of the rental cost as a credit toward the purchase. Ask us for the details and if any of the restrictions apply.



Great deals on selected L lenses.
**Save even more when a lens is
purchased with a body!**



CANON.CA/BESTINGLASS

All prices valid May 1 - July 2, 2015.

*By unit and dollar shares, as sourced through the NPD Group's Retail Tracking Service from October 2008 to December 2014 for the Digital SLR Camera category in the Canadian market.

Canon
Because It Counts

Mike's road trip to Southern California

Cover Image: Northern California Redwoods and little Mike.

In the field: Fujifilm XF 16mm f/1.4 R WR

I just barely received my 16mm f/1.4 in time for my two week trip to southern California, but man, am I ever glad I did! The lens performed incredibly well and I ended up using it a lot, in fact, very nearly half of the roughly 3,000 photos I took in the two weeks were from the 16mm. I had reviewed a production copy of the lens here...

<http://mikemander.blogspot.ca/2015/05/tested-fujifilm-xf-16mm-f14r-wr.html>

... and mine performed equally well. One thing that totally blew me away was how incredibly flare-resistant the lens was, due no doubt to Fujifilm's excellent Nano-GI lens coatings. I have previously owned both a Canon EF 24mm f/1.4L II and a Nikon AF-S 24mm f/1.4G and both of those lenses were said to have "nano" coatings, with Canon calling them SWC (Sub-Wave-length Coating) and Nikon calling them Nano-Crystal Coating. Despite that, both the Canon and Nikon lenses still had a fair bit of lens flare and I just took it as a necessary evil, based on their fast f/1.4 designs. However Fujifilm's Nano-GI coatings seem in a whole different league. See this shot here for example, straight into the southern California sun...



Mojave Desert National Preserve *Fujifilm X-E2 with the new Fujifilm XF 16mm f/1.4 R WR lens*

There is very little loss of contrast in the mountains below the sun and there are essentially no large internal reflection “blobs” to ruin the shot, diagonally opposite the sun, just two little tiny flare spots, essentially impossible to see in the above shot. Note that I actually have a Fujifilm PRF clear protective filter mounted too and Fujifilm’s excellent coatings (not Nano-GI though) also held up very well. Here are two more shots into the sun, both showing excellent contrast and no flare spots...



Mono Lake tufa towers
*Fujifilm X-E2 with the new
Fujifilm XF 16mm f/1.4 R WR lens*



**Mesquite Dunes near Stovepipe
Wells, Death Valley CA**
*Fujifilm X-E2 with the new Fujifilm
XF 16mm f/1.4 R WR lens*



My guess that the 16mm lens would be good for astro-photos also proved correct; Here is a shot at f/2.8, on a star-tracking camera mount. This was a 5-minute exposure and even into the very corners, the stars are tack sharp. I could probably even get away with f/2 for shots like this...

Mojave Desert National Preserve Fujifilm X-E2 with the new Fujifilm XF 16mm f/1.4 R WR lens

The lens really is superb, most definitely a "must have" for anyone wanting a wide angle lens for their Fujifilm kit! Watch for image galleries from my trip appearing on my personal blog (<http://mikemander.com>) in the next week or two, and you'll have a chance to see a lot more from this excellent new lens...

Here are a few more images from my trip...



**Mono Lake tufa towers
Fujifilm X-E2 with the
XF18-55mmF2.8-4 R LM OIS lens**

Copyright © Mike Mander, 2015
www.mikemander.com



Rattlesnake - Along the Titus Canyon Road
Fujifilm X-E2 with the
XF18-55mmF2.8-4 R LM OIS lens

Joshua Tree National Park
Fujifilm X-E2 with the
XF10-24mmF4 R OIS lens



Bodie - Ghost Town
in California
Fujifilm X-E2 with
the XF10-24mmF4 R
OIS lens

FUJIFILM



Fujifilm XF 16mm f/1.4 R WR Lens



Fujifilm XF 16mm f/1.4 R WR Lens - X-E2 body

Fujifilm has introduced a new, fast wide-angle 16mm prime lens, equivalent to a 24mm in full-frame terms.

Nano-GI anti-reflection lens coatings - extremely resistant to lens flare.

WR - dust and water resistant construction.

NOW IN STOCK!

Rebates are on now on selected Fujifilm digital cameras and lenses, and on the Instax Mini 90 instant camera.



Instant gratification with Fujifilm Instax

Get instant prints from the Fujifilm Instax Mini 90 or from your phone with the Instax Share wireless printer!



Rebates and Special Pricing

Fujifilm Trade-In Offer for X-T1!

Until the end of June, you can trade-in any old working or non-working DSLR and receive an extra \$100 towards the purchase of an X-T1 body or kit,



including the X-T1 Graphite-Silver. This is over and above the already aggressive rebates that Fujifilm has on for the X-T1 in June, where you can save anywhere from \$200 to \$550, depending on the kit or bundle combination.

Lots of Fujifilm Rebates for June!

Here are a few of the deals on the X-T1

X-T1 black kit w/18-135mm zoom - \$1,849
after \$350 instant rebate

X-T1 black body + 18-135mm soft bundle - \$1,949
after \$550 instant rebate

XF 18-135mm f/3.5-5.6R OIS WR - \$699
after \$300 instant rebate

As mentioned above, the X-T1 has rebates and the trade-in offer, but **new are some X100T bundles**. Buy any black or silver X100T and bundle in a wide (WCL - for a 28mm FOV) or telephoto (TCL - for a 50mm FOV) conversion lens, and get \$150 off, making the conversion lens 1/2 price.

Lens rebates are back too, lots of them. Check out our blog for a full rebate list (<http://beauphoto.blogspot.ca/search/label/rebate>), but here are a few of the interesting ones...

Fujinon XF 23mm f/1.4 - \$200 off

Fujinon XF 35mm f/1.4 - \$200 off

Fujinon XF 56mm f/1.2 - \$150 off

Fujinon XF 60mm f/2.4 Macro - \$200 off

Fujinon XF 10-24mm f/4 OIS - \$200 off

Fujinon XF 16-55mm f/2.8 - \$150 off

Fujinon XF 18-135mm OIS - \$300 off

Fujinon XF 50-230mm OIS - \$150 off

Fujinon XF 50-140mm f/2.8 OIS - \$150 off

Nikon

From Nikon, there are rebates on the D810, D750 and the D7200 as well as selected lenses. Here are just a few:

Nikon D810 body or kit - \$100 rebate

Nikon D750 body or kit - \$100 rebate

Nikon D7200 body - \$80 rebate

Nikon D7200 kit w/AF-S 18-140VR - \$120 rebate

The Canon Best in Glass promotion.

Canon's "Best in Glass" promotion has been extended until July 2nd! They have some great rebates on high end 'L' lenses, with lesser amounts for standalone purchases or larger rebates with the purchase of a Canon body on the same invoice. You can add multiple lenses on a single invoice too and get the higher amount on each lens!

For more information on rebates and to find out if that lens or body you've been thinking about is included, call or [e-mail Mike](#).

Canon Printers

Don't forget about the **deals on Canon printers** that run until July 2nd. These are not mail-in rebates, making for easy savings. Here are the details on those:

Product(s) Purchased	Item Code	Rebate Program Amount	Effective Period
Pixma Pro-1	4786B003	\$250	May 1st to July 2nd, 2015
Pixma Pro-1 w/ DSC from any manufacturer ¹	4786B003	\$300	May 1st to July 2nd, 2015
Pixma Pro-1 w/ DSLR from any manufacturer ¹	4786B003	\$350	May 1st to July 2nd, 2015
Pixma Pro-10	6227B003	\$250	May 1st to July 2nd, 2015
Pixma Pro-10 w/ DSC from any manufacturer ¹	6227B003	\$300	May 1st to July 2nd, 2015
Pixma Pro-10 w/ DSLR from any manufacturer ¹	6227B003	\$350	May 1st to July 2nd, 2015
Pixma Pro-100	6228B003	\$150	May 1st to July 2nd, 2015
Pixma Pro-100 w/ DSC from any manufacturer ¹	6228B003	\$200	May 1st to July 2nd, 2015
Pixma Pro-100 w/ DSLR from any manufacturer ¹	6228B003	\$250	May 1st to July 2nd, 2015

¹ In order to be eligible for a Printer with Camera rebate, the Camera must appear on the same invoice as the printer.



Do your blue skies look like this?



This is a section of the image to the right

If so, you probably have dirt on your sensor.

We can help you get your sensor clean, and teach you how you can do it yourself. It's a good skill to have. If you are in the field and suddenly find a big spot in the sky, or on someone's face, you can fix the problem, usually in less than 10 minutes, and be on your way. As well, now that Nikon has closed the service department in Richmond, your Nikon body will now have to go all the way to Toronto to be cleaned. Canon and Fuji bodies also get to travel across the country to Toronto for cleaning.

For \$39.95, we are offering to clean your sensor and show you the proper techniques so you can clean it yourself if you wish to. This would include any needed cleaning fluid and two appropriately sized swabs, which is generally enough to clean most sensors. Additional swabs needed for cleaning would be billed out at their cost, which is under \$4.00 each.

If you would like to buy additional swabs to take home (\$3.50 - \$3.85/ea), Eclipse cleaning fluid (\$13.95 for a bottle) and a Rocket Air blower (\$16.50) at the same time you pay for the cleaning, we will give you a 10% discount for that initial purchase. In the future, we give a 10% discount on additional swabs if you buy a box of 12 at a time.

You might think your sensor is sparkling clean since you

never see spots on your images, or that one of your lenses is really the culprit because you only see spots when you use that lens, but you might actually have a dirty sensor. The visibility of the dirt spots in the image has to do with the aperture you are shooting at. When your lens is stopped right down, you are more likely to see the spots. You can do a test shot to see how much dirt there is by taking a picture of a blank, light coloured wall or a blue sky. Set the lens on the smallest possible aperture and use a slow shutter speed to eliminate any birds or spots on the walls. You want a blurry image, the dirt isn't going to move! Make sure the exposure is good and the highlights aren't clipped. Now zoom in on your LCD screen and scroll around to see if you can identify any spots. Spots here mean dirt on your sensor, and a clear screen means it's clean!

Contact [Mike](#) or [Jason](#) to get more information or to book an appointment to have your sensor cleaned. Please note that it is very important that your camera is in good working order and you have a freshly charged battery when you come in.



AF-S NIKKOR 300mm f/4E PF ED VR

IN STOCK NOW!

Featuring the Phase Fresnel (PF) element which nearly eliminates chromatic aberration on its own, together with the Extra-low Dispersion (ED) glass element and Nano Crystal Coat (N), this lens delivers strikingly clear, accurate images.



New levels of sharpness and clarity with 4.5 stops of Vibration Reduction (VR).

Nikon's Silent Wave Motor (SWM) provides ultra-quiet, ultra-fast autofocus.

Rent one and test it for yourself. You'll see how lightweight and sharp it really is.



BEAU Beau Photo Supplies
1520 West 6th Ave.
Vancouver, BC
PHOTO 604.734.7771

 beauphoto.blogspot.ca

www.beauphoto.com



@beauphotostore



Beau Photo

FILM / ANALOG NEWS

Nicole L.-D

Secure breakable items in your product shots with Museum Gel.

New to Beau Photo! Museum Gel is a non-toxic, clear, removable adhesive use to secure objects to surfaces to avoid them getting knocked and broken. Perfect for use in commercial photography studios for securing delicate subjects including glass, ceramics, crystal, porcelain, or figurines before photographing them. Its original use is for securing objects in museums in case of earthquakes. Or cats. Thinking back, a great many of my things might still be intact if I'd only had this in my home for the last 15 years. **Just \$19.75**



Cinestill Film Tests

Recently we saw this tip on Cinestill's Instagram about a different way to process their 50 ISO daylight balanced motion picture film...



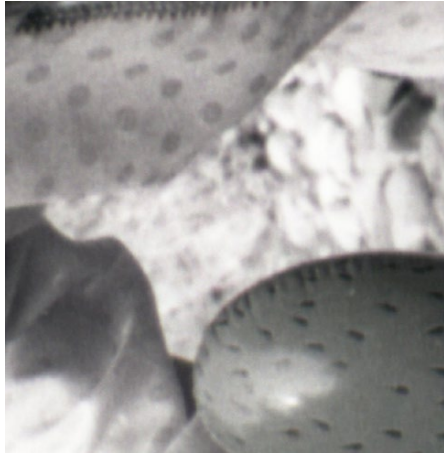
"#cinestilltip Process as BLACK & WHITE! One truly unique virtue of #cinestill films is how surprisingly well they all do when processed in black and white chemistry. All color films have silver in their emulsion but when you process in C-41 chemistry all of the silver is washed out leaving only the coupled color dyes behind, producing a color negative. When you process them in black and white chemistry the opposite occurs, the color dyes are washed out, leaving you with a silver (black and white) negative. Most color films have low silver content though, so the image is usually not usable. CineStill Films have an extraordinarily high level of silver content so this is not a problem. Next time you are shooting CineStill and decide what you are shooting would really all look better in black and white, give it a try!."

So we decided to give it a go. We took the film to Rocket Repro for a develop only. They use Ilfotec RT for all their B&W processing.

When I got my negatives back I found they had great tonality and detail. In fact at a glance, you probably wouldn't realize that it wasn't true B&W film. With other rolls of C-41 film I've developed in B&W chemistry, the negatives didn't look like regular B&W negatives. They are unusual looking in that they are really muddy and dark and they look as though you'd not get an image from them. However when you scan them you can use auto correct in combination with levels and get an image with detail that has defined large grain. I was happily surprised at the results of the experiment with the Cinestill film as it was much clearer. However when looking close up at the negatives the grain is unlike that of regular B&W film, it appears less defined, perhaps because of the lower silver content of the film or maybe there is residual dye left in the colour negative after B&W processing.



Cinestill film
processed as
B&W



Cinestill film processed as B&W - detail of image

(This is a detail of a different image in the same roll)



Konica film processed as B&W - detail of image



Konica film processed in Blazinal as B&W

Impossible Gen 2.0 Black Frame - In Stock B+W Filters on Sale

All red B&W filters are now 25% off. Perfect for use with B&W film if you prefer contrasty photos. Red filters can also be used with some Infrared Films and Ilford's SFX film.



Toning B&W Prints / Lith Film

New to the Film Department will be a large **Berg B&W print toning kit**, which includes, Red No. 1 (2 bottles), Blue No. 1 (2 bottles), Yellow (2 bottles), Red No. 2, Blue No. 2, Green, and Violet. It sells for \$65.75. Right now only the Blue and Copper/Brown Berg Toners are available separately for \$21.91.

We will also start carrying the **Arista Ortho Litho 2.0** 3.9x4.9 (50 sheet) for \$20.08. This size is made to fit in 4x5 film holders. The film is not red sensitive, giving you a different kind of effect than panchromatic film, and is conveniently red light safe.



It's finally summer! Perfect weather for using **Fuji's FPI00c** paired with a **Polaroid Land camera**. We now have a bigger selection of these cameras in our consignment show case.

The Polaroid Land cameras currently in consignment stock are: Land 230, Land 315, Land Count Down 90, Land 330, Land 320, Land 340, Land 420, Land 450 and Land M60. The prices range from \$50 to \$90.

Scan your negatives and prints, or convert those old VHS movies to a digital format!

The **Vancouver Public Library** now has a place you can do this on your own. The **Inspiration Lab** is a free place dedicated to digital creativity, collaboration and storytelling. It features high-performance computers, analog-to-digital conversion, sound studios, video editing and self-publishing software.

Here is what's available:


- Two VHS to digital conversion stations
- Two flatbed photo/negative/slide scanning stations
- One Hi8 and 8mm video to digital conversion station
- One audio cassette to digital conversion station

There are guides on their website to help you get the best quality you can. This equipment is available to use in the Central library branch downtown and can be booked up to two weeks in advance for 3 hour time slots. Visit this link for more information -

<http://guides.vpl.ca/content.php?pid=649400&sid=5510739>

AGFA VISTA COLOUR FILM - Meghan S.

Recently we got in some new **C-41, 35mm colour negative film, the AGFA Vista 400**. I tested a roll of this film a few weeks ago while my parents were visiting Vancouver and we got to do a few 'touristy' things around town. It really allowed me to test the film out in more natural settings, and I was impressed with the tonality of the scanned negatives.



I found no obvious colour cast in either direction of warm or cool. I found the colour to be very natural as well, not overly saturated. The Vista really managed to capture great detail in the tree top adventure at the Capilano Suspension Bridge in both the dark filtered shadows as well as the bright sunlight. It has great dynamic range. We also took in the Cleveland

Dam, and the beach at low tide in White Rock; where I felt this film really held up showing the many layers of the mountains on the North Shore or the sandy White Rock

Learn to develop your own B&W film!



Get a private tutorial at Beau Photo and develop your own roll of film. Each session is between 90 minutes and two hours, and is only \$45. Call Nicole at 604.734.7771 or film@beauphoto.com for more information.



BEAU
PHOTO
beauphoto.com


beaches while still managing a good amount of detail and colour in the sky. Considering how bright and sunny it was those days, I was happy about the way the shots turned out!

Overall, I was very happy with the sharpness of this film as well. I don't mind a bit of grain showing, as it is part of why I love the look of film, but the Vista definitely lends itself to being a finer grain film, even at ISO 400.


All these photos are shot on my Pentax K100 with either a 28mm or 50mm lens, no filters, at 400ISO.

As a new, very affordable, colour film option, I will definitely be shooting more of the AGFA Vista!

35mm - 36 exposures : \$4.59



All images by Meghan S. on AGFA Vista film



RENAISSANCE ALBUMS

SIMON B.



As the wedding season gets into full swing it's a good time to check out all the great new features

Renaissance Albums is offering. Stop by and see new samples and products in our showroom upstairs at Beau.



We have new samples from Infused Studio that showcase the new matte coating. You can also see the full high-line cover, flat spine Essex book and the new Bowery Book album.

See us on the Island!

We'll be attending **Image Explorations on Vancouver Island July 26th - 30th** with many of these new album products. If you're planning a drive near Shawnigan Lake during that time, we would love to see you. We'll also have a **Beau mini-store** there as well with all sorts of gear and accessories so it is worth checking out. Request your guest pass by email - albums@beauphoto.com



PRESENTATION PRODUCTS

BARB B.

Ah, June. The month of starry-eyed Bridal couples and Grads embarking on their new lives. If you need supplies for any of these events, please send me your order soon.

We've had a higher than usual number of orders recently (and actually run out of some of the normally ordered items), but I've reordered and the supplies will arrive shortly. If you need to make a large volume purchase, please let me know as soon as possible.

We've experienced longer (six to ten week) waits for TAP products this spring. Apparently, one of their local competitors closed so they were inundated, but they report they're making good progress on their backlogs. If you're in dire circumstances, please let me know. If we don't have your heart's desire, I'll see if we have an appropriate substitute for you.

As usual, AGT Photomount will be closing for the last 2 weeks of July. If you use their mounts, please alert me as to what you'll need between mid-July and mid-August so I can order what's needed for you.

If you have questions about these manufacturers and what they produce, please contact me. If you need samples, I'm happy to provide, or request from the factory.



Image Explorations is a fun week of photography workshops, sharing with fellow photographers and expanding your horizons. Visit their website for information and find out how you can attend a great week of learning and inspiration.

Sale on Folders!

We have a lot of end of the line folders on sale! We will no longer be stocking these folders so get what we have left for a great price now while supplies last. Most will still be available by special order if you are using them for your clients. Any special orders will come in at the regular price - this sale pricing only applies to in stock items.

We have some handy cd holders in various colors as well as many different sizes of classic easels in brown and gold. Great if you are looking to mount or give away some vintage style photos at an event!

LOW, LOW PRICES!!


Here's some pricing to give you an idea...



L-R: Tara (Thank You 2x3): \$0.05ea,
Stork (baby announcement 2x3): \$0.05ea,
Vision (blank white Thank You 2x3): 2x3: \$0.05ea,
4x5 (not shown): \$0.10ea, Cd folders (holds 2): \$0.15ea.

Heritage folders:

Back row L-R: Oval 3x5: 0.15, 8-up 4x5 (also comes in all rectangle): \$0.25ea
Front Row L-R: 5x3: \$0.10ea, 4x5 Oval (also in rect): \$0.10ea, Passport 2x3: \$0.05ea



12-up 4x5 rect-oval (also in all rect): \$0.25ea



Image Explorations

July 26-30, 2015

IE IS HELD ON BEAUTIFUL VANCOUVER ISLAND, BC ON THE CAMPUS OF A PRIVATE SCHOOL SURROUNDED BY TALL TREES AND LAKES, IE OFFERS A UNIQUE ENVIRONMENT WHERE EVERYONE WORKS AND SHARES TOGETHER...
NO DISTRACTIONS, NO AGENDAS AND NO EGOS.

PHOTOSHOP, FINE ART, BUSINESS, MARKETING, PORTRAITURE ... YOU NAME IT AND THIS INSTRUCTOR TEAM CAN **DELIVER** LEADING EDGE SKILLS.

WILLIAM BRANSON 111
ANDREW SIMPSON
THOM ROUSE
LAURIE KLEIN
CRAIG MINIALLY
DAVE CROSS
DENNIS AND CHERI HAMMON



**EXPLORE YOUR
VISUAL VOICE**

IMAGINE A PLACE WHERE YOU SIMPLY RECHARGE AND ENJOY
YOUR PHOTOGRAPHIC JOURNEY



WWW.IMAGEEXPLORATIONS.COM
INFO@IMAGEEXPLORATIONS.COM
604-505-6150

