



Read about Jason's road trip to the Palouse.

Image © Jason Kazuta

Beau Newsletter - July 2014

Fusion 2014 announcement • New Gitzo tripods • Beau Photo at Image Explorations • FujiFilm Instax Share printer • Just announced - Nikon D810 body • Xrite, Canon and Fuji rebates • Nikon D800E and D4 clearance price • Rental Phase One IQ140 w/ 645DF body and 80mm LS Lens for sale • Instant 20 % discount on any instant camera rentals for the month of July!

BEAU
PHOTO

PRO SALES


KEN S.

FUSION 2014

Looking to the Future While Preserving the Past

Sunday September 28th, 2014

Roundhouse Community Center



We are happy to announce that the date is set, the website is up, and tickets are selling. This year, Fusion 2014 is being presented as part of **PHOTOgraphie**, PPOC BC's professional photography festival. The festival's purpose is to inspire and share the value of photography through education, gallery exhibitions and salon competition. We are also partnering with Vancouver Photo Workshops who have a great pool of local instructors along with a long list of international photographers that they bring in for Master Classes. With these new partnerships we are able to expand the scope of Fusion 2014 to not only focus on the latest in DSLR video but also to include still photography.

Fusion 2014 will be held at the Roundhouse Community Center in Vancouver on Sunday, September 28th. This location offers the opportunity to present 4 workshops simultaneously. There will be speakers from the industry presenting for 90 minutes each on a wide variety of photo related topics.

As in previous years, there will be an amazing trade show where you can see and purchase the coolest new gear for stills and video. Exhibitors from Canada and the USA will be there to show you the best that they have to offer. In the past Canon, Nikon, Fuji, Hasselblad, Panasonic, Steadicam / Tiffen, Sennheiser, Profoto and many more were there to showcase their products. This year we expect even more. The trade show will run in the great hall from 8:30am to 4:00pm, and attendees will be able to buy trade show only tickets or individual speaker tickets that include a free trade show pass.

I can guarantee that this will be our biggest FUSION event ever and we have the speaker lineup to prove it, including some seasoned veterans and some rising new stars.

Topics range from sports and mountain bike photography and videography, to 8x10 photography with Impossible Project film, fine art photography and information about photographic archives. We are even going to break free and go outside in small groups to do mini workshops photographing scenes downtown.

For more information about the workshops, see the schedule and to register visit the Fusion 2014 website - <http://www.photographiefestival.com>

The speaker lineup is as follows:

JOHN LEHMANN – Photojournalism in the Modern Age. John Lehmann will introduce you to the modern photojournalist's workflow and how to always stay a step ahead of the curve. Thinking outside the frame is required.

CHRISTOPHER MORRIS – Sports & Motion: Capturing Peak Action. Photographing sports is about capturing action at just the right moment. This skill also applies to many other types of photography, making this an important discussion for all photographers. This workshop will introduce the techniques and equipment required to capture images of a variety of different sports as well as other subjects in motion.

WILLIAM JANS – No Photo! Shooting well in foreign locations and keeping your gear safe. William Jans will show how he manages to photograph people agreeably when many others will get turned down. He will explain how he works with his gear to optimize his ability to get photos quickly and safely.

DAVID ELLINGSEN – Art and Commerce...A Fine Balance. During this presentation David will discuss his career to date and his dual combination of both commercial and fine art work.

AURA MCKAY – Creative Photo Walk. This is a hands on workshop so bring your camera and walking shoes. Aura will share general travel trips such as walk around camera settings and shooting out of moving vehicles as well as some specific techniques to help you get more creative results.

ANNA BEAUDRY – Architectural Walkabout. Join Anna on a cool walking adventure to explore some interesting structures nearby. You will discover unique ways of seeing and photographing buildings, architectural details and the light that dances around them.

VANCOUVER ARCHIVES – The Ins and Outs of Donating to an Archives. Wondering what you can do with your photographic collection? Join professionals from the City of Vancouver Archives to discuss how they decide what to acquire, what's involved in negotiating a donation agreement and what archives do with the materials they have.

MARC KOEGEL – Long Exposure Workshop. In this workshop, Marc will teach you how to make stunning black and white landscape images using long exposure. Long exposures can range from a few seconds to more than 15 minutes, creating stunning images.

POOYA NABEI – Lighting for Fashion & Portraits. This exciting offering is a new approach to studio lighting by fashion and portrait photographer Pooya Nabei. He will be introducing students to a new style of lighting, and how to create stunning contemporary portraits using only one light setups.

WAYNE HOERCHEL – Photographers Assistants; Both Sides of the Story. Thinking about assisting? Considering hiring an assistant? This workshop will cover what it takes to be a photographers assistant, covering your responsibilities and what should and shouldn't be expected from you, etiquette, how to work with the photographer to help the shoot run smoothly and other important aspects of being a top rated assistant.

KATHY KINAKIN – 8×10 Instant Film Workshop. The

8×10 workshop will cover the basic use of an 8×10 camera, giving participants enough information to be able to take photographs on both film and instant film with either an 8×10 or a 4×5 camera.

NICK DIDLICK -Intro to HDSLR Video for Still Photographers. Fumbling with your first video production? From equipment, camera settings and planning your video this intro to HD DSLR Video will get you on the right path to making a simple video from conception to output.

Next Steps HDSLR Video for Still Photographers. In this seminar Nick will discuss some of the more advanced technique's in HDSLR videography from multi-camera mixed workflows and separate audio capture to the use of other video content like time-lapse. This seminar will build on the basic concepts learned in the "Intro to HDSLR Video for Still Photographers".

BRUCE SHARPE – Audio for DSLR Video. This presentation will explore what options you have to capture great audio without spending a lot of money or having to master sophisticated techniques.

IFHT – MATT DENNISON and JASON LUCAS – Video – Going Viral. Matt and Jason are self-proclaimed "funny guys" from Vancouver, BC specializing in high-quality comedy videos on YouTube. Starting in 2009 with a small following they have now grown their channel to over 147,000 subscribers and 30 million views.

SCOTT SECCO – Action Sports Filmmaking. Scott's talk will cover his introduction to filmmaking, the summer he worked as an intern for Sherpas Cinema during the editing of "Into the Mind," and his transition from shooting web videos to working on his first feature film: "Builder."

New in Used:

Well it has been another couple busy weeks in the "Used Department" and some nice gear will be coming out soon. Canon L lenses, 4x5 cameras and lenses and Speedotron lighting kits to mention a few.

My featured used item is not used at all but **new in the box Noblex PRO 6/150 U** that is on clearance.

NOBLEX cameras are film cameras that expose the film by rotating the lens to make the exposure. The film rests on a curved film plane, and is exposed through the shutter slit. During the first half of the rotation the lens drum is accelerated to a constant speed insuring absolutely even exposure of the film during the second half of the rotation. This results in distortion free photographs with an angle of view of 146° when using a NOBLEX PRO 6/150. What makes these pictures stand out are their remarkably even edge to edge illumination and unsurpassed sharpness.

Noblex PRO 6/150 U

Clearance \$ 2800.00

Regular \$4255.00



Test shot from the Noblex Pro 6/150 in the rental department.

New Gitzo Tripods

The rumors have proved to be true, Gitzo has now announced that they have totally redesigned the Mountaineer series of tripods.

The research and development team at Gitzo have started at the very core of the tripod and improved on the material the tripod is made of. The new Mountaineer tripods use HM (High Modulus) carbon fibre for increased stiffness and strength, producing a stronger, more reliable tripod. This improvement also allows for wider tube diameters in the lower leg sections which can often be a tripod's weak point. Also a big improvement is the new "ground level set". This innovative design allows you to quickly remove the lower portion of centre column and then lock down only the upper most section. Next they have improved on the leg lock system with the new "G-lock Ultra", and added internal "O" rings to keep dirt and grit out.

One of the major differences between Gitzo and other professional CF tripods is how smooth and fast it is to set up a Gitzo tripod. I have seen many CF tripods at trade shows and brought in to Beau Photo by sales reps, and they never come close to the smoothness and ease of use of a Gitzo tripod. Yes they do cost more, but when you invest in a quality made product, you have a tripod you want to take out and use, and you are not left feeling frustrated as you struggle to extend the legs of a tripod that feels like just had rigor mortis set in.

The new Gitzo Mountaineer tripods will be arriving soon. Call us for pricing.





ImageExplorations

Be Inspired

Join the hundreds of
professional
photographers from
around the world.

Learn from the best in the industry.
Change your business and grow your
skills.

Image Explorations & Beau Photo Partners in Education

July 27-31 Shawnigan Lake BC

Once again the Beau Photo team will be at Image Explorations at Shawnigan Lake School July 27 -31. And once again, we're bringing a truck full of great gear at special prices for all attendees. Don't forget that all students are able to take advantage of free rentals during classes – yes, free. Simon is back this year and he will be showcasing his Renaissance Albums which include the new Bowery Book and the Fine Art Book.

If you can't make it for the full seminars don't worry, you can still come by and visit our booth between Sunday morning July 27th and Wednesday morning, July 30th.



The IE experience is in a class all its own. While there are many options (on-line and road shows), IE stands alone in the northwest as a program that sets new benchmarks each year. The focus is on hands on learning with ESTABLISHED professionals sharing their skills that have them recognized as industry leaders.

You have twelve dynamic classes to choose from including advanced Photoshop, Portrait, Wedding, Business and Marketing and so much more.

For more information - <http://www.imageexplorations.com> or call Don MacGregor @ 604-731-7225




Image by Joel Grimes.
2014 IE instructor
for the workshop
"Lighting & Commercial
Photography: Taking Your
Creative Vision to the
Next Level"

FREE! IE Special Bonus Program.

David Trust will present a **free all day seminar on Sunday July 27 from 10am-5pm.** This (Leadership and Visioning) workshop is open to everyone whether you have registered for IE or not! Attendance at this bonus program entitles you to \$200 off your IE tuition. Anyone thinking about attending IE should register for this program.

You must contact Don MacGregor at the time of registration to receive this discount.

Email don@imageexplorations.com A group lunch for the Sunday program is available for \$10 - \$15 per person. Don't miss this special opportunity!



David Trust, CEO of the Professional Photographers of America, is especially well known for his workshops on branding and leadership. Leadership is the cornerstone of success in business, association activities and in our personal lives. On Monday evening he will present another program for IE participants on branding which again is a key element in today's marketing strategies.

RENTAL NEWS

JASON K.

Share Your Photos Instantly!


New in the Rental department for this month is **FujiFilm's Instax Share Smartphone Wireless Printer SP-1**. This interesting and fun to use little printer allows you to make prints from images stored on your smartphone or tablet - iOS or Android - and is perfect for parties! The SP-1 uses FujiFilm's Instax Mini instant film, which is a credit card sized film and will pull your images via a WiFi connection. You will have to download the FujiFilm Instax Share app onto your device to use the printer. The app has some basic editing functions and some fun templates that you can use to enhance your images. You can also pull images off of your Facebook & Instagram accounts and print those too! We have a selection of sample images here at Beau Photo, so please feel free to come see them! See more information and some sample images from the Instax Share in the Film department article in this newsletter **\$20/day**

For the month of July, there will be a 20% discount on all instant film camera & printer rentals, so get out there and have fun!

Palouse Road Trip

Some of you know that I went on an 11 day road trip down to the Palouse area of Washington State a few weeks ago. This is a roughly 7,700km² region of the American Pacific Northwest that is mostly in Washington, but also extends into the states of Idaho & Oregon and is comprised of low, rolling hills planted with wheat, canola, peas and other crops, producing a very colourful scene. I highly recommend going there - early June to mid-July seems to be best - for a few days if you're into landscape photography! Stay in Colfax or Pullman, Washington, and head out before dawn to shoot the sunrise, go back to the hotel to nap, and then head out again after noon for the best light. The sunset from Steptoe Butte, which is the only high point in the area is spectacular.

If you're interested, I can provide you with some locations to go to if you do! On our way back, we headed down into Oregon's Painted Hills, Crater Lake, and finally to the Oregon Coast to start our journey back home.



all images
©Jason Kazuta

Contact Jason in rentals at rentals@beauphoto.com
with any inquiries or to reserve equipment.

DIGITAL NEWS

MIKE M.

NEW! Nikon D810 36.3MP Digital SLR

(\$3,499 - Available starting July 17)



Nikon has announced the D810, a successor to both the D800 and D800E digital SLRs. While there is nothing dramatically ground-breaking (the D810 name might have been enough of a clue to tell you that already), there are indeed numerous enhancements that might make a fairly big difference depending on your shooting style or subject matter. Firstly, let's discuss the sensor...

The D800 had an anti-aliasing (AA) filter in front of the sensor and its function was to ever so slightly blur the finest details across more than one pixel. This is generally useful to help prevent stair-stepping on hard edges, false-colour in fine details as well as colour and luminance moiré. Without going into all the technical details, the D800E had "half" an AA filter, and then a "refocusing" filter to cancel this half AA filter; the intention being to ensure that maximum detail is retained. The reason that Nikon didn't simply leave out the AA filter entirely (a much easier solution) was that they needed the same thickness of "filter-pack" in front of the sensor on both the D800 and D800E. Whether or not this is the only reason, I cannot be sure but in any case, the

D810 has now completely done away with this somewhat complicated and now unnecessary solution since there is only one camera and no separate 'E' version. This is, in my view, a major improvement and may indeed prove to have slight benefits in detail rendition, even over the old D800E. As far as concerns about moiré and aliasing (will it be worse than the D800E?), one won't really know until detailed side by side tests are done. However given that the D800E wasn't all that much more prone to these image artifacts than the regular D800, hopefully they will remain minimal on the D810 as well.

The sensor and/or support electronics for it also seem new since now the base ISO is 64 instead of 100, so you can shoot at a lower ISO than before without compromising dynamic range. This is a 2/3 stop improvement and will be a benefit for those that want to slow shutter speeds down or shoot with ultra-fast prime lenses in broad daylight. As well, the lowest extended ISO is now 32, but there you will see a loss of highlight dynamic range. Whether or not the sensor is improved in the dynamic range department or at high ISO is unknown for the moment, but I cannot imagine it being a step down from its predecessor's.

The key feature that might be of interest to those having to shoot and edit bucket-loads of images every day is the "small RAW" (sRAW) format. When switched to sRAW, you will get an uncompressed raw file that is 9 megapixels and it should retain all the benefits and flexibility of a regular raw file (adjusting exposure and WB in post), albeit at a lower resolution. What is currently unknown is how good the detail rendition is with this 9MP file since it will probably be demosaiced and not truly 100% raw anymore. For example, the sRAW modes on Canon bodies slightly compromise image quality - you will see a noticeable improvement in detail rendering if manually downsizing the full-res raw image to the sRAW size. Still, it could be a useful solution for some that feel the native 36MP file size is simply too big. However, I was hoping for a little more than 9MP... oh well. The good thing is, that there's a chance that being exactly 1/4 the resolution of the native RAW file will

mean that there will be absolutely minimal loss in quality for the 9MP file size, but that is too early to tell.

The shutter and mirror mechanism have also been totally revamped. The shutter is a Kevlar/carbon-fibre composite and the mirror mechanism has been redesigned to be smoother, quieter and faster with a shorter VF blackout, with the reduction in shock likely to help improve image sharpness at slower handheld shutter speeds. The normal shutter release action is now much quieter and the “Quiet” mode is better yet. However, for the smoothest and quietest release possible, there is now also an electronic first-curtain shutter option, similar to what Canon employs as one of the Live-view release modes. Basically when releasing the shutter in Live-View, the camera will simply “clear” the sensor electronically while the first shutter curtain remains open, the exposure will start and then the shutter will close at the end. This will allow for 100% vibration free shutter release, great for super-telephoto, macro photography or any situation where camera shake needs to be kept to a minimum. However as an improvement over Canon’s implementation, the D810 also allows this to work when using mirror-lockup! One limitation is that it only supports shutter speeds up to 1/2000, however at higher speeds, shutter-induced vibration won’t be an issue anyway of course.

Next, the AF system has been tweaked significantly, gaining the improvements that also came with the D4S, the main one being a new focus mode (Group Area AF) where 5 points are linked together and work together as a group. This makes it far easier to keep focus lock on fast or erratically moving subjects. Another interesting new feature is Highlight Weighted Metering. This will be useful when, for example, photographing spotlight performers on stage. The camera’s metering will generally ignore the large expanses of dark and concentrate on accurately metering for the smaller brighter lit areas. Personally, I could even see this as beneficial for certain landscape photography scenarios, nighttime cityscapes or, for example, dramatic continuous lighting with a dark background on a portrait shot.

Other enhancements are exposure smoothing for time-lapse work, with a greater maximum frame count of 9999 images in a sequence, one-fps faster shooting speed in all modes compared to the D800, auto-ISO for manual mode, zebra-stripes on Live-View, great for video work and more. Running out of space here so for a more detailed look at specifications compared to the D800/E, see our blog entry here: <http://beauphoto.blogspot.ca/2014/06/new-nikon-d810-363mp-digital-slr.html>

We are in the process of taking pre-orders and to ensure you get one ASAP, we will need to take a small deposit to secure the order. Note that NPS members will get priority delivery. Contact us for more details!



Illustration showing the weather sealing on the D810

Xrite Rebates!

For the month of July (and August for that matter), you can mail in for some nice rebates on Xrite calibration products - purchased in Canada only!

COLOR PERFECTION X-RITE DISPLAY SOLUTIONS

Online Rebate Valid July 1 thru August 31, 2014
Available at: www.rapid-rebates.com/xrite

ONLINE
REBATE



ONLINE REBATES:

- \$50** ColorMunki Photo (CMUNPH)
- \$25** i1Display Pro (E0DIS3)
- \$25** ColorMunki Display (CMUNDIS)
- \$10** ColorMunki Smile (CMUNSML)
- \$10** ColorChecker Passport (MSCCPP)



Nikon D800 vs. Hasselblad H5D-50C



In a continuation of last month's comparison, I have posted a set of comparison images that are like the ones I did for the H5D-50 versus H5D-50C. This comparison was posted a little later than the last newsletter went out, so some

of you may not have seen it. Although there is a link in the original comparison to the new one with the D800, here it is direct: <http://beauphoto.blogspot.ca/2014/06/hasselblad-h5d-50c-versus-nikon-d800.html>

Nikon D800E and D4 Clearance Price...

With the introduction of the new Nikon D810, we are **clearing out our last D800E at a great price... \$2,825!** That is a whopping \$465 less than the new one. Please note that the D800 and D800E are discontinued and no longer available, except for that last D800E we have...

In addition, we still have **one D4 left on clearance**, which can be had for \$5,299! Buying our last D4 will save you a truly massive \$1,600 over the price of the new D4S!

Canon Rebates

Note that while there are quite a few rebates continuing, many of the great lens rebates are over at the end of July 3rd. Going from July 4th to the 31st, here are some of the more interesting rebates...

Canon EOS-5D Mark III bodies or kits: \$150 rebate

Canon EOS-6D bodies or kits: \$100 rebate

Canon EOS-70D bodies or kits: \$60 rebate

Canon Rebel T5i bodies or kits: \$50 rebate

Canon EF 24mm or 28mm f/2.8 IS: \$50 rebate

Canon EF 40mm f/2.8 STM 'pancake': \$50 rebate

Canon EF-S 60mm f/2.8 Macro: \$80 rebate

Canon EF 100mm f/2.8 Macro: \$50 rebate

Canon MP-E 65mm f/2.8 1-5x macro: \$100 rebate

Canon TS-E 45mm f/2.8 tilt-shift: \$150 rebate

Canon TS-E 90mm f/2.8 tilt-shift: \$150 rebate

Canon EF 24-70mm f/2.8L II: \$250 rebate

Canon EF 70-200mm f/2.8L II IS: \$250 rebate

Speedlite 320EX w/video light: \$30 rebate

Macro Twin-lite MT-24EX: \$50 rebate

There are also rebates on many DSLR battery grips as well as Canon's great image stabilized binoculars.



Fujifilm Rebates

For July (actually until August 27th!) there is a wicked deal on the XF 18mm f/2. How wicked? How about getting the XF 18mm f/2 for FREE with the purchase of an X-Pro 1 or X-E2!! While I generally feel the Fujifilm lenses are, by and large, spectacular, personally I am simply not a huge fan of the 18mm. Several zoom lenses perform better at 18mm, like the 10-24mm and the 18-55mm for example. However the 18mm is small (near 'pancake' small), light, fast at f/2, and in the center at least, it is actually quite sharp. If you like doing street photography at a 27mm focal length and at wider open f-stops where corner sharpness is not a concern, this might indeed be an ideal lens for you. While I might feel it is not great value at its original price of \$599, obviously when it is FREE its value is mathematically approaching infinity! Suddenly it becomes very highly recommended...

Here is a list of the X-system rebates for July:

Fujifilm X-Pro 1 body - FREE XF 18mm f/2

Fujifilm X-E2 body - FREE XF 18mm f/2

Fujifilm X100S - \$100 rebate

Fujifilm X-M1 body or kit - \$100 rebate

Fujifilm X-A1 body or kit - \$100 rebate

Fujifilm XF 18mm f/2 - \$100 rebate (if you already have a body)

Fujifilm XC 50-230mm f/4.5-6.7 OIS - \$100 rebate

RENTAL SALE -

Phase One IQ140 w/ 645DF body and 80mm LS Lens

To make room for new gear, we are clearing out our IQ140 kit from rentals. This superb 40 megapixel medium format kit can be yours for only \$14,799 and has 2 years and 3 months of its original factory warranty!



Copyright © Beau Photo Supplies Inc., 2014

Panasonic GX1 Clearance

At the other end of the spectrum, we have the excellent little 16MP Panasonic GX1 M4/3 body. While the GX1 is a great little camera, rugged all-metal construction, superb image quality and all in a tiny, pocketable package, these days all the attention is on the GH4 so it has been slow going. Therefore, we've decided to clear out **our last GX1 at an amazing price of \$349!**



ACCESSORIES

MEGHAN S.

Think Tank Airport Roller Derby

Think Tank has introduced a new rolling camera bag to replace their other bag the Airport 4-Sight. The 4-Sight was unique in that it had four wheels instead of two and could roll in all directions. The new Roller Derby is the same idea. It has 4 double wheels (so really 8 wheels) and can roll upright, tilted back like a regular rolling bag or tilted sideways. This makes it especially great for travelling and flying as you can sneak through small spaces and busy airport terminals easily with the Roller Derby. It also makes it super easy to roll down the aisle of the airplane!

The Roller Derby holds a laptop up to 15" as well as a tablet in a dual padded slot on the front. This bag is quite a reasonable size as well, fitting up to two standard DSLRs with lenses attached or 6-7 zoom lenses and can accommodate a lens up to 400mm 2.8, unattached. It also still meets most airline carry on size regulations. Like all Think Tank bags, it comes with an all-weather cover. We are expecting to have this new bag in stock for early July.



Think Tank Airport
Roller Derby \$438.95

LowePro Pro Roller x100 AW & x200 AW

We now have the newer versions of the Pro Roller bags in stock in both the x100 and x200 size. We can also order in the x300, if you would like the larger size. The main difference in this version of the Pro Roller is an all weather cover is now included with the bag, which is certainly essential in our BC climate! One other difference in this new version is there is no longer a built in threaded camera mount on the top of the expandable handle. Otherwise the bags are essentially the same as the previous version. They have a padded laptop pocket on the front, and many, many pockets inside for optimal storage of all your gear. There are also removable straps on the side of the bag to attach your tripod to that will help keep your hands free.

As with the previous version, the best part of this unique roller bag is its ability to become two bags! The inner section of the main bag zips out of its hard shell and becomes a backpack. This is great if you get to the airport only to find out the flight is extremely full and roller bags aren't being allowed as carry on. Checking camera equipment is always scary, so this way you can lift your gear out and take it as carry on with you in a backpack. Similarly, it is also great if you suddenly need a second bag for extra gear or personal belongings. The outer roller bag shell still functions as a zippered bag once you have removed the inner backpack portion, so these Pro Roller bags are essentially two bags for the price of one!

Pro Roller x100 AW \$299.99

Pro Roller x200 AW \$330.99



FILM / ANALOG NEWS

Nicole L.-D

Instant 20 % discount on any instant camera rentals for the month of July!

This includes all Polaroid Spectra and 600 cameras, Impossible Instant Lab, Fuji Instax 210 and 100 and the new Instax Share.



Just arrived for sale and in our rental department is the Fuji Instax Share, a wireless printer that prints out on Instax Mini photos. This printer is quite easy to use. First, download Fuji's Instax Share app for iPhone or Android, then take a photo with any smartphone using the Instax Share app or choose a photo from your smartphone library, Facebook library or Instagram library. Once you've got your photo, send the photo through the app on your phone to the Instax Share using the wireless connection it creates. That's right, the printer creates its own Wi-Fi hotspot! So it truly is wireless.

Your image will print out in about 20 seconds after you've sent it to the printer and it will take a few minutes to develop. There is even a handy reprint button if you'd like two copies! Another convenient feature is the option to do minor edits of the photo using the app before printing. Things such as adding a seasonal or text template, rotating the photo, zooming in or out and some quick filters to adjust saturation and tone are all found under edit in the app.

With its ease of use and quick printing results, the Instax Share is great for parties, weddings and other events where you'd like to share a moment with your guests or make an instant photo album for yourself. In addition to white frame, there are several fun frames available on the Instax Mini film

such as comic frame, stained glass frame and just in time for Pride celebrations, a rainbow frame.

It's wedding season again and we have put Fuji's Instax Wedding camera on sale for \$139.00. Hurry in, there's limited stock.

Photos from the new Instax Share



Presentation Products

BARB B.

Happy Summer, Happy Canada Day - Fly your Flag, Wear Red and White!

AGT Photomount will be closing for the last two weeks of July for their annual vacation. Please check your schedule, and touch base with your customers to find out how they want their images presented. If you need any supplies for events between Mid-July and Mid-August, please let me know by July 7th, latest, to allow enough time for me to order and them to manufacture and ship before their break.

We've received an unprecedented number of 'urgent/emergency' orders in the past month or so. It's understood that many of them were caused by the mechanical issues at TAP, and others by your customers suddenly deciding they wanted imprinted folders for their event... next week. Luckily, with the cooperation of the good people at AGT (and a couple of hefty rush courier charges), we were able to deliver the orders in the requested time frames.

Special order (i.e. 'not stocked') items often require more lead time than stock items. I generally ask for 4 weeks to allow me enough time to source, organize, and order. While I might be able to locate and supply some items very quickly, sometimes I've just ordered and the warehouse is fully stocked (so my next order wouldn't be for some time), or a factory has sold out of a popular item and we are backordered until they can manufacture a fresh supply. Production queues can be anywhere from a couple of days to several weeks, and predicted 'available' dates can change without notice.

Depending upon which manufacturer's products you choose, you might be obliged to order by case (quantities vary, please contact me for clarification). If your order is very urgent, we could request expedited shipping from the factory; it can be quite expensive, but sometimes there's just no other option.

Good News: TAP has advised that their production is back up to speed after a particularly painful mechanical breakdown, so all remaining backorders will be completed and shipped shortly.

Renaissance Albums

SIMON B.

Shipping Albums to our Eastern Canada Clients

Exciting news regarding Renaissance Album shipments for all clients in Manitoba, Ontario, Quebec and the Maritimes. Starting July 8th we will be shipping via our Toronto facility, shaving 3-5 days off ground shipments plus reducing shipping costs by 40%.

Image Explorations - July 27-31 Shawnigan Lake BC

Beau Photo is a proud sponsor and active participant at Image Explorations. We bring all sorts of equipment and accessories for you to try out or purchase, and we even have a mini rental department set up - with FREE rentals!

We will also be packing up 20+ Renaissance Albums from our Vancouver showroom and moving them all to Shawnigan Lake school for you to have a look at. If you aren't able to attend IE this year but are on the island, let me know and I can arrange for you to come by to see the albums and discuss your album and presentation needs. email me at albums@beauphoto.com or give me a call, I'd love to hear from you and see you at IE.



Presentation House Gallery

**Bruce Stewart: Dollarton
Pleasure Faire, 1972**

Opening Reception: Saturday, June 7, 3PM

JUNE 7 – AUGUST 3, 2014

CURATED BY BILL JEFFRIES

This exhibition showcases Bruce Stewart's striking photographs from the 1972 Dollarton Pleasure Faire: a two-week celebration of alternative living at the infamous Maplewood Mudflats squatter village in North Vancouver. Stewart, who had been documenting renaissance faires and counterculture festivals throughout the province, acted as the event's official photographer.



A Thousand Quarrels: Liz Magor

Opening Reception: Saturday, June 7, 3PM

JUNE 7 – AUGUST 3, 2014

CURATED BY HELGA PAKASAAR

This exhibition showcases photographs by renowned Vancouver artist Liz Magor. The works reflect her longstanding preoccupation with shelter and the wilderness. For this exhibition she has drawn on her photographic archive of shacks and provisional huts found in the West Coast landscape.



The submission deadline has been extended until July 3rd!

Check out the many ways you can participate in Papergirl Vancouver.

Papergirl Vancouver

The Art of Giving Art

Join the Movement






In this annual project, artists of all ages and abilities are invited to donate their work to a non-juried exhibition. Afterward, the artwork is rolled into bundles and is distributed by a team of cyclists (in the style of the American paperboy) to anyone they meet along specific bike routes around the lower mainland of British Columbia, Canada.

EXHIBITION OPENING PARTY //
JULY 8, 6-9pm // Exhibition Hall,
Roundhouse Community Arts Centre

EXHIBITION CONTINUES // **JULY 9 - 11**
The exhibition will be open to the public
until Friday, July 11 at 5pm.

RIDE OUT //
JULY 19, 11am-3pm

37th
ANNUAL
apac
Seminar



Frans Lanting

October 25, 2014 - 9:00am to 6:00pm

Presented by the Abbotsford Photo Arts Club



Internationally acclaimed photographer, Frans Lanting will introduce different ways to interpret the natural world with a camera, sharing his unique approach to photography and innovations to the traditions of visual storytelling.

A National Geographic contributor, Lanting has produced photo essays profiling ecological hot spots, American

landscapes, and wildlife around the globe. His books have received awards and acclaim. "No one turns animals into art more completely than Frans Lanting," writes The New Yorker.

Lanting's presentations feature spectacular imagery and inspiring commentary. His gift for connecting us with the lives of animals shows us the world through their eyes. His powerful personal perspective illuminates the big stories behind his images.



Registration Includes:

- Five hours of insight with Frans
- Door prizes
- All day event (9am to 6pm)
- Tradeshow
- Box lunch with registration
- Free coffee available all day

Registration Info

Early Bird Rate - June 1 to Aug 31 - \$85
Regular Rate - Sept 1 to Oct 22 - \$95
At the door - \$110

Register at www.apac.bc.ca
Michael J Fox Theatre
7373 MacPherson Ave, Burnaby, BC