


Four Years Ago...



Photos © Carol Polloni and Mike Mander

Safe travels to all the
photographers and journalists
headed to Sochi to cover the
Winter Olympics!

Beau Newsletter - February 2014

Profoto Rf light modifiers • New items in the used department • Profoto B1 Air and Sennheiser MKE 600 mic in rentals • Fujifilm X-T1 camera just announced • Fujifilm telephoto zoom review • Phase One IQ250 • Hasselblad H5D-50c • Choosing a shoulder bag • Ilford SFX 200 film without a filter • Discounted presentation folders



PRO SALES

KEN S.

More new products now available at your favorite photo supply house, Beau Photo!

We are now carrying a wide range of **Profoto Rfi reflectors, softboxes, speedrings and umbrellas.**

Profoto's new line of "handy" collapsible reflectors allow you to shape light or bounce flash. Handy because their collapsible metal frame is equipped with two ergonomically shaped handles which makes the reflectors far easier to fold and hold in various positions. Available in two sizes Medium 33" and Large 47" and five different finishes.



Rfi softboxes come in 12 different sizes and shapes. To ensure full control for the photographer, they have a recessed front, double-layered diffusers and a highly reflective silver interior. They are also more economical than what you may think, with a price point that makes

them accessible for almost all photographers. Profoto also has a line of **50 Deg. Softgrids** for all their softboxes. Speedring adaptors make them compatible with well over 20 different flash brands. In other words, even if you own a flash head from a different manufacturer, you can enjoy the advantages of Profoto softboxes!

Profoto now has 12 different types of umbrellas.

Umbrellas are the backbone of many photographers' toolboxes, and understandably so. Umbrellas are affordable, easy to work with and very easy to transport. But Profoto doesn't just make your average umbrella. Available in 12 unique versions and made with high-quality fabrics and surface-treated metallic elements, Profoto umbrellas will



provide a superior light and last for years to come. Shallow umbrellas come in translucent, silver and white, and in two sizes, small 33" and medium 41". The Deep umbrellas also come in translucent, silver and white, but in two larger sizes, large 51" and extra large 65". A deeper shaped umbrella gives you better control of the light spread and also allows you to focus and shape light by simply sliding the umbrella shaft in its holder. Finally diffusers are available for all sizes of the Profoto umbrellas. Pull it over the front of a white or silver deep umbrella to turn it into a large softbox. Now that is what I call versatility.



Also we are excited to announce that we can now order from the wide range of **Lastolite products**. We are stocking a few of their more popular items like the Trigrip and the Triflector, and can order other items in. Lastolite are well known for their TriGrip reflectors, Ezy

box softboxes and their exclusive "Joe McNally" line of products. They have so many more great products for the photographer, from brackets that hold multiple speedlights to advanced lighting modifiers and even a cool line of backdrops. Please visit their website and let us know if there is something you would like to order.

<http://www.lastolite.com/>

New in used

We have a great mix of the old and new in the used and consignment area right now. We have a lot of video accessories such as microphones, video cameras, sound recorders, mixers, follow focuses, view finders and shoulder rigs and a Cinevate slider. For something more historic, we have a great selection of 4x5 cameras and lenses, and some great old tripods to boot.

Here are just a few of the used items we have in. Check back often to our blog for more used equipment as it comes in. Also, give Ken a call or [e-mail](mailto:ken@beauphoto.com) if there is something specific you are looking for as not everything we have ends up in a blog post.

<http://beauphoto.blogspot.ca/search/label/Used%20Equipment>

Nikonos V
underwater
camera and
light kit



Hasselblad 500CM kit



Nikon D7000 body



Toyo 45CF field camera
w/Schneider 180 5.6 lens



RENTAL NEWS

JASON K.

Profoto B1AirTTL

This amazing new light from Profoto gives you TTL metering and 500Ws (10x more power than the top line Canon/Nikon flashes) of illumination, all from a compact, 6.6 lbs battery powered form factor. I am expecting our rental units in mid to late February. **Price: TBA**



Sennheiser MKE 600

This compact shotgun microphone was developed for video journalists and has high directivity, which is ideal for interviews. Powered by a single AA battery, it is independent of needing phantom power and is good for approximately 150 hours. This mic has a great, full-bodied sound that should make any videographer happy. **\$20/day**



Matthews 4x4 Top Hinge Floppy & 20" C-Stand w/Grip Arm

Some new grip equipment has come our way from the good folks at Matthews! Due to customer inquiries, we have added some 4x4 Top Hinge Floppies and 20" C-Stands for your convenience!

4x4 Floppy - \$20/day 20" C-Stand - \$10/day

The Family Day long weekend is fast approaching (Feb 10) and this means that you get **an extra day's rental!** Yes, three days for the price of one! Book now as last minute callers are often disappointed to find little is left. You can fit an extra day of portrait sessions, or have an extra day to go find that elusive owl on your bucket list!

For rental inquiries or to book equipment, call Jason at Beau or send him an e-mail at rentals@beauphoto.com

Canon

The best kind of
family gathering.



Call or e-mail Mike at Beau for information.
digital@beauphoto.com

Try before you buy - rent a body or a lens and if you decide to buy one within 30 days, we will credit up to two days of the rental toward your purchase.



Beau Photo Supplies
1520 West 6th Ave.
Vancouver, BC
604.734.7771

www.beauphoto.com



@beauphotostore



Beau Photo



Up-to-date reviews on Canon products and information on sales and rebates - beauphoto.blogspot.ca

DIGITAL NEWS

MIKE M.

Just Announced! Fujifilm X-T1

Body \$1,299 - pre-orders get a FREE vertical battery grip!



Fujifilm has just announced the exciting new professional **X-T1** body. As you can see from the photo, it is styled more like a DSLR and not a rangefinder like previous X-series bodies. Personally, I actually prefer the sleek, slab-sided shape of the X-E2 for example, simply due to the fact that the shape allows the body to slip in and out of a small camera bag more easily - no VF hump to catch on things. That said, the X-T1 is one handsome looking camera if you ask me. There is no room in this newsletter for a really detailed write-up, so please see our blog for more details - <http://beauphoto.blogspot.ca/2014/01/new-fujifilm-x-t1-body-preview.html> however I will cover some of the new features in point form. It is slated to start shipping at the very end of March however pre-orders placed before the end of March will get a very generous perk: a free vertical battery grip, which is a \$250 (MSRP) savings! Yes indeed, there will be a vertical grip with full controls and the ability to take an extra battery as well. Here are some additional details...

- 16.3 MP APS-C X-Trans CMOS II sensor (presumably the same as the X-E2)
- Motion-predictive tracking AF at full 8fps shooting speed
- 2.36 million dot OLED electronic viewfinder with high magnification and essentially zero lag for an “OVF-like” experience
- High EVF magnification allows all exposure data to appear outside the image, allowing for unobstructed composition
- Multi-Mode EVF auto-rotates all exposure data when shooting vertically to allow one to easily read settings at a glance!
- MF assist mode in EVF will display full image as well as a zoomed in preview off to one side, again for allowing both unobstructed composition and zoomed-in focus assist simultaneously!
- Tilting 3” rear LCD with tough, tempered glass cover
- Full magnesium / aluminum weather-sealed body, dust and water resistant when coupled with upcoming weather-sealed lenses (18-135mm f/3.5-5.6, 16-55mm f/2.8, 50-140mm f/2.8, all OIS)
- Additional external manual control dials and switches for ISO, drive-mode and metering mode
- PC Flash-sync port
- Included compact hot-shoe mounted flash
- Twin front and rear control dials and six customizable FN buttons.
- Supports upcoming SDHC UHS-II memory cards for twice the write speed of current bodies
- Built-in multiple exposure and time-lapse features
- WiFi with app available for full remote camera control

As mentioned, check out our [blog](#) for a hands-on preview writeup as well!

Fujifilm Telephoto Zoom “Mini Review”

I recently had the opportunity to borrow both of Fujifilm’s current telephoto zooms for their X-system, the **Fujinon XF 55-200mm f/3.5-4.8R OIS zoom (\$699)** and the **XC 50-230mm f/4.5-6.7 OIS zoom (\$399)** - see awesome February rebates for savings on these prices too! While

sharing a similar zoom range, these lenses are distinctly different when it comes to features, build quality and price. Amazingly enough though, when it comes to optical performance, much to my surprise they are both very nearly tied. In fact, if I had to pick one over the other purely from a resulting image quality standpoint, I would actually choose the less expensive 50-230mm zoom... and in fact, I did. I recently bought the 50-230mm for myself and while it certainly does not best the 55-200mm by a very substantial margin, there were a few other factors that led to my decision...

The more expensive 55-200mm has solid, confidence inspiring construction with a metal lens mount, Fujifilm's unmarked zoom-lens aperture ring, an OIS (optical image stabilizer) switch and a manual/auto aperture switch, just like on the XF 18-55mm f/2.8-4R OIS kit zoom. It also comes with a generously sized lens hood. The barrel on the 55-200mm is quite wide, and some care needs to be taken with larger tripod heads and tripod plates that extend past the body's bottom plate, to ensure that no pressure is put on the barrel of the lens. This goes for all of the smaller X-system bodies, like the X-E1/X-E2 as well as the X-M1/X-A1. The X-Pro1 seems to have an advantage here, and the larger body might also balance the lens a little better in the hand. For the X-E1 and X-E2, an optional grip can be purchased which should alleviate this concern.

The 55-200mm has a firm zoom action that shows no sign of zoom creep whatsoever and the extending lens barrel feel solid and strong. However, in my personal opinion, I would rather see the zoom mechanism be ever so slightly looser which could, of course, cause the zoom to start creeping once the mechanism wears with use. As it stands now, I would be surprised if the zoom started to creep, even after several years of regular use... but that is purely speculation on my part. It is much too early to tell for sure. Still, I'd vote for a slightly looser action myself and take the chance.

The autofocus on the 55-200mm is fast and silent and generally the image quality and bokeh of this lens is

excellent. It is quite sharp wide open already but corner sharpness will improve when stopping down, achieving best results perhaps one stop down from wide open. Distortion seemed a non-issue, vignetting was fairly minimal and the only real complaint is that the lens does have a little chromatic aberration in the corners, although that is easily fixed at the raw conversion stage. The image stabilizer also seems effective. Like the 18-55mm zoom, the 55-200mm also doesn't have quite the same convincing image quality that the many of the primes do (many of which I find truly spectacular), but all you need to do is add a little bit more sharpening in post and you're there for anything but the largest size prints. Considering the moderate price and size of this zoom, I feel the performance is as good or better than expected. Now, on to the 50-230mm...

At a mere \$399, one might not expect much performance from the 50-230mm, especially after picking it up and noticing how light it is and after seeing the all-plastic lens mount! However don't let how it looks and feels cause you to misjudge its optical quality! In terms of image sharpness, the 50-230mm in most cases equals or even slightly exceeds that which the much larger, heavier and more expensive 55-200mm delivers.

The smaller 50-230mm does suffer from more vignetting and slightly more chromatic aberration but again, those



Image with Fuji X-E2 and 50-230mm lens.

issues are easily dealt with in most raw converters. It includes a lens hood as well but apart from the basic zoom and focus rings, the barrel is devoid of any additional controls. To change the aperture, you need to use the rear thumb-operated control wheel on your body and the stabilizer can only be turned on or off from the menus in the camera. Definitely a bit of a pain...

In most ways, the image quality comments from the 55-200mm apply to this lens as well, apart from the above mentioned differences but I would say it will deliver ever so slightly sharper results in some cases. The focusing doesn't seem to be quite as quick and decisive as the 55-200mm and it may not track quite as well either, not that any of the current bodies are convincing when it comes to tracking a moving subject though! However the image stabilizer seems very effective and for such a compact, light and inexpensive lens that delivers such outstandingly sharp images, I can overlook the lack of controls on the lens. In addition, the zoom ring has a lighter action, which I much prefer. It is not quite as silky smooth as the 55-200mm but I like that it does not require as much effort to rotate. Since the lens itself is so lightweight, I also don't think zoom creep will be much of an issue.



Fujinon XC 50-230mm
f/4.5-6.7 OIS zoom

Fujinon XF 55-200mm
f/3.5-4.8R OIS zoom

As I see it, my X-E2 system begs for small, lightweight prime lenses. I felt that the 55-200mm was just a bit too large and heavy to go well with my lightweight kit. Had its image quality been convincingly better than the cheaper lens though, well I think I would have put up with the size and weight. However for the image quality it delivers, the compact and light 50-230mm won me over! For some sample images shot with both of these lenses, see my personal blog here: <http://mikemander.blogspot.ca/2014/01/testing-fujifilms-telephoto-zooms.html>

Amazing Rebates from Fujifilm in February!

One last bit of Fujifilm related news this month is that they have upped the already excellent rebates that were in place for January and essentially doubled them for February! Here is a partial list... contact us for full details!

FUJIFILM X-E1 Body - \$300 Rebate

FUJIFILM X-E1 Kit w/18-55mm Zoom - \$500 Rebate

FUJIFILM X-E2 Bodies and 18-55mm zoom kits - \$100 Rebate

FUJIFILM X-Pro 1 Body - \$200 Rebate

- All current XF lenses have a \$200 rebate (not including the upcoming 10-24mm or 56mm lenses)
- All current XC lenses have a \$100 rebate

Phase One IQ250 (CMOS sensor!)

A ground-breaking announcement from Phase One has occurred and it will completely change the way in which you can use medium format digital capture. The new 50 megapixel IQ250 will be using a CMOS sensor that is manufactured by Sony. Why is that good? Well the very best full-frame sensors used by 35mm DSLR cameras are also made by Sony and they have proven to give extraordinary dynamic range with clean shadow detail, as well as surprisingly good high ISO capabilities for their pixel density. Yes, I am talking about the Nikon D800 and D800E, both of which, when paired with the best glass, can convincingly

nudge up against much more expensive digital backs in terms of image quality in many ways. Now those benefits will come to much larger sensors!

Traditionally, CCD based digital backs have had to be shot at ISO 50 or 100, depending on the exact sensor used, in order to achieve the best image quality. Take the ISO up by even a few stops, and noise starts becoming bothersome and starts erasing the advantage of all those megapixels. In addition, long exposures were a rare feature and only a handful of digital backs ever allowed for exposures longer than a few minutes. Phase One used a novel pixel-binning technique in their Sensor+ enabled digital backs, but in order to keep higher ISO noise under control, the resolution was cut by 75%. This is all about to change!

The new 50MP medium format CMOS sensor has an ISO range of 100-6400 (yes, you read that right!) and amazingly enough, some preliminary tests I've seen show that even a full resolution ISO 6400 yields a very detailed file, with minimal noise that is very fine grained. Absolutely incredible! The IQ250 will also boast 14 f-stops of dynamic range with true 16-bit output, a substantial improvement over most previous medium format sensors. Time exposures of up to one hour are also possible.

Finally, a fluid and responsive Live-View will make an appearance in digital backs. Previous implementations had terribly slow refresh rates and were all but unusable, in my opinion, unless you were endowed with super-human patience! The IQ250 will use a refresh rate of 24-30 fps which will allow a much more fluid live-view, making it easier to fine-tune your focus or framing.

All the other excellent features of Phase One's IQ backs will be firmly in place, including a stunning high-res touch screen, built-in wireless connectivity, extremely rugged construction, fast shooting and now, it will even power on and off in sync with the camera body, something no previous model has managed.

About the only slight disappointment might be that this sen-

Phase One IQ250



sor is slightly smaller than full-frame 645, coming in at the same 1.3x crop as the IQ140, even less than the old 1.1x crop used by for example, the 39 megapixel P45+. Pricing will be in the mid to high \$30K range, so pricing is the one area that has not been improved...

Hasselblad H5D-50c (also CMOS!)

Hasselblad has pre-announced the development of a 50 megapixel CMOS based medium format camera system. Full information won't be available until March, but here is an excerpt from their press release: "This pioneering 50 megapixel CMOS sensor camera is based on our H5D-50 model but will offer a faster capture rate; longer shutter speed capability and much greater ISO performance. It will provide greatly improved Live Video in Phocus and will also be available with Multi-Shot functionality."

Based on Phase One's announcement (see above), one would have to think that this new 50 megapixel CMOS sensor will also be made by Sony and will hopefully also see the same improvements that Phase One has talked about. Watch for more Hasselblad info in an upcoming newsletter. Good news for medium format shooters on all fronts!

<http://www.hasselbladusa.com/news/1/h5d-50c.aspx>

ACCESSORIES

Meghan S.

Shoulder Bags

If you would like to carry your gear around on a daily basis along with other daily necessities, or you are traveling with a small amount of gear, sometimes a shoulder bag is the best option. Many shoulder bags also have the added advantage of not obviously looking like a camera bag, which if you are traveling is a great added security. With many allowing you to also carry a laptop or tablet, you can also take your mini office with you anywhere!

LowePro Urban

Reporter 150 – This great looking camera bag can double as a carry-all for your gear essentials but also convert to a daily messenger bag.

The padded interior section is completely removable, leaving you with a slick looking messenger bag for everyday use. There is also a spot for your laptop or tablet, and a zippered front pocket for memory cards, your phone or other accessories. Perfect for photojournalists or street photography. I really love the classic look of this bag and its leather snap straps.



LowePro Streamline 250

As an everyday carry bag, the Streamline is a fantastic little bag and it's perfect for the micro-four-thirds user who like to carry their camera everywhere. Its main compartment provides a maximum amount of space for

personal items and even expands to accommodate more, with space for a 10" tablet too. The pockets on the front



are padded for extra protection of your gear and the tough, water-resistant fabric is great for everyday wear.

LowePro Photo Sport Shoulder 12L/18L – Another great multi-use, everyday carrying bag that provides a lot of extra room for your daily accessories. Great for commuting on a daily basis when you like to always have a camera on you or if you love to wander downtown taking photos. This bag works well as a shoulder bag that also fits nicely slung across your body because of its unique shape, and soft sided form. It has lots of room for personal items and also a nice padded section for your gear. The padded section is also completely removable to convert the bag to an everyday shoulder bag!



KATA Lite – 445 DL



If you're looking for a more classic looking kit bag, this bag may be more your style. Mainly suited for carrying camera gear only, with some accessories, it's great if you are going straight to a photo shoot and want to have your essential lenses, body and perhaps a flash. Also includes the all-weather cover.

KATA ReportIt – 10/20 PL – This bag is interesting because it allows for very fast access to your camera while it is on your shoulder. Geared towards reporters, who may be looking to be discreet with their gear, this bag has a quick access zipper opening on the top flap, allowing you to access your gear very quickly. Its lightweight material makes it easy on your shoulders as well, not



adding a lot of extra weight to carry but still being large enough to fit a really good amount of gear. Includes an all-weather cover too.



Think Tank CityWalker 10/20/30 – Perhaps the ultimate in shoulder bag, the Citywalker has it all. A sleek design, soft, comfortable material that

is still tough enough to withstand everyday use, a padded insert that can be removed, space for your tablet, pockets for accessories and enough room for your essential camera gear. Comes in 3 sizes to suit all needs! A really fantastic bag, made with that well known Think Tank toughness and style.



Think Tank Retrospective 5/10/20/30 Black or Pinestone These classic or 'retro' looking camera bags provide some camouflage as it were in

a sea of camera bags. Not looking like a camera bag at all is its best feature, when you are trying to blend in! However this retro looking bag provides enough space for a pro DSLR with a large lens attached and room to spare. Comes in black or green/grey (Pinestone.)

Think Tank Mirrorless Mover 30 (Charcoal)

– A wonderful little bag that is perfect for your smaller, mirrorless system. Has a dedicated ipad slot as well!

Small enough that it is light-weight and can also be used as a belt pack. Great quality from Think Tank, with metal hardware, closures, and all weather cover. Lots of room for your camera gear and some extras.



Think Tank Urban Disguise 40/50/60 – This briefcase style camera bag works very well as a travel bag to house all your paperwork, essential camera gear, and even a laptop. It even expands slightly to accommodate more gear. Lots of extra pockets for accessories as well. You can also buy an additional strap set that converts this bag into a backpack! A very versatile camera bag that does not look like a camera bag. We have the 40 size new, as well as some consignment bags in the 50 & 60 sizes. All in very nice condition!



Think Tank Airport Check In – This bag is mainly a laptop case, but a very thorough one at that. Just as well built as any of the Think Tank camera bags, this laptop case has all metal attachments and durable outer fabric. It also includes the always present rain cover. As well as a nicely padded inner section for your laptop, there are many, many storage compartments and even a removable cable storage organizer. You'll never be without your essential laptop accessories with this bag! We have one new and one consignment in stock. As this bag has been discontinued, get it while it lasts!!



Classic Meets Modern...



Df

Have the best of both worlds with the classic look and feel of the F3 and FM series film cameras combined with D4 sensor technology on the inside. All this in a package the size of a D600 at half the cost of a D4.

Rediscover the simplicity of mechanical camera controls and the beauty of time-honoured AF and AI Nikkor lenses that are compatible with the new mount system on the Df body.

Read [Mike's blog](#) about his hands on experience with Nikon's newest camera.

Now in stock at Beau and available for rent in the rental department.



Beau Photo Supplies
1520 West 6th Ave.
Vancouver, BC
604.734.7771

www.beauphoto.com



beauphoto.blogspot.ca



[@beauphotostore](https://twitter.com/beauphotostore)



Beau Photo

FILM / ANALOG NEWS

Nicole L.-D

Ilford SFX200

I'm always being asked about Ilford's special effects SFX 200 ISO film. Technically speaking, it has extended red sensitivity and is meant to be used with a variety of red filters to achieve creative infrared looking photos. When I say this to some clients they look sad, after all it just caught their eye because of its mid range 200 ISO. This made me wonder, what results would I get if I just shot it without a filter as if it were ordinary 200 ISO film? I decided to experiment with the SFX – no filter - on that stunning sunny Sunday Vancouver we had last week.

When I received my rolls back from Custom Color I noticed straight away the finer looking grain of the SFX. My roll of SFX had a much different look than Ilford's standard HP5 film, which is noted for its wide exposure latitude and defined grain. Here are a few scans from the negatives. This test was not exact because we were using different cameras and a different film format, but it will give you a sense of the differences. Both negatives were scanned as positives at the

same time on an Epson Perfection V700 flatbed scanner and the same adjustments were done in Photoshop. The film seems to be quite useable without filters and could be a new favourite for anyone looking for something different.



Left: Detail of grain in the HP5 Plus. The sample size is physically the same for both films.



Right: Detail of grain in the SFX.

Below: The file was inverted and a minor change to the contrast and density was made. The left is SFX and the right is HP5 Plus.



PRESENTATION PRODUCTS

BARB B.

The Olympics are coming!

It really doesn't seem possible that 4 years have passed since Vancouver hosted the 2010 Winter Games (what a party that was!). Hopefully, Sochi will be able to overcome their last-minute hiccups and stage a successful Games. I expect to see a lot of sleepy people around, though, as it seems that many of the events will be televised while we should be sleeping.

Gung Hay Fat Choi! This year will mark the beginning of the Year of the Horse: this animal signifies surprises in adventure and romance, and people born during this year are believed to be good communicators, kind, talkative, independent, and impatient.

We've done our annual review of our warehouse inventory, and have decided to discontinue stocking some of the less popular items. If you need any of these items for your clients, it's your lucky day!! When our stock has been exhausted we'll happily special order them for you. Please remember that minimum order quantities vary by manufacturer; don't hesitate to contact me if you need any information about quantities or lead time required.

We have limited quantities remaining of the following items:

AGT

- Birth Announcements .05 ea.
- Thank You Cards (Duchess, Princess, Tara) .05 ea.
- Passport folders .05 ea.
- Remaining Deluxe Proof Folders (4x5-6, 4x5-8, 4x5-12, 5x5-8) .25 ea.
- Brown Vancouver Easels, Heritage Folders .10 -.15 ea.

TAP

- Cal Cocoa, Cal Ivory and Cal Slate folders .05 - .15 ea.
- Aspen Ebony folders (5x4, 5x5) .10 each
- Ballet Shoe, Teddy Bear, Warp Speed 75/35V Memory Mates .15 - .25 ea.

- Sonoma Deluxe Proof Boxes (holds about 200) 5.00 ea.
- Christmas Cards .50/pkg.
- Polaroid Christmas cards .10 ea.
- Proof Book Order forms .50/pkg.
- Insert pages 2.00/pkg.
- 'Embossed White' 5x5 proof books at 5.00 ea.



For those of you who have been asking, TAP Packaging Solutions has released a deluxe Digital Case for USB memory stick presentation. I've requested a sample for assessment and expect it to arrive shortly. The illustration

indicates it's a black, leather-bound, magnet closure box. The box only will be priced at \$23.75 per unit. They are also releasing boxes including sticks. The Digital Case including an 8 GB memory stick will be \$47.25, and the case with a 16 GB memory stick will be \$56.75.

If this is something you've been looking for, please let me know. I will be bringing them in as special orders while we assess interest in them.

ALBUMS

SIMON B.

Renaissance albums have not yet released the 2014 price list. We expect this to happen during February in time for **WPPI Las Vegas**.

Speaking of WPPI (Wedding and Portrait Photographers International Conference and Expo) March 3rd - 5th, 2014. Renaissance Albums will be in attendance and I will also be at their booth and would love to see all our Canadian Photographers. Please let us know if you are planning to be there and we can book an appointment albums@beauphoto.com.

KEEPING IN TOUCH

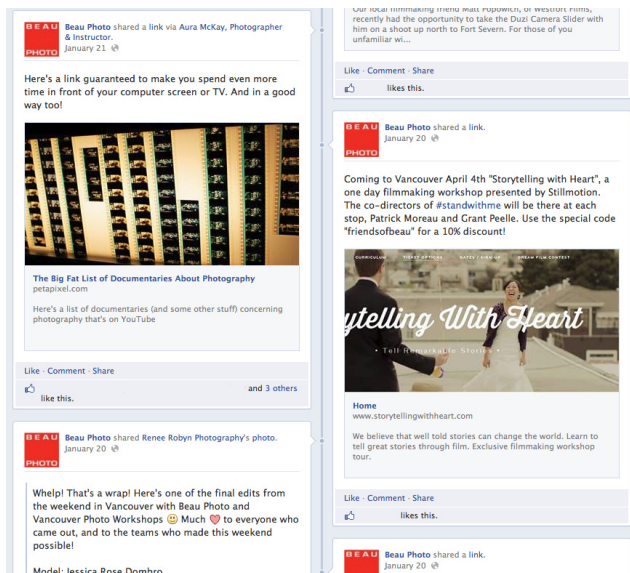
KATHY K.

Everyone seems to be using some form of social media these days and Beau Photo is no exception. It is a fun way to share photos, fun events and great deals, as well as show you some of the crazy things that go on around here. You may have noticed links to some of our social media pages in ads, but I thought I'd list them here along with some sample posts in case you thought you might want to follow us but didn't know where!



Facebook: Beau Photo

Beau now has 1263 likes and counting! We post all sorts of things here from interesting stories and information we've found on other peoples pages to photos of things going on around here and upcoming workshop announcements.



Twitter: @beauphotostore

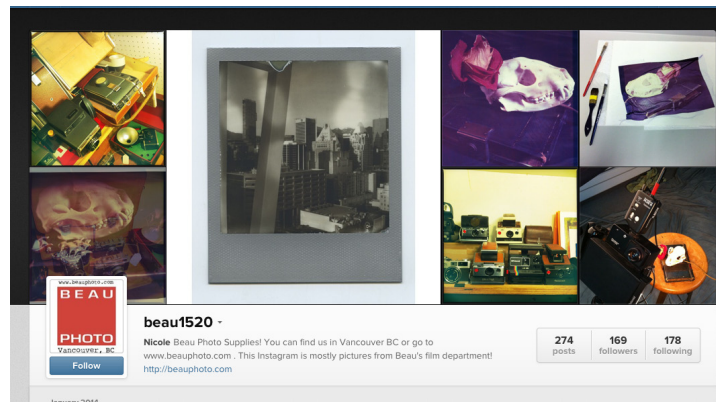
In the land of only 140 characters, we seem to find a lot to say. Twitter isn't always about what you had for breakfast, Beau uses it to announce workshops, upcoming events and important bits of news that may be of

interest to you such as a one day super sale, or that we are open in spite of the snow. Other people use it to talk about what they are up to at Beau.



Instagram: beau1520

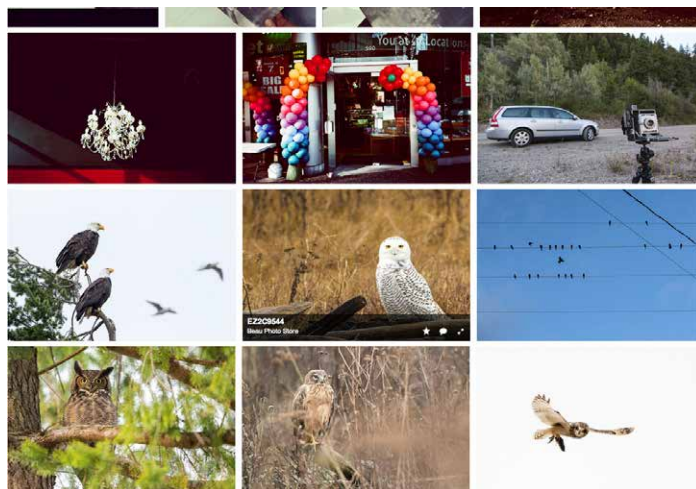
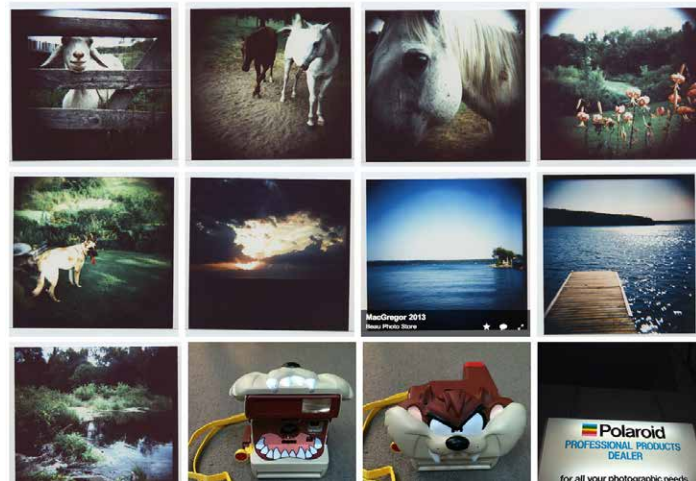

Nicole in the film department is the main Instagram user, though other staff have been known to post some of their images. Here you will find lots of image samples of different film, photos of photo projects going on around the store, and lots of other really cool images.



Flickr: Beau Photo Store

The Beau Photo Supplies photostream is the place to look for what the staff have been taking photos of recently. Jason posts some of his amazing photos of birds, Nicole shows off all the crazy films and alternative processing she's been doing, Mike shows off his latest tests, usually with a Fuji camera and other staff add as they get through editing what they've been working on. There are also some crazy photos of all of us doing fun things.


Some of Beau Photo's Flickr pages...



Have a look at these social media sites full of information and images and go ahead - follow us!



The Beau Photo Blog: beauphoto.blogspot.ca

 We use the blog to bring you detailed articles on the latest cameras and equipment we've been testing, sneak previews of cameras that Mike gets to touch and try out, rebates and deals, advice on issues that are important to your work, the most recent used equipment on the shelf, upcoming workshops, rental news, information on albums and even random things that are just plain fun.

BEAU

PHOTO

Beau Photo Supplies Inc.

The blogs of Beau Photo Supplies Inc., Vancouver's professional camera sales and rentals store.

web - www.beauphoto.com
talk- 604-734-7771
where- 1520 W. 6th Ave., Vancouver, B.C.
when- M-F 8:30am-5pm & Thurs to 7pm!

DEPARTMENT > All > Admin > Prosales > Digital > Rentals > Used Equipment > Film & Paper > Albums & Folders > Accessories

Canon

EOS 6D

- 20.2 MP fullframe CMOS sensor
- DIGIC 5+ and Full HD 24/25/30

Canon

EOS 60D

- Built-In WiFi and GPS
- Affordable fullframe at \$1,899!

Nikon

Df

\$2,999 kit

Reignite your passion for photography...
Traditional controls with D4 image quality!

Friday, January 17, 2014

Impossible Project Workshop Videos by Wayne Lam

This past week we ran a number of workshops offering photographers the use of our studio space, 8x10 camera, lights, backdrops and Kays's expert advice on shooting 8x10 Impossible Project film and making emulsion transfers. Thanks to one of our great clients, Wayne Lam from Wayne's World Studio, we now have two videos showing the processes. So for your viewing pleasure, we bring you the following "how-to" videos. (courtesy of Wayne Lam)

HOW TO SHOOT WITH 8x10 IMPOSSIBLE PROJECT FILM

Subscribe by Email

Email address

Submit

Categories

- cameras / lenses (89)
- clearance (30)
- colour management (9)
- event (35)
- freshly received (27)
- from-scratch (11)

Thursday, November 21, 2013

Hasselblad Demo Day at Beau Photo...

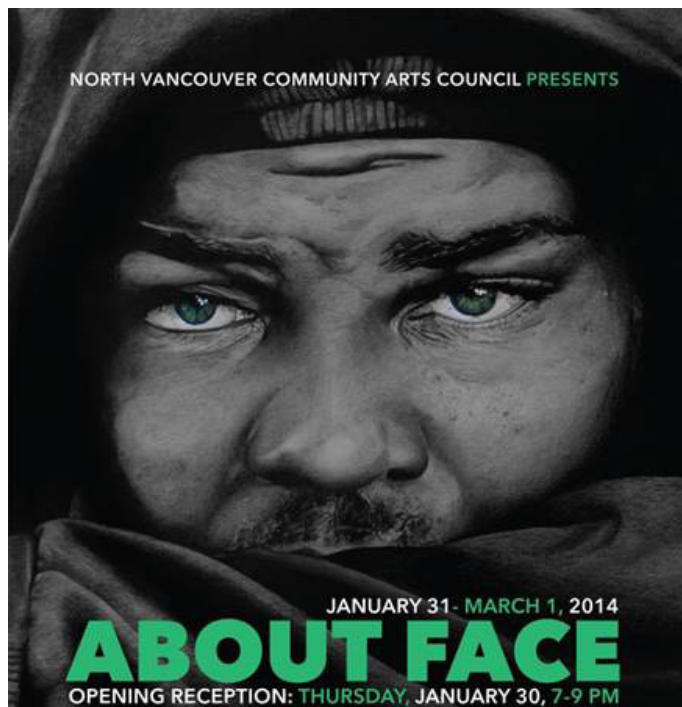


Hasselblad Demo Day

Join Hasselblad at Beau Photo for a hands-on H5D Demo Day

Come see the **Hasselblad H5D** camera system, the next evolution of the world renowned Hasselblad H System. Having the best equipment helps provide you with that competitive edge you need in today's crowded marketplace. If you have been interested in setting yourself apart from the competition, we invite you to come down and meet the Hasselblad Rep for a hands-on demo!

UPCOMING EVENTS



About Face - January 31 – March 1, 2014

Opening Reception: Thursday, January 30, 7-9pm

Exploring and celebrating the work of twenty-eight artists, this exhibition features paintings, photography and sculpture that focus solely on the human face, capturing the essence of the subject through approach and medium. The works strongly embody expressive and emotive sensibilities rendered in realistic, impressionistic and semi-abstracted styles.

Free children's workshop (ages 8+): Sat, Feb 1, 1-3pm

Children will create a semi-abstracted portrait using acrylic paints and mixed media materials like cheese cloth, newspaper and magazine clippings. The workshop is led by artist Therese Joseph.

Email to sign up - exhibitions@nvartscouncil.ca

nvartscouncil.ca/exhibitions/about-face-cityscape-community-art-space

Inspiration - April 2014

André Gallant in Vancouver and Victoria



Canada's renowned fine art photographer and presenter Andre Gallant will engage you with his informative style and introduce you to photographic concepts you may not have considered before. André's presentations are a fusion of art, ideas and humour guaranteed to enlighten and entertain you. Join André in your city and leave inspired with a new vision for your own work. Public presentations are one-day seminars. Registration is on a first come first serve basis, online only.

TICKETS AVAILABLE FOR Sunday April 6 VANCOUVER
Public Presentation with André Gallant

Cost: \$80.00 (\$70.00 for CAPA Members)

<http://capacanada.ca/presentingandregallant/>



Vancouver, BC
April 4th 2014

Storytelling with Heart is a 30-city filmmaking tour all about giving you the tools to make every story you tell a remarkable one. The tour is conducted by Stillmotion, a group of Emmy-award winning documentary filmmakers who live to tell stories that matter.

Three parts storytelling workshop. One part in-the-field shoot. Only 40 seats per city for a personal, interactive experience. These 5 ideas will change the way you tell stories right away.

- REMARKABLE STORYTELLING
- CREATE YOUR OWN REALITY
- BRING YOUR REALITY TO SET
- ATTRACT INSPIRING STORIES
- NINJA FILMMAKING

Visit the Storytelling with Heart website for more information and to register: www.storytellingwithheart.com

> Use this code at the checkout and get 10% off your registration fee: **friendsofbeau**



2014 Tour Stop:
Vancouver, Canada

Jan 31st - Feb 8, 2014

Free admission for all ages

Jack Poole Plaza at Convention Center, Vancouver BC

Open nightly – February 1 to February 8 @ Sunset

(appx. 5:30pm) - 10:00pm

Opening Night & Unveiling – January 31 @ 7:00pm - 11:00pm

A collection of the world's best action sports photography will illuminate Vancouver's Jack Poole Plaza at Convention Center West from January 31 – February 8, 2014. Showcasing the most exciting action and adventure sports photography from around the world, the Top 50 images of the 2013 Red Bull Illume contest will be on display outdoors each night after dusk on illuminated 2m x 2m light boxes.

Canada's most talented photographers received accolades at the international photography contest, including Vancouver's own Scott Serfas who won first place in the 'Illumination' category for his photo of professional snowboarder Travis Rice. B.C based photographers Jussi Grznar, Sterling Lorence and Dan Carr were also among the finalists.

The Red Bull Illume exhibit will be completely free and open to the public. An international traveling exhibit in itself, Red Bull Illume's Vancouver stop will be the only one on Canadian soil.

www.redbullillume.com/exhibition/2013/vancouver-canada.html



Presentation House Gallery

333 Chesterfield Ave, North Vancouver, BC

Dream Location

JANUARY 24 -
MARCH 16, 2014

CURATED BY
STEPHEN WADDELL

Walker Evans
Runa Islam
Ernst Ludwig Kirchner
Elad Lassry
Sigmar Polke
Gerhard Richter



Elad Lassry, Man 044, 2012, screenprint on offset print on paper, walnut frame, 36.8 x 29.2 x 3.8 cm, unique, courtesy the artist and David Kordansky Gallery, Los Angeles

Opening reception: Friday, January 24, 7 PM
Tour by curator Stephen Waddell: Sunday, January 26, 1 PM

In Dream Location, Vancouver artist Stephen Waddell proposes fresh insights into the key issues that inform photography today. He has brought into dialogue a selection of works by significant international artists who have made forays into photography to investigate the nature of depiction through camera images. Spanning the twentieth and twenty-first centuries, these analogue photographic works exemplify each artist's particular aesthetic and cross-medium sensibility.

The concept for this exhibition is inspired by Walker Evans' black and white portraits of New York City subway riders, originally published in Harper's Bazaar magazine in 1962. This series signaled his forward-looking idea about the future of photography as an art form, untethered from an obligation to address its history and documentary imperatives. The title, Dream Location, refers to his description of the subway as a space for creating a provisional artwork without the strictures of photojournalism: "it can be the dream 'location' for any portrait photographer weary of the studio and the horrors of vanity."

Not Safe to Occupy

The Illegal Grow-op Photos of Victor John Penner

Running until February 28, 2014

Gordon Smith Gallery of Canadian Art

2121 Lonsdale Avenue
North Vancouver, B.C.

This work was created during five police raids and captured on 35mm negative film using available light and while being handheld. Not Safe to Occupy is Vic Penner's first solo exhibition and was first shown at Gallery 295 as a part of the 2013 Capture Photography Festival.

