

Professional Photographers of Canada, B.C. Northern Branch Fall Seminar Salon Winner...



Azucena Rudland
Illusive Stairs



This award was presented for the first time at the Northern Branch convention in October. It was designed by Suzie Crichton and is sponsored by Beau Photo. It is awarded to the Best Overall General Submission.

Beau Newsletter - November 2013

Cinevate Sliders • Special on Dynalite Grand Box • New Rental Items (Hasselblad HD 50 and more) • The CamRanger • Fujifilm X-E2 • Sale on Canon 6D (body or bundle) • Nikon D610 review • Good Deals on Camera Bags • Exciting New Film is Here • Archival Storage for your Photographs • more...



PRO SALES

KEN S.

Special pricing on Cinevate sliders

Cinevate is one the world's best manufacturers of video rigs and sliders. Their attention to detail and willingness to listen to photographers and film/video makers has made their products the most innovative and most respected in the industry. Cinevate is used buy some of the best videographers the world over.

There are a lot of imitators out there but if you are looking for a quality made product, you need to look at Cinevate's extensive line of camera mounts and rigs. It is also important to know that they are a Canadian company that manufactures their gear "in house" in beautiful Thunder Bay, Ontario.

During November we have special pricing only on in-stock Cinevate sliders. Stock is very limited so come in right away to avoid disappointment.

Cinevate Atlas 10 with 26" rail with articulating legs

Sale \$649.95 Reg. \$778.95


Cinevate Atlas 10 36" rail

Sale \$499.95 Reg. \$684.95

Featured Product for November:

Dynalite Grand Box.

The "Grand Series" is a 16-sided softbox which is designed to offer the ultimate in soft light with consistent edge-to-edge coverage and with Duralumin rods for extra stability. Fluorescent dyes, which cause a blue color shift, have been avoided in their construction. UV coating has been employed for color consistency while special heat-resistant materials expand the capabilities of these strobe boxes to allow use of hot lights up to 650W. Waterproofing not only makes for easy maintenance, but prevents fading and



discoloration, ensuring color consistency over time. The unique shape and large surface area of these softboxes creates natural catch lights in the eyes, making them ideal for head and shoulders portraiture. All of the "Grand Series" softboxes exhibit a flattering wrap-around quality of light which increases and becomes quite dramatic in the larger sizes.

Please note you will need a "Grand Box" speedring to connect this product to your lights. Contact Ken at Prosales for current prices.

Dynalite Grand Box 90cm \$249.95

Dynalite Grand Box 120cm \$284.95

Dynalite Grand Box 180cm \$435.95

Dynalite Grand Box 200cm \$469.95

New Product:

Novoflex iFootage Mini Crane M1: Come in and check out this uber-cool crane on display now in our store. This totally portable, compact (31") and lightweight (less than 5lbs) crane is perfect for shooting weddings and remote location video.

iFootage Mini Crane M1 - \$516.95

iFootage R60 360 deg. Pan Head - \$125.95

Novoflex's attention to detail makes it stand out over other products. Whether it is their unique ideas like the Magic ball tripod head or the precision movements of their focusing racks, the quality and design are always forefront. During the month of November we are offering 20% off all Novoflex products. Come in and see for yourself why we are proud to sell Novoflex.



Big Profoto Announcement Stay tuned!

RENTAL NEWS

JASON K.

New in Rentals...

Exciting news! We have a plethora of new gear for the Beau Photo rental department this month – two new cameras, a new lens and accessories!

Hasselblad H5D-50

We have replaced our previous Hasselblad H4D-50 with the new H5D-50! This new body and 50 megapixel digital back combo offers the brightest & largest viewfinder offered on the market, an improved True Focus II, a new user interface, improved weather sealing, digital spirit level and RAW + JPEG capture. This is the ultimate studio camera! Only \$400/day



Hasselblad 50mm f3.5 HC II

To compliment our new Hasselblad H5D-50, we have also received the spectacular new Hasselblad 50mm f3.5 HC II lens. This is a moderate wide angle lens, roughly equivalent to 37mm on a 35mm full frame DSLR with low distortion, high resolution and sharp corner to corner performance. \$50/day



Nikon D610 Body

This is Nikon's newest full frame DSLR body updated with an improved shutter mechanism, faster &

quieter continuous shooting and improved white balancing. The body is now apparently weather & dust sealed on par with the D800/D800E models. \$150/day

CamRanger

The CamRanger is a stand-alone device that connects to select Canon or Nikon DSLR cameras with a provided USB cable. It creates an ad-hoc WiFi network that your device (iPad, iPhone, iPod Touch, Android, or Mac or Windows computer) can then connect to. This device allows one to wirelessly stream live view from the camera to a device up to 50m away! One can set up an intervalometer, stack focus, record movies and stills, view & set camera profiles, etc... See Mike's review below for more information. \$20/day

DIGITAL NEWS

MIKE M.

So many new things to try out!

NEW! CamRanger WiFi Remote

(introductory special: \$299. Also in rentals for \$20/day!)

Tired of expensive WiFi battery grips? What if you have two different camera bodies... well that means two different WiFi attachments than can sometimes cost upwards of \$800 each. Well, why not consider a CamRanger instead! The CamRanger is a single universal WiFi transceiver that works with almost every Nikon and Canon digital SLR body. In fact, it supports 17 different Canon DSLR bodies and 15 different Nikon ones as of this writing. The CamRanger simply plugs into the camera's USB port and then acts as a WiFi transceiver, running on its own rechargeable (and user replaceable) battery pack that typically provides 5-6 hours of usage.



You can download a free remote-control app for your iPhone, iPad, iPod Touch, Macintosh computer and recently,



The New EOS 70D body

- 20.2 megapixel APS-C CMOS sensor
- Dual-pixel CMOS phase-detect AF during live-view and movie recording
- 7 fps stills shooting
- Full HD (1920x1080) at 24, 25 and 30 fps.
- 19-point AF, all cross-type.
- 98% coverage VF with 0.95 magnification
- Single SD/SDHC/SDXC memory card slot
- Built-in WiFi
- Fully articulated, 1.04 million dot, 3" touchscreen LCD



\$1199 - body only

*price includes rebate.

Now available at Beau for sale and rental.

Check the newsletter for new and extended rebates on lenses, bodies, and accessories.



Canon Large Format Printer Deals!

Get up to a total of \$1500 off the price of a Canon large format graphics printer! An instant rebate of \$500 - \$1000 is applicable as well as an additional trade-in credit for your old printer (17" wide or larger) on some models.

Call or e-mail Mike at Beau for information.

digital@beauphoto.com

Try before you buy - rent a body or a lens and if you decide to buy one, we will credit up to two days of the rental toward your purchase.



Beau Photo Supplies
1520 West 6th Ave.
Vancouver, BC
604.734.7771

www.beauphoto.com



Visit our blog for up-to-date reviews on Canon products and information on sales and rebates. beauphoto.blogspot.ca

Keep up to date, follow us on -



@beauphotostore



Beau Photo

also for Android devices. Once you link up your controlling device to the CamRanger, a whole slew of advanced features become available. Note that you do not need to log into a WiFi access point; you can connect your controlling device directly to the CamRanger itself if you are away from any wireless networks, and solid and fast connections can be maintained out to about 150 feet. With the remote apps, you can not only control all the usual camera functions, such as ISO, shutter speed, f-stop, white-balance etc., but also see a live-view of what the camera is seeing, start and stop movie recording and, of course, shoot still frames as well.

The CamRanger remote software can also perform advanced functions such as intervalometer shooting (time-lapse), long time-exposure Bulb control, HDR bracketing and it can even assist with macro photography focus-stacking, automatically racking the camera's AF by minute increments. The app also has a "client mode" that disables camera control, so for example, you can hand your iPad to an art director and have them watch your shoot as it progresses, but not be able to accidentally interfere with your camera's operation.

The regular price of the CamRanger will be \$319 but as an introductory special for November, we are offering it at only \$299! Still not sure you want one? Well we have decided to put a CamRanger setup into our rental dept! Try it out first, and as with anything else, if you like it and buy one within 30 days, we'll take up to 2 days of rental charges off the purchase price! See a note elsewhere in this newsletter about rental rates...

For the near future, Fujifilm is continuing on with X-E1 at a lower price point, alongside the new X-E2. There are numerous rebates and lens bundles for November, for example an X-E1 kit with 18-55mm can be had for only \$999, fully \$400 less than the new X-E2 kit. You can save up to \$600 on selected lens bundles on the X-E1 and X-Pro1 as well.

Check our blog at <http://beauphoto.blogspot.ca/search/label/rebate> for all rebate information...

NEW! Fujifilm X-E2 Body (\$999 - coming late November)

A few weeks back, I had the opportunity to spend a half hour playing with a preproduction Fujifilm X-E2. As many of your know, I personally shoot with an X-E1 and I am generally a big fan when it comes to its image quality and general ergonomics. Fujifilm's lenses, in particular, are something special and many of them are the best performing lenses in their respective focal lengths that I have ever used. As far as the X-E1 body goes though, there were always a few



quirks and annoyances, as well as some slight performance issues, such as its occasionally under performing autofocus and some EVF lag in low light levels. In addition, a handful of supremely annoying behaviours, such as a continuous drive mode that not only names image files differently than shots taken in single shot mode, but also insists on grouping a sequence into a "mini movie" that plays back in rapid succession, making it awkward to actually view and edit individual frames in-camera. That is so annoying, that I avoid continuous mode like the plague! Luckily, it is not something I often need or want.

In any case, as they have proven many times over in the last few years, Fujifilm listens carefully to end user requests and feedback. The majority of the above quirks and performance issues have been more or less eliminated in the new X-E2. The reason I say "more or less" is that appears as

though some minor quirks remain, however since the camera I tested had nowhere near final firmware installed, there is a good chance there will be further tweaks and improvements before the camera starts to ship. I won't bother with a long review just yet, since it is best I do that on the final version of the camera which, most definitely, I will be buying for myself. My best friend is selling off his aging Canon DSLR system and buying my X-E1 body and 18-55mm kit zoom, so all I can say is "Fujifilm, bring on the X-E2!" For now, here is a look at a few things that I noted when handling the preproduction camera...

- Faster EVF refresh in low light, a little less laggy than the X-E1, although I never really found the X-E1 to be much of a problem that way. Apparently, the final camera will be further improved over the one I tested too.
- New, wide-screen higher-resolution LCD on the back. I suppose it is an improvement, but again, I was never too bothered by the X-E1's LCD actually.
- Slightly faster feeling AF. Now this is an area that is supposed to be more dramatically improved since the X-E2 has numerous phase-detect pixels on its revised 16MP X-Trans sensor and also runs a much faster internal processor for focusing etc. Chalk it up to pre-production firmware... my guess is that the final camera's AF will feel a great deal more responsive.
- No more View-mode button on the back - hooray! That was nearly the most useless button you could imagine and I honestly can say that once I set it properly, I never, ever have had any need or desire to change it. Thankfully, View-Mode has now been relegated to the camera's menus, and that button has now been reassigned and relabelled for the 'Q' (Quick) Menu, which is something that does get used a lot. Moving the Q button from the thumb ridge at the back of the camera has now allowed Fujifilm to divide the AE-L (auto-exposure lock) and AF-L (autofocus lock) button into two separate buttons on the X-E2. I actually think this is a huge improvement although for those who would rather have the two functions combined into one button, that will still be an option.

- It now has a continuous drive mode that behaves like every other camera out there, yay! No more mini-movies or (hopefully) goofy file names!
- Much faster and more responsive image zooming and playback. I would say that mashing down the thumb-wheel button to zoom the image to 100% is now roughly 2-3 times as fast as in the X-E1, a huge improvement when wanting to quickly check if you nailed the focus on a shot.
- No more locking out of aperture settings when focus is locked! This was a hugely annoying bug in the X-E1 and also the X-Pro1. However, it seems to be only partially fixed, since the exposure compensation dial still seems to lock, so here's hoping that the final firmware will address the last quirk there.

One annoying 'bug' (design flaw?) on the X-E1 that has not been fixed however, is the behaviour of the shutter release when maintaining a half-press. Let me explain. On virtually every AF camera out there, you can half press to lock focus, then full-press to take a photo, but if you then only release back to the half-press position, the camera will keep the focus locked. This allows you to half-press to lock focus, then reframe the shot and bang off several photos without worrying about the camera refocusing. Inexplicably, despite my own vehement feedback at this design flaw since the X100 days, as well as feedback from many others, Fujifilm seemingly has still not taken the opportunity to fix this very annoying and "non-standard" shutter release behaviour. On the X-E1, and on the preproduction X-E2, when you half-press, shoot, release back to the half-press the shoot again, the camera will attempt to reacquire focus on the next full press when you want to take another shot. Sheesh, what a pain! Luckily, they have now mostly fixed the single press AF lock behaviour, so I will patiently continue use that and wait until something is done about the shutter release behaviour..

Anyway, that's about it for my first impressions. One thing I will note, is that many of the firmware tweaks I mentioned are things that Fujifilm could implement in a future update for the existing X-E1. Obviously the speed improvements

Which will it be?

Two exciting new cameras from Fujifilm,
two very different results.

Fujifilm X-E2 digital camera.

- 16.3 MP APS-C X-Trans CMOS sensor with phase detect pixels for AF
- Wide range of superb lenses
- Smoother, faster EVF display than X-E1
- Wi-Fi image transfer
- Lightweight and compact


Still love the X-E1? See Mike's article for a list of rebates!



Fujifilm Instax Mini 90 camera. Available at Beau in November!

Create unique credit card sized prints instantly! Perfect to trade at parties or carry a picture of that special someone.

Features include self timer, bulb setting, double exposure, macro mode and more. Capture the moment and have a print to remember it by.



FUJIFILM

It's not just about black and white or colour anymore!

due to the new, faster internal processor and the on-chip phase-detect pixels that enhance AF, won't be things that can trickle down to the older body. However with Fujifilm's superb track-record, I wouldn't be too surprised if sometime in 2014, they release a major firmware update for the X-E1 that brings many of the X-E2's operational enhancements to its older brother. Just look at the huge firmware update that was released for the long discontinued X100 recently!

If past experience is any indication, I suspect the X-E2 might be a little scarce initially, so if you want to get an X-E2 body or kit for yourself, call us and we can put you on the reservation list...

NEW! Fujifilm XC 50-230mm f/4.5-6.7 OIS Zoom (\$399)

Those looking for a less expensive or lighter weight telephoto zoom for Fujifilm's X system need look no further than the new 50-230mm. Although the build quality is lightweight and "consumer oriented", with a plastic lens-mount even, this lens is remarkably sharp with a very effective image stabilizer! I managed to take a quick set of test shots with a production lens and was really surprised how good it was optically. When only 2/3 a stop down from wide-open, the lens was tack sharp throughout the entire zoom range. In the 50mm to 150mm range (approximately), it proved to be very nearly tack sharp even wide open, with only a slight improvement when stopping down by a 1/3 stop or more. The zoom and focus rings were smooth, well weighted and not too stiff either. The only drawback is the loss of the traditional aperture ring. With this lens, like any of Fujifilm's 'XC' lenses, you will need to control the aperture with the thumb-wheel on the back of your X-series body. Note that most of Fujifilm's X-series lenses are designated 'XF', which mean they have an aperture ring. Think of the 'F' in XF as meaning f-stop ring and the 'C' in XC as meaning control-wheel.

If you are planning on being a serious telephoto shooter with your X-series body, you would be advised to go with the faster, better built and optically superior XF 55-200mm

f/3.5-4.8 OIS zoom, but if your telephoto needs are likely to be more casual or if you just want to keep the size and weight of your kit down, then don't dismiss this deceptively inexpensive and lightweight telephoto zoom.

Canon EOS-6D Sale!



\$1,799 for the body, \$1,899 for the bundle

For the month of November, we are putting a great sale bundle together for the EOS-6D. The body is on sale at \$1,799 but for only \$1,899, you can get the following kit...

- EOS-6D Body (\$1,799 value)
- Lexar Pro 32GB 600x SDHC Memory Card (\$80 value)
- Lexar Pro CF/SD USB 3.0 UDMA Card Reader (\$44 value)
- extra Canon LP-E6 battery pack (\$75 value after \$20 battery rebate)
- \$100 Beau Photo rental gift certificate (use for lenses, lighting, video accessories etc.)

That is nearly \$300 in extras for only \$100 more! You can get the same bundle with the EOS-6D kit that comes with the superb new EF 24-70mm f/4L IS zoom. The regular EOS-6D kit price is on sale at \$2,999 but for \$3,099, you can get the above bundled items as well.

Besides the EOS-6D sale, there are numerous **additional rebates on most camera bodies**, for example **\$200 on EOS-1D X** and **\$100 on EOS 5D Mark III**, a large number of lenses, flash units, battery grips and batteries.

See <http://beauphoto.blogspot.ca/search/label/rebate> for details on current rebates!

NEW! Nikon D610 (\$1,999)

Nikon's D610 is a slight update to their very successful D600. There aren't too many changes, the main one being a new shutter mechanism.



Although Nikon does not admit to it, most people suspect the new shutter is there to finally eliminate the debris shedding issue the previous shutter had in some D600 bodies. Mind you, not every D600 was actually affected and many people simply progressed through the usual sequence for a digital body, from needing fairly frequent cleaning when brand new, to hardly needing any cleaning at all after several thousand frames. However there have been a few customers who had a ridiculously bad dust/debris issue that persisted well past when it should have and I am keeping my fingers crossed that the D610 will be 100% improved in that respect.

The only other changes are a faster maximum frame rate of 6 fps (was 5.5 on the D600), a quieter "quiet" shutter mode, and an enhanced auto-white-balance algorithm that give more pleasing colour under artificial lighting conditions. That is basically it. If you have a D600 and do not have any persistent dust issues, then the D610 is probably not worth upgrading to. However if you have been holding off getting a D600 due to all the reports of dust and debris from the shutter, well now may be the time to finally take the plunge. The bodies and kits are in stock at Beau!

NEW! Nikon AF-S 58mm f/1.4G ('Nocturnal') Lens \$1,649

Nikon has announced a new specialty lens, for all intents and purposes a rebirth of the classic 58mm f/1.2 Nocturnal Nikkor, released in the late 1970's. The original 58mm had specially designed aspherical elements, giving high contrast even wide open, as well as rendering point light sources as

coma-free points, even near the edges of the frame when wide open. Most other 50mm lenses of the time would look pretty darn ugly if shooting nighttime cityscapes wide open. While the reborn 58mm is only an f/1.4 and not an f/1.2, it does promise the same degree of correction and contrast for wide open night shooting. Not only that, but it has beautiful, creamy smooth bokeh for shooting portraits, far better than any of the current 50mm primes. In addition, it is also reputed to be one of the sharpest lenses made in the 50-60mm range, so a perfect pairing to get the most from your D800 or D800E. This quality does not come inexpensively, but if you are looking for the ultimate, wide-open, night shooting lens, the new AF-S 58mm f/1.4G deserves a close look! As soon as we get stock, we will be putting one in our rental dept. as well, so you'll be able to test it out for yourself.



Sample image from 58mm f1.4G lens. Courtesy of Nikon Canada.

ACCESSORIES

Meghan S.

Great Deals On Camera Bags!

If you are looking for a good deal on a camera bag, come check out the large variety of consignment bags we have currently. From ThinkTank to LowePro to Crumpler, we have a wide selection of used bags to choose from. All bags are in nice condition and have been gently used by previous photographers. If you are looking to spend a bit less but still get the long lasting quality of these well known brands come take a look at what we have in store. Here's a list of some of the of bags we have...

LowePro Classified 250 - \$110.00

This shoulder bag has a compartment for your laptop and rearrangeable padding inside to best fit your gear. It's sleek black design gives it more of an everyday look rather than looking like your average camera bag. Comes with All Weather cover and it fits over your rolling luggage bag handle.

LowePro Magnum Medium Format - \$60.00

A large, classic style shoulder bag comes with removable padded drop in lens cases and fits medium format cameras very well. It also has many exterior pockets for accessories and add-ons.



LowePro Orion Trekker Backpack - \$50.00

This classic looking LowePro backpack is great if you are a hiker who also wants to carry some camera gear. It has a large amount of general storage space in the top half that is easily accessible, and a nice padded bottom half to hold a good amount of gear.

LowePro AW – 100 Sling Backpack - \$75.00

Lightweight sling backpack that can hold a small camera body and one or two small lenses. It has side access for your gear and a compartment at the top for extras. Great day trekker bag. Good condition.

ThinkTank Urban Disguise 35 - \$90.00

Smaller shoulder bag that is taller than it is wide, making it good for a DSLR with an extra long lens. This bag also has a spot at the back for a smaller laptop, and it comes with a raincover. Very good condition.

ThinkTank Urban Disguise 50 - \$125.00

This larger version of the Urban Disguise is more of your typical shoulder bag and looks a lot like a briefcase. It has a space for a regular sized laptop and inner padding for your camera gear. It has many different pockets on the front section for various accessories, and comes with the Think Tank raincover. It also fits over your rolling luggage bag handle.



ThinkTank Airport Check In - \$90.00

A very nice shoulder bag mainly for a laptop and accessories. Lots of added pockets and comfortable shoulder strap. Great condition, and typical Think Tank quality.

Domke F-IX - \$125.00

This classic black camera bag has plenty of space with rearrangeable padding. A great shoulder bag for someone who likes that classic kit bag look and accessibility.

Crumpler Backpack – The Whickey and Cox (tan/army green) - \$120.00

This backpack has it all. It is a large sized, though very ergonomic backpack that has a great inner zippered section with padding for all your camera gear. This whole section can also be removed like a turtle shell, leaving you with a great roomy backpack for everyday use. It also comes with a padded, removable section for a large sized laptop. The zippers for entry to the main compartment are on the back, making it a great bag for traveling as it would be very difficult for anyone to steal any gear from within. Great condition.

Crumpler Backpack – Beer Back (brown/black) \$125.00

Very nice large sized backpack with front facing zippered entry. Comfortable, with lots of storage room for your hiking needs, and includes a padded, removable laptop section. Great backpack that can be used as a camera bag, but does not have individual dividers for separating gear. Very good condition & color.

**ACCESSORIES**

Simon B.


Great deals on these items:

ExpoDisc. Get a great professional white balance tool, plus get a free package of Rogue Universal Flash Gels worth \$29.95 with any ExpoDisc purchase.

ExpoDisc 82mm Natural - Sale: \$89.95 Reg. \$110.95

ExpoDisc 77mm Natural - Sale: \$75.95 Reg. \$99.95

ExpoDisc 77mm Portrait - Sale: \$75.95 Reg. \$99.95



Ray Flash – SB900. The RAY FLASH Adapter is a very affordable way to achieve a typical ringflash lighting effect. There are no electronics, no flashtubes and no cumbersome cables! It uses a clever system of acrylic light channels and reflectors to distribute the light emitted from the flash unit evenly around the large diameter of the ringflash adapter. This creates the same lighting effect normally only available from ringflash units made by studio flash equipment manufacturers, which are expensive, heavy and tethered.



**Ray Flash Ring for
Nikon SB900
Sale \$189
was \$249**



D610

- 24.3 MP FX-format CMOS sensor
- Up to 6 fps shooting speed
- Approx. 100% viewfinder
- EXPEED 3 image processing engine
- Improved, faster, quieter shutter mechanism



Rent the D610 and if you decide to buy one, we will credit up to two days of the rental toward your purchase.



Beau Photo Supplies
1520 West 6th Ave.
Vancouver, BC
604.734.7771

www.beauphoto.com

Keep up to date,
follow us on -



beauphoto.blogspot.ca



@beauphotostore



Beau Photo

FILM / ANALOG NEWS

Nicole L.-D

We Have Some Exciting New Film!



CineStill 800 ISO Tungsten C-41 film. This film is actually slightly modified Kodak Vision 3 500T 5219, which is motion picture film. CineStill 800 film is designed for difficult low light tungsten, incandescent or fluorescent light situations, with two stops of latitude.

Fuji Instax Mini Rainbow

Film has the same vibrant fine grain photos as the original Instax Mini film but with fun rainbow frames around each glossy picture. Who doesn't love rainbows?



Coming Soon to Beau Photo!

Fuji Instax Mini90 Neo Classic due for release at the end of November. Fuji's newest, fanciest instant camera is not only



a convenient size but it is now loaded with useful fun features such as bulb and double exposure modes, auto settings like kid and party, self timer, macro, and it has a built in high performance flash for low light.

IMPOSSIBLE Gold Frame

Impossible film is back and it brought with it a festive new counterpart, **Silver Frame!**

Both will be arriving in limited quantities just in time for Christmas, I will post on our facebook page as soon as it arrives.



35mm LomoChromePurple Film

is on order, set to arrive February 2014. Lomography advertises this film to be shot at either ISO 100 or 400, then simply processed in C-41.



From the two rolls I've shot, I found the first roll I took at ISO 400 and developed in C-41 was muddy looking. With

my second roll I got better results by using a yellow filter and ISO 200, then developing in C-41. This produced crisper, brighter purples.



PHOTOHAUSGALLERY &
BEAU PHOTO
present

PROJECT IMPOSSIBLE CANADA V1.0

Oct 25 - Nov 1

[OPENING RECEPTION FRIDAY OCT 25, 7 - 10PM]




October 25th was the Project Impossible show's opening night. The show had a wonderful turn out! I know we all had a great night chatting with

people about art and Impossible techniques! If you missed the opening, the show will now be up until November 5th at PhotoHaus gallery at 14 W. 7th Ave. The gallery is open Mon - Thurs 2pm - 6pm and Fri 12 - 3pm.

Congratulations to our Best in Show winner Mark Teasdale, and to the judge's choice winners and honourable mentions. Look for a full list of winners on our [Facebook page](#).

Kathy was there demonstrating the Impossible Instant Lab, which you can try in store for \$4 per photo. Or you can purchase your own box of film and use it in the store, and I will be there to help you use it.

An amazing job was done by everyone at [PhotoHaus Gallery!](#) It was great to work with them to put this show together and it was the perfect place to hang it. A big thank you to them for all of their help in setting up the show. We think this might become an annual event at the gallery so if you didn't enter this year there is always next!



Best in Show
Mark Teasdale
PX 600 film
Impossible Instant Lab



The framing was expertly done by [Framagraphic Picture Framing and Print Gallery](#). They did a great job, and give discounts to Beau Photo clients! Thanks also to Framagraphic for the donation of four frames for the winning entries.

Nicole and Kathy with the Impossible Instant Lab.



See some of the images on the Beau Photo Flickr page at [flickr.com/photos/beauphotostore](https://www.flickr.com/photos/beauphotostore)

e-mail film@beauphoto.com for any film inquiries.

Preserving Your Photographs

KATHY K.

We now carry archival storage supplies so you can safely store your photographs, papers, albums and other important objects.

These objects can evoke memories and contain history, or maybe they are images you have spent countless hours creating. They could be 100 years old, or something you printed just yesterday. They are usually the things that are most important to people if lost, so putting a little effort into storing them is worth it.

It might seem like the box your paper came in is the perfect place to keep the prints you've made, but the cardboard and adhesive used to make those boxes is full of acid and other substances that can damage your photographs over time. We all store photos in these boxes, including myself, and why not, it seems so easy and convenient. The image won't likely deteriorate over a year or two, and it might not even be noticeable for five years, but over time, the acids in the box will start to affect the image. Most of us have old family photos around and the effects can easily be seen in some of these images. They look faded or yellow, or have marks in them from being in contact with acidic paper or wood. It is worthwhile, and not expensive, to properly care for your photographs so they will be in good condition many years from now when children, grandchildren, art collectors or maybe researchers are looking at them.

Storing your photos archivally might seem complicated and expensive, but it doesn't need to be. Anything you do toward proper storage, even if it is small, will have a positive effect on the life of the print. Here are a few things that will help preserve your important images and papers for many years.

- Store boxes in a cool dry place. The basement or attic might be convenient but heat and humidity above all will cause your images to deteriorate quickly. The best storage (besides a climate controlled vault) is usually a closet that is not against an exterior wall or a heat source. Try not to



bury the boxes too deeply in the closet so they are easily accessible in case you need to save them in an emergency.

- Move photographs and papers out of acidic boxes and into archival, acid free boxes. We have several sizes available so you can make efficient use of space.



We have boxes available for flat storage up to 16x20, shoebox style for a large number of 4x5 or 4x6 photographs. Some sizes are also available in black

- Use interleaving tissue between stacked prints, especially if there is tape or writing on the back or if they are mounted. Prints and negatives can also be put into envelopes for storage. We have 4x5 acid free envelopes in stock and they are available for order up to 8x10. The 4x5 envelopes fit neatly into a shoebox style box, keeping everything safely stored, and dust and light free.



- If you have an album or oddly shaped object you need a box for, you can make one from archival corrugated board. It is easy to work with and safe for use in contact with photographic material, unlike regular brown cardboard. We also have acid free double sided tape and glue for making boxes, scrapbooks or other projects.

If you have something you need to store in a better way and aren't sure what the best solution is, come by and see us or call or email Kathy at upstairs@beauphoto.com. We would be happy to help you figure out what you need.

ALBUMS

SIMON B.

NEW Fine Art Printing!

Renaissance Albums welcomes Fine Art Printing to its collection of printing options – beautiful, vibrant colors complemented by fantastically deep blacks on the finest 100% cotton rag textured paper.

Fine Art Printing represents the highest end printing option for the Fine Art Collection. To realize this unique print quality, Renaissance Albums uses genuine Epson pigment based printing on Signature Worthy Epson Cold Press Natural Paper. We expect our BEAU Photo Sample to arrive at the End of November.

Sizes Available:

- 8×10
- 8×12/12×8
- 10×10
- 10×13/13×10
- 12×12
- 11×14/14×11

Renaissance Holiday Order Deadlines:

For delivery to Beau Photo Supplies by Monday December 23rd 2013 -

Option C (Design Service)

orders must be in house and given a FINAL approval by Friday, November 8th

Option B (Print + Bind)

orders must be in house and given a FINAL approval by Tuesday, November 12th

Option A (Bind Only)

orders must be in house by Monday, November 18th

Please call or [e-mail](#) if you have any questions about these dates.

PRESENTATION PRODUCTS

BARB B.

Whew, this year has gone fast! It seems like school just started, and we're suddenly only weeks away from most of our major deadlines for Christmas presentations!

Deadlines for folders, folios, and print presentation boxes are as follows:

TAP Packaging Solutions - November 22. If you need any help planning your purchases, information about special orders, case quantities, etc. please don't hesitate to get in touch. There's always a possibility that there will be another order past this one, but I cannot guarantee delivery before Christmas. If you've missed the deadline but need stock, please let me know, I'll contact the factory to confirm inventory levels.

AGT - the first week of December. AGT's products are all made from responsibly produced new fibre material, and they don't insist on case quantity purchases. I can special order by minimum quantities of 50 mounts.

If you're considering adding an imprint to your presentation materials, we still have time to accomplish this before the silly season descends upon us. What I need: your artwork/logo in black and white, correctly sized, with no half-tones or shading. The factory has the die made up and will send a mock-up proof for approval before the job proceeds. If their art departments need to get involved, the usual charge is about 35.00/hour. Dies are typically held at the factory for future orders. If you'd like your die returned, just let me know.

TAP's imprinting queue can be substantial at this time of the year with a possible wait time of up to 6 weeks. If imprinted TAP mounts are what you want, please let me know as soon as you can and I'll contact the factory to see what the lead times are. AGT normally requires about a week to have the die made up and a proof sent. I can usually arrange an order (from receiving your artwork to the shipment arriving at Beau) in about 3 weeks.