

SUMMER VACATION!



Image Explorations
VER 2.

July 21-25, 2013
Shawnigan Lake BC



IMAGE EXPLORATIONS
SHAWNIGAN LAKE BC



WWW.IMAGEEXPLORATIONS.COM

16 CLASSES TO CHOOSE FROM
PORTRAITURE, WEDDING, FASHION,
SOCIAL NETWORKING
PHOTOSHOP, FINE ART, BUSINESS
AND SO MUCH MORE...

IE FEATURES WORLD CLASS INSTRUCTORS
IN AN ENVIRONMENT THAT INSPIRES AND
CAPTIVATES ALL WHO ATTEND

CONTACT INFORMATION:
DON MACGREGOR
(604) 731-7225
INFO@IMAGEEXPLORATIONS.COM

WWW.IMAGEEXPLORATIONS.COM

FIVE DAYS OF PROFESSIONAL DEVELOPMENT AT ITS BEST

Escape from the distractions at home and work and join us at Image Explorations for a fun, inspiring and educational photographic retreat. Spend time in an amazing location with great instructors and fellow photographers, push your boundaries and produce some images to be proud of.

Look at the Image Explorations information inside this newsletter to find out how you could receive a \$150 tuition scholarship from Beau Photo!

Beau Newsletter - June 2013

Mola Reflectors • Summer Sales... Lots of them! • New Lower Rental Rates on Digital Backs
Backing Up Your Files While on Vacation • Diana Cameras • Recycling Fixer • Historic
Processes • New Renaissance Products and Sales on Albums • and more...



PRO SALES

KEN S.

Mola Reflectors

Mola reflectors are now being stocked at Beau Photo!

Similar to beauty dishes, Mola's unique patented designs allow you to get more work out of less light. Designed by a photographer, Mola reflectors capture and focus light with maximum efficiency. They are shaped to intercept all paths of light, no matter which direction they leave the flash tube, and redirect them toward the subject. The Mola's efficiency is equal to or better than other modified parabolic reflectors, and thanks to a specially formulated reflector coating, Mola reflectors produce light of exceptional clarity. In use, Mola reflectors provide a slight warming effect to light. Internal and external diffusers are used to modify light temperature and dampen UV light output. Different effects can be achieved by using different accessories the front diffuser in conjunction with the interior PAD or optional Opal glass, or stacking both PAD and Opal. Mola's light clarity, efficiency, outstanding light control and choice of four sizes makes Mola reflectors ideal for a wide range of photographic jobs.



We are now stocking the most popular and most portable Mola dish, the 22 inch Mola Demi with white interior along with the connectors for Profoto and Alien Bee/ White Lightning. The

larger sized Mola dishes and other connectors are available as a special order anytime.

For more information go to : <http://mola-light.com/>

Here Comes Summer Sale:

It's time to make way for new products and the best way is to clear out gear at great prices which means great savings to you. In stock items only and limited quantities available.

The RAY FLASH Adapter is a very affordable way to achieve a ringflash lighting effect normally only available to studio flash equipment users. The unique RAY FLASH Adapter was designed to be as light and as portable as possible. There are no electronics, no flashtubes and no cables. It uses a clever system of acrylic light channels and reflectors to distribute the light emitted from the flash unit evenly around the large diameter of the ringflash adapter. This creates the same lighting effect normally only available from ringflash units made by studio flash equipment. All In stock Ray flash adaptors are 25% off this month only!

Rayflash for Canon 580EX II Reg. \$249.95 Sale \$187.46

Rayflash for Nikon 900 Reg. \$249.95 Sale \$187.46

For more info go to: www.ray-flash.com/rayflash/index.php

Norman Clearance. All in stock Norman lights, packs and accessories with the exception of flash tubes are 40% off. Come in to see the remaining stock!

Blowout ! One only! **Mamiya 645 AF Kit with 80mm f/2.8 lens.** This is our in store demo that we are clearing out. Regular price is \$5695.95 **Sale \$2850.00**, almost half price! This was the "go to" camera for wedding photographers who wanted auto focus or couldn't afford Hasselblad.



RENTAL NEWS

JASON K.

Go Big!

Lower Rental Prices on Digital Backs

I am pleased to announce revised (lower) pricing on our medium format digital kits! Have you envisaged yourself making some very large or very detailed prints? The advantages of a medium format digital back compared to a 35mm based DSLR are many. The pure resolution advantage is the most obvious, but two other lesser known advantages are colour depth and a higher flash sync when using studio strobes.

While 35mm based DSLR cameras top out at 14 bit colour depth, medium format backs will shoot at 16 bits, which results in a much smoother tonal range. This is especially noticeable when shooting a blue sky – the gradations are much, much smoother. Also, when you apply a curves or levels adjustment in the image editing program of your choice, as the 16 bit file has more data to work with than a 12 or 14 bit file, there is less chance for posterization.

Medium format cameras can often shoot at higher flash sync speeds with studio strobes due to the leaf shutters common in many lenses. Instead of the usual 1/200th or 1/250th of a second, leaf shutter lenses can sync up to 1/1000th of a second. Yes, you can bypass this in 35mm DSLR systems, but the effective distance of the flash units suffer. However, the Phase One V-Grip Air allows one to shoot at flash sync speeds up to 1/1600s. This is only available for use with the Phase One kit, and has an integrated flash trigger that allows the photographer to work with all current Profoto Air flash equipment without the need for additional hardware. Adding a Profoto transceiver, the V-Grip Air allows photographers to trigger virtually all flash equipment available in the market.

Contact Jason in rentals at rentals@beauphoto.com with any inquiries or to reserve equipment.

Phase One IQ140 40MP Digital Back - \$350/day

Phase One P65+ Digital Back (coming soon – IQ260)
60MP Digital Back - \$500/day

V-Grip Air for Phase One body - \$45/day



Hasselblad H4D-50 (Coming soon – H5D-50) 50MP
Digital Back - \$400/day



Get two extra hours on weekends! You can now pick up rental equipment anytime after 12 noon on Friday and drop it off by 1pm on Monday.

ACCESSORIES

Meghan S.

drop it Modern Backdrops

Now 40% off all in stock backdrops!
(excluding consignment items)

Looking to add some creative imaging to your studio shoots? Come check out drop it Modern's unique and inspiring backdrops. We have many colours and styles to choose from, in a range of three different sizes. All on sale now!

Here's what we have in store...while stock lasts!

In Stock		WAS	NOW
----------	--	-----	-----

4.5 x 9 ft. Size:

Black Keys -	1	\$127.00	76.20
Sea Horse -	1	\$157.00	94.20
Vixen -	1	\$157.00	94.20
Greydient -	2	\$127.00	76.20
Vintage II -	2	\$157.00	94.20
Back in Black -	2	\$157.00	94.20
Poppy -	1	\$157.00	94.20

9 x 9 ft. Size:

Greydient -	2	\$267.00	160.20
Poppy -	1	\$297.00	178.20
Black Keys -	1	\$267.00	160.20
Back in Black -	1	\$297.00	178.20

9 x 12 ft. Size:

Vixen -	1	\$377.00	226.20
Poppy -	2	\$377.00	226.20
Seahorse -	1	\$377.00	226.20
Black Keys -	2	\$347.00	208.20
Greydient -	2	\$347.00	208.20



Please call or email info@beauphoto.com
for more information

D7100



- 24.1 MP DX-format CMOS sensor
- Up to 7 fps shooting speed
- Rugged weather sealed body
- 51 point AF module - 15 cross sensors



Rent the D7100 and if you decide to buy one, we will credit up to two days of the rental toward your purchase.



Beau Photo Supplies
1520 West 6th Ave.
Vancouver, BC
604.734.7771

www.beauphoto.com

Keep up to date,
follow us on -



beauphoto.blogspot.ca

[@beauphotostore](https://twitter.com/beauphotostore)

Beau Photo

DIGITAL NEWS

MIKE M.

Greetings from Flaming Gorge in southern Wyoming!

I am on my annual road trip and am camping for the night, just having spent the other day in Yellowstone National Park. Only a day? Well, the weather wasn't looking good and I decided to head south to warmer and clearer weather. I am shooting with my Nikon D800 system and downloading cards daily, so I thought I'd relate a few notes on my memory card download strategy. Also, typing on my iPad while sitting in a comfortable Helinox camping chair out in the boonies, connected to the world via AT&T's 4G network. I got a SIM card from an AT&T store and for \$30, I get 3 Gb of data anywhere! Anyway, on to the download strategy...

In my D800, I use 16GB 600x SD cards as my primary storage and a 32GB 800x CF card at the same time, set to back up my shots, should something glitch with an SD card. I generally don't shoot more than 32GB in a day, however I have a few more 8GB CF cards on hand, just in case I do, plus a few extra 16GB SD as well. Daily, I download my cards to my 13" MacBook Air. The fact that it has a built-in SD slot is the main reason why I use SD as my primary working cards. I also have two USB SD/CF readers along for redundancy, just in case my laptop SD slot were to fail.

I download images to my Lightroom library, stored on the Air's internal SSD drive. At the same time, I am backing up the download to an external 500GB USB 3.0 hard drive. That is a valuable option one has when importing into Lightroom. Once the download completes, I also copy the daily downloaded files from that 500GB drive to a second 500GB drive. That second drive always stays in my camera bag, so if my vehicle was to get broken into while I was off shooting and all my stuff was to get stolen, well at least I'll have one copy of all the images I've shot on the trip so far!

My laptop is in a locked Pelican case, which is cable locked to the spare tire bracket in the back of my car. No quick smash and grab on that, unless the thieves have a bolt cutter handy.

Once I have finished editing and working on the day's images, I also do a full backup of my Air's internal SSD to a third external 500GB drive. That drive gets stashed in a bag that says "First Aid Kit", which is hidden under my passenger seat. I'd like to think that will get left behind in the event of a break in too!

Once I safely have all the day's images on four different hard drives (can you tell I don't trust drives?) I'll then go ahead and reformat my cards for the next day of shooting.

So the you have it, a quick rundown of my travel image backup strategy. I have been using this method, more or less, for quite a few years now and have never lost a single image. I did have a drive start flaking out on a trip once, and at that point I brought another drive into service. Yes, indeed I also have two additional 500GB drives along as spares, should that happen!

Since I have been away for a little while and not accessing work emails, I will have to leave any specials, sales or announcements to my colleague Ken! I'll pretty much be back from my trip once the June newsletter goes out, so see you all soon...



Canon

Just in time for summer - rebates for the month of June on many Canon bodies and lenses.

EOS 5D
Mark III



5D Mk III
\$200 rebate



24-70 2.8L II
\$80 rebate



EOS 7D
\$150 rebate



430EXII
\$30 rebate



70-200 f4L IS
\$150 rebate

Try before you buy - rent a body or a lens and if you decide to buy one, we will credit up to two days of the rental toward your purchase.

PIXMA PRO-1

- 12 archival pigment inks in large 36ml ink tanks
- 5 monochrome inks
- wide-gamut / superb B&W
- Chroma gloss optimizer that can be selectively applied to the print
- no waste when switching from matte to photo black ink
- 14" wide, 13x19 borderless printing



Prints not matching your monitor?

- calibrate your display with an Xrite or Datacolor device
- make sure your images look good on your screen after calibration
- ensure you have the correct ICC profile for your paper
- use correct colour-management settings when you print
- remember that a printed page may never match a monitor exactly



Beau Photo Supplies
1520 West 6th Ave.
Vancouver, BC
604.734.7771

www.beauphoto.com

Keep up to date, follow us on -



@beauphotostore



Beau Photo



Visit our blog for up-to-date reviews on Canon products and information on sales and rebates. beauphoto.blogspot.ca



FILM / ANALOG NEWS

Nicole L.-D

Diana Cameras • Recycling Fixer Historic Processes

With summer just around the corner, check out the Diana camera series from Lomography. The Diana is available in three different formats: the Diana F+ (120 size), the Diana Mini (35mm) and the Diana Baby (110 size). There's a Diana camera for every adventure!

The **Diana F+** is the biggest of the three and uses 120 film. Its soft focus lens and vignetting square format photos create a nostalgic feel.

The **Diana Mini** is pocket size, taking 35mm film. It's the most economical of the three giving you the option of shooting 36 square format pictures or 72 half frame pictures all on one 35mm roll!

The cutest is the **Diana Baby**, essentially the teeniest Lomography camera being produced. Load it up with 110 film and it is virtually the size of a spy cam. Disguise it as a key chain or toy making it easier to take a more natural portrait of your child or cat. They'll be totally unaware there's a camera pointed at them!

My favorite feature of the Diana cameras are their ability to take multiple exposures. There's nothing like a multiple exposure to enhance the dreaminess of a summer afternoon. All three cameras have flash capabilities to keep you shooting long into the night! Flashes can be bought separately or in kits

Diana F+ -	\$49.50
Diana + Flash Kit -	\$93.50
Diana Mini -	\$59.50
Diana Mini Flash Kit -	\$105.00 *
Diana Baby 110 -	\$44.95
Diana Flash -	\$59.50

*special order only



Image from the Diana F+



Try finding yourself some expired film and let the experimenting begin!



Take half frames with your Diana Mini and get 72 photos per roll!



The Diana mini with a flash.



Use flash with any of the Diana cameras to light those summer sun back lit photos.



Try multiple exposing on any of your Diana cameras to achieve a dreamy feeling in your pictures.

Recycling Fixer.

Used fixer should never be dumped down the drain, the silver content in it can have a harmful effect on our environment. Photographic waste containing greater than 5 ppm of silver is considered hazardous waste and prohibited from entering the sewer system. Silver, if introduced to the water system, is toxic to fish, disturbs the bacterial activity necessary for cleaning sewage, and contributes to antibiotic resistance, among other issues.

What to do with your used fixer...

Instead of dumping your used photographic fixer down your own sink, take it to Custom Color Professional Imaging Lab on 1123 Venables Street. They'd be happy to dispose of it in an environmentally safe manner free of charge. You can also bring your jug of used fixer by Beau and we will dump it in a tank to be sent to Custom Colour. **Fixer only please! Do not mix it with other chemicals.** If you are doing silver based historic processes you can also save your first rinse water to be recycled as it will often contain quite a bit of silver. Please keep the volume of water to a minimum on the first rinse if you are bringing it for recycling to save space.

Historic Process Kits at Beau.

We carry a variety of kits that make trying these beautiful historic processes easy. Most are UV sensitive contact printing processes that require a negative of the same size as the desired final print. You can make your own by printing on Pictorico transparency film (available in 8.5x11 and 13x19 at Beau) in your inkjet printer. You can also place objects and smaller negatives together to create a collage type of image. No enlarger required! Call or come in to see what you might like to experiment with.

Cyanotype produces a pale white contact image on a blue background or a blue contact image on a white background depending on the negative used. There is a traditional style Cyanotype kit which is very simple, you can use it virtually anywhere there's sunlight. The new version cyanotype kit is a little more involved, but it has a longer shelf life, exposes faster and prints on a wider variety of paper with a wider tonal range. Cyanotype is the easiest of the processes to try,

and is a good one to start with if you have not done any historic processes before.

The **Kallitype** is a silver based process that will produce sepia images. Variations toward blue, brown, burgundy and black are also possible depending on the developer formula used. Deep shadows and a good range of midtones are possible with this process.

VanDyke Brown is a silver based process similar to Kallitype but it uses a different chemical to make the emulsion light sensitive. There are also differences in the processing after the print is exposed. Van Dyke brown can produce a rich brown image on watercolour paper, and like Cyanotype, it is an easy process to start out with.

The **Gum Bichromate** process is a non silver printing technique that uses watercolour pigments to produce the colours and tones. Because of this, a wide range of image colours are possible, and using cyan, magenta and yellow pigments, with corresponding colour separation negatives will produce full colour images. Gum Prints tend to have a softer, more delicate appearance.

Salted Paper is one of the earliest photographic processes, introduced in 1839 by William Henry Fox Talbot who is considered one of the inventors of photography (the other process introduced in the same year was the Daguerreotype). It is silver based and produces sepia/brown images. If you want to get back to the roots of photography, this is the process to try out.

Here are some links to check out for more information on these and other historic processes. There are many other webpages out there dedicated to keeping these processes alive and well. Do a search on the specific process you are interested in and you will have more than enough reading!

Christopher James - www.christopherjames-studio.com

Alternative Photography - www.alternativephotography.com

Mike Ware - www.mikeware.co.uk

Historic Process Kits at Beau

Formulary Classic Cyanotype Kit	28.65
Formulary New Cyanotype Kit	28.65
Formulary Classic Gum Bichromate Kit	60.18
Formulary Kallitype Printing Kit	80.25
Formulary Van Dyke Brn Printing Kit	67.35
Formulary Printing-Out Process Kit (Salted paper)	87.41

Call or e-mail if there is something specific you are looking for: film@beauphoto.com



See some of the images staff have been producing on the Beau Photo Flickr page at flickr.com/photos/beauphotostore

Spring Cleaning at Beau...

We have been doing a lot of organising here at Beau to make some room for new products we will be bringing in, and we have found a lot of stock that could use clearing out. This means that there are some great deals for you on things like albums and folders, inkjet paper, Lensbabies, finishing sprays (with many other creative possibilities), camera straps, presentation products, toy cameras and tons of other fun things! This special pricing is only for stock on hand and once it is sold out, it's gone!

There are far too many to list here so follow this link and look through the spreadsheets to find out if there is anything for you. New items are being brought out as we find



them so stop by often to see what's new.

We can ship anywhere so shop away, give us a call, and we can put something in the mail for you.

www.beauphoto.com/2013clearance/2013clearance.html

...and Spring Cleaning Leads To Garage Sales!

We are also cleaning the upstairs storage area, and for anyone who has been in there before, you know it is full of stuff! Some will say it's all just junk, but there are some great treasures, and hey, it is a garage sale after all! We think there is a little something for everyone.

The big garage sale will happen in early September, and we will tell



you more about it as the date approaches. It will be extended store wide, with each department featuring sale items, including any clearance items that we still have left. Stay tuned for details.

Fusion Door Prize Winners!

First off, a huge thanks again to all our sponsors for their continued support of Fusion – Vancouver's annual trade show of gear and techniques for the DSLR videographer. Without their support, we wouldn't be able to put on such a great event every year.

The winners are:

B. Kelly	Lensbaby Spark
W. Perrin	Lowepro Sling 180AW
H. Allen	Lowepro 400AW
M. Ayabi	Think Tank Retrospective 10
S. Magro	GoPro Hero 3
S. Sohn	Nanuk 910 Case
S. Ward	Nikon COOLPIX P7700
J. Puddifoot	Capture One Pro 7 software
P. Santos	Capture One Pro 7 software
J. McQuarrie	Capture One Pro 7 software
T. Davies	Rogue Starter Lighting Kit
N. Every	Rogue Starter Lighting Kit
K. Paul	Rogue Starter Lighting Kit

Congratulations to everyone!



LENSBABY®



ALBUMS

SIMON B.

New Renaissance Products

ROMA FOLIO -

A contemporary self-mount Folio featuring full-page re-positionable adhesive and square corners. These are available as a stock item at BEAU Photo and can be immediately shipped. They are also available as a custom book with a choice of cover combinations.






ROMA FOLIO 8×8 with 3 – 5×7 mats included \$15.75

If you have any questions or just fancy a chat please get in touch, albums@beauphoto.com

Huge Savings! Limited quantities while stock lasts.



LIBRARY ALBUM

- Experience the sophistication and timeless quality of our most popular album line. The Library Album is an elegant book that features durable bound pages with beautifully gilded edges.

		Reg.	SALE
	Shantung Black Silk		
	LIBLG-SS1-12BBSQ---- LARGE ----12 pg	\$180	\$90
	Luxesuede Black		
	LIBLG-LX1-12BSSQ ---- LARGE ----12 pg	\$180	\$90
	Madison NL – Embossed Black		
	LIB91-18BS-EM ---- LARGE ----18 pg	\$171.15	\$115.50
	LIB91-24BS-EM ---- LARGE ----24 pg	\$196.35	\$150.16

MILANO ALBUM

- Revel in the ultimate marriage of elegance and versatility. Milano Albums offer the refined style of a set capacity book with the flexibility and convenience of removable pages.

		Reg.	SALE
	Madison NL - Matte Black		
	MIL91M-SQ-12--- LARGE	\$72.97	\$52.49
	MIL91M-SQ-15 ---LARGE	\$72.97	\$52.49
	Madison NL -Black		
	MIL91SQ-15 ---LARGE	\$72.97	\$52.49

PRESENTATION PRODUCTS

BARB B.

One thing that surprises many of our clients is that WE STOCK BATTERIES (primarily the Varta brand, because we think they're really good) to power your equipment.

We've got batteries for your old Polaroid Land Cameras (both the 3V and the 4.5V), AA and AAA's; CR123A and CR2's (both single and double pack); CRP-2 and 2CR5's; 9V's; PX 27's (Silver Oxide-this one's rare), PX28's, 76's & 625's, and the CR2025, 2032 and 2450's.

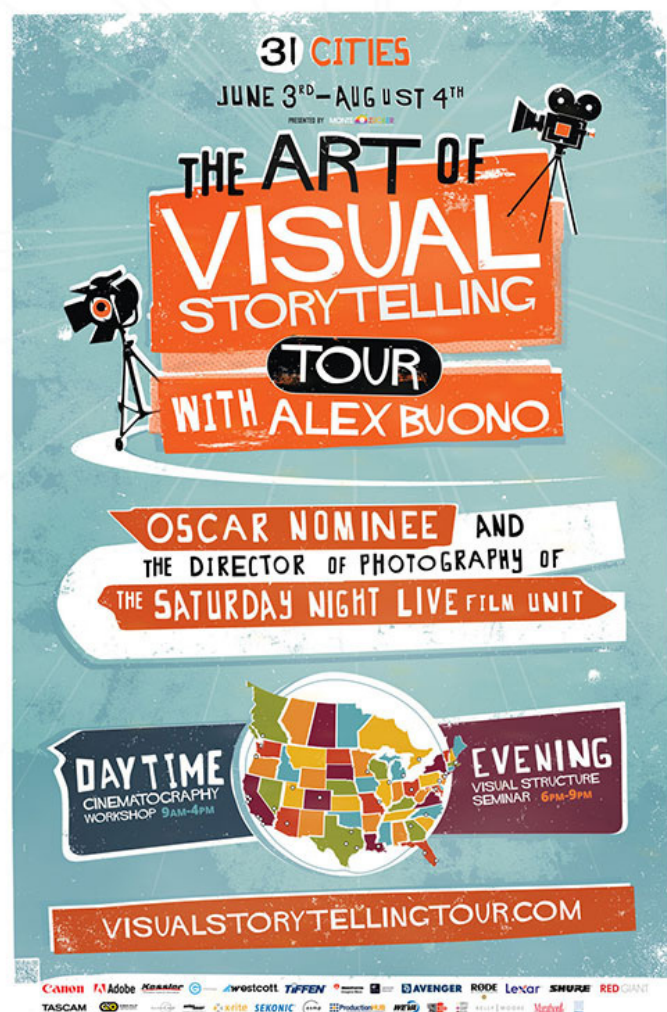
Volume prices are available!

Contact me: barb@beauphoto.com for prices.

Please check your calendar for upcoming projects. If you need presentation items, I'd really appreciate it if you'd let me know as soon as possible. I normally need about 4 to 5 weeks to organize an imprinted folder order (depending on which manufacturer is used), allowing time for die creation and for waiting in the print queue while avoiding rush charges. If you have any questions about who might be the better manufacturer for your job, I'd be happy to offer an opinion. Let me know your presentation date, how many mounts you'll need, whether they need to be stamped or not, and if the die is on hand or needs to be created. I'll let you know if it's possible to do that for you.

We're blowing out some lesser-used folders and discontinued albums to free up space for new stuff in the warehouse. If you're thinking about 'classic' presentation items, drop by and check out the clearance items on display, or let me know what you are hoping for? Supplies are limited, but if you're trying to match a previous presentation, I'll see what I can do!

UPCOMING EVENTS



Alex Buono's Visual Storytelling Tour will be in Vancouver on **Friday August 2nd!**

THE VISUAL STORYTELLING TOUR delivers an intense educational overview of the artistic elements and core principles of cinematography. Taught by Oscar nominee and Director of Photography of the Saturday Night Live Film Unit, Alex Buono, this all-day class features training that will dramatically increase the impact of your films.

Register online at www.visualstorytellingtour.com and use the promo code **AVSBEAU** to receive a \$30 discount on the evening seminar.

IMAGE EXPLORATIONS

July 21 - 25, 2013

Image Explorations is a refreshing approach to personal growth and professional development in the photographic industry. Modeled after the highly successful "Texas School", Image Explorations gives you the opportunity to glean real life knowledge, tips and ideas from top International photographic instructors. The venue, Shawnigan Lake school, is exceptional. There is nowhere else to go... EVERYONE hangs together, EVERYONE shop talks around the lake, the fireplace, O'Shanigans etc. We all know that the social activities are equally important and the parties are always first class. This summer... go back in time... WOODSTOCK, and to top that off there will be a live band.

The week is mixed with lectures, demonstrations and sessions with models. Classes start on Sunday afternoon (July 21) and finish on Thursday morning (July 25).

For 2013, the majority of classes are split from Sunday to Tuesday and Tuesday to Thursday. Students register for their instructor(s) using the class codes provided. Classes begin at 8:30 am and continue through the day with some optional evening sessions. Each evening will feature a sponsored all-school social activity and "Marion Hall" will be the evening gathering place for sharing the day's experiences and ideas.

Beau Photo will be there with a mini Beau shop! We are on hand to answer questions about the equipment and techniques that your classes may have brought up. We have a rental loan cupboard with some great lenses and bodies that Canon, Nikon and Jason from our rental department have let us use especially for this event to make sure all of the attendees have a chance to try out some new gear. And there are always some fun impromptu workshops and demonstrations that we suddenly decide might be fun! It is always a fun week for us because we get to see people learn new skills and get really excited about taking pictures.

2013 Course & Instructor List

Celebrity Style Imaging

Bry Cox

Photography for Profit

Cris & Deanna Duncan

Family Portraiture

Don MacGregor

The Best of Both Worlds

Mary Fisk-Taylor & Jamie Hayes

Taking Your Creative Vision to the Next Level

Joel Grimes

Newborns, Maternity and Children

Julia Radlick Kelleher

Sales and ProSelect

Julia Radlick Kelleher

Boudoir, Bold and Beautiful

Kay Eskridge

Keeping a Client for Life

Kay Eskridge

Marketing Principles for Photographers

Sharmila Singh

Photoshop & Composites

Richard Sturdevant

Lightroom & Painting

Suzette Allen

Photoshop Retouching

Suzette Allen

Landscape Photography

Michael and Tina Timmons

Off Camera Flash

Mike Fulton & Cody Clinton

Workshops have limited enrollment so make sure you register early to ensure you get the one you really want!

Receive a tuition scholarship for \$150 from Beau Photo, no high school transcripts required to apply! Simply click on [this link](#) and enter your name and information by Thursday June 13th. We will draw names on Friday June 14th and notify the winners immediately.

**** Please note that the scholarships can only be applied to new registrations.****