

The hills of Palouse ©Jason Kazuta

## Beau Newsletter - July 2013

Upcoming Workshops • Sales on Sekonic L-358, Tokina Lenses, Nikon Lenses • Kata Bags • Image Explorations • New Body from Fuji • Panasonic and Olympus Sale • Jason's Holiday Adventures • Shooting Impossible Film in the Summer • Renaissance Albums Road Trip



## PRO SALES

KEN S.

### August Workshop

The workshop I've been waiting all year for is almost here! **"The Art of Visual Story Telling with Alex Buono"** on **August 2nd** is going to be a great event. This workshop and seminar will be a fantastic opportunity to learn about creating video from Alex Buono, the young and creative Oscar nominee and Director of Photography of the TV show "Saturday Night Live". See more information and a link to the website on the next page.

If you attend this workshop you will learn about advanced techniques for lighting, lens selection, blocking, camera movement, audio for DSLR and video, workflow, camera settings, visual structure and much more. **There is a special deal for the first 30 people who sign up, with preferred seating and a cool T-shirt.** As an extra bonus, you will also have an opportunity to assist Alex on stage if you want to. All attendees will be entered into a draw for a private lunch time portfolio review with Alex, and they will even buy your lunch. So don't forget your laptop and a demo reel of your work.

**Use the special Beau Photo promo code to save \$\$\$\$ when you register: AVSBEAU**

### Pocket Wizard Deal.

Purchase 2 Pocket Wizard Plus III's or 2 Pocket Wizard Plus X's during the month of July and get a free G-wiz Squared bag - a \$30.00 value!

### Sekonic L-358 FlashMaster on clearance

Regularly priced at \$359.95, this meter is now on clearance for only \$279.95 to make way for new products. That does not make this meter outdated, it is still one of the best flash meters around. The Sekonic L-358 is loaded



with features. It displays an f-stop range of f/1.0 to f/90.9, and a shutter speed range of 30-minutes to 1/8000th of a second (1/1000th in flash mode), both of which can be displayed in full-, half-, and third-stop intervals to mirror your camera's exposure display. Check out some of the Sekonic FlashMaster L-358 features here -

[www.sekonic.com/products/l-358/features.aspx#7](http://www.sekonic.com/products/l-358/features.aspx#7)

The Sekonic L-358 Flash Master comes with a 1-year warranty.

### Lower Prices on Tokina Lenses

**Tokina 11-16 f/2.8 lens AFVII PRO DX** - Nikon or Canon. Originally \$925.00, the **new lower price is \$749.95**

The **Tokina 11-16mm f/2.8**

**lens AFVII PRO DX** is a compact, lightweight ultra wide-angle zoom that has a constant F/2.8 aperture making viewing and auto focus possible in low light situations. As well, it is a very sharp lens that has impressed even the most critical photographers. This



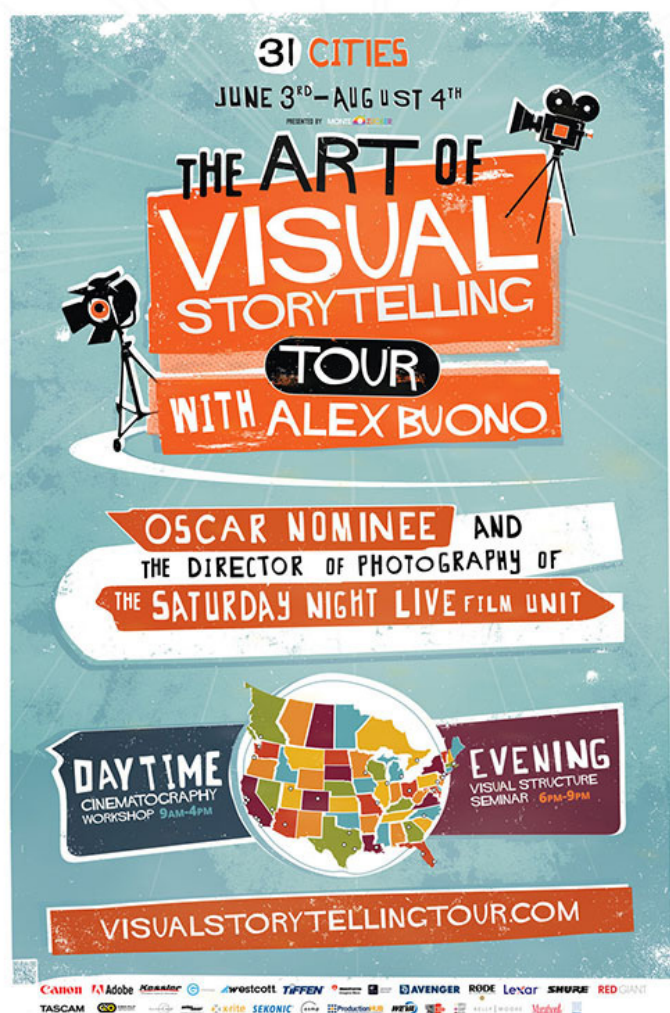
lens is a slight improvement on the previous model with the main update to the Nikon mount with an internal silent focusing motor to allow the lens to auto focus on Nikon bodies that do not have an AF drive gear and motor. There have also been some adjustments made to the coating for slightly improved optical performance. This is a great wide angle zoom to add to your kit.

### Nikon Lens Sale:

**AF-SVR 16-35mm f/4G ED Sale \$1169.00** (reg. \$1319.00)

**AF-S 24-70mm f/2.8G ED Sale \$1569.00** (reg. \$1719.00)

\*Limited quantities, in stock items only!



Alex Buono's Visual Storytelling Tour will be in Vancouver on **Friday August 2nd!**

THE VISUAL STORYTELLING TOUR delivers an intense educational overview of the artistic elements and core principles of cinematography. Taught by Oscar nominee and Director of Photography of the Saturday Night Live Film Unit, Alex Buono, this all-day class features training that will dramatically increase the impact of your films.

Register online at [www.visualstorytellingtour.com](http://www.visualstorytellingtour.com) and use the promo code **AVSBEAU** to receive a \$30 discount on the evening seminar.

## ACCESSORIES

Meghan S.

### KATA 3-N-1 Backpack/Sling Bags

If you're looking to get out and hit the trails this summer with your gear we have a great line of KATA backpack options to choose from. KATA makes a versatile 3 in 1 backpack in various sizes, making it perfect for all adventurers.

#### One Bag – 3 Ways!

The great part about the KATA 3-N-1 backpack is its versatility. With 3 different ways to wear one, it allows for easy adaptability to suit your needs.

You can wear it in the **traditional backpack style** with both straps. Or you have the option to **wear the bag as a sling** over one shoulder and across your chest, which provides quick access to the side compartment for a 'fast draw'. The 3rd option is to **wear the straps criss-crossed across the front**, for the extra stability and mobility of the backpack position but still allowing for quick draw with the simple release of one of the straps, quickly turning it into a sling. With straps that snap, you can switch back and forth between these options quickly and easily!





## Traveling This Summer?

If it's far off distant adventures you seek that require an extra bit of traveling, the 3-N-I Sling series are also made to slip over trolley handles, so your backpack can roll along with your airport luggage. An all weather cover is also included to help provide an extra water resistant layer for those wet summer days.

## Different Sizes to Suit Your Gear

### 3-N-I 10

The 3-N-I 10 has room for a DSLR body with a mid-range zoom lens attached, 1-2 lenses, a flash, various accessories and personal items. Its main body has re-positionable segments to arrange your gear to suit your needs and an open top portion for extra accessories or personal items like a snack, gloves, or jacket.

**SALE! \$65.00** Reg. \$81.95

### 3-N-I 20

If you have more gear you like to carry with you, perhaps a few extra lens options, then the 3-N-I 20 might be your bag. With room for a DSLR with battery pack and mid-range zoom lens attached, plus 3-4 lenses, flash and personal belongings the 20 gives you extra room without much extra weight or bulky size. **SALE \$89.95** Reg. \$101.95

### 3-N-I 33

The 3-N-I 33 allows you to carry your DSLR with battery pack and large zoom lens attached, with extra room for 5-6 other lenses and a flash.

Please call or email [info@beauphoto.com](mailto:info@beauphoto.com)  
for more information

The large top compartment has extra pockets for added accessories or personal belongings like an MP3 player. An added bonus with this bag is the padded laptop compartment to securely carry your up to 15.4 inch laptop or netbook with you. The 33 also has extra outer pockets for quick access to necessary accessories. **SALE \$134.95** Reg. \$148.95



Lightweight  
Protection



### 3-N-I 10

Sale priced at  
only \$65.00



### 3-N-I 33

Sale \$134.95

\* Sale pricing  
on in stock  
bags only.

## IMAGE EXPLORATIONS

July 21 - 25, 2013

**Image Explorations** is a refreshing approach to personal growth and professional development in the photographic industry. Modeled after the highly successful "Texas School", Image Explorations gives you the opportunity to glean real life knowledge, tips and ideas from top International photographic instructors. The venue, Shawnigan Lake school, is exceptional. There is nowhere else to go... EVERYONE hangs together, EVERYONE shop talks around the lake, the fireplace, O'Shanigans etc. We all know that the social activities are equally important and the parties are always first class. This summer... go back in time... WOODSTOCK, and to top that off there will be a live band.

The week is mixed with lectures, demonstrations and sessions with models. Classes start on Sunday afternoon (July 21) and finish on Thursday morning (July 25). Classes begin at 8:30 am and continue through the day with some optional evening sessions. Each evening will feature a sponsored all-school social activity and "Marion Hall" will be the evening gathering place for sharing the day's experiences and ideas.

**Beau Photo will be there with a mini Beau shop!** We are on hand to answer questions about the equipment and techniques that your classes may have brought up. We have a rental loan cupboard with some great lenses and bodies that Canon, Nikon and Jason from our rental department have let us use especially for this event to make sure all of the attendees have a chance to try out some new gear. And there are always some fun impromptu workshops and demonstrations that we suddenly decide might be fun! It is always a fun week for us because we get to see people learn new skills and get really excited about taking pictures.

[www.imageexplorations.com](http://www.imageexplorations.com)

## 2013 Course & Instructor List

**Celebrity Style Imaging**  
Bry Cox

**Photography for Profit**  
Cris & Deanna Duncan

**Family Portraiture**  
Don MacGregor

**The Best of Both Worlds**  
Mary Fisk-Taylor & Jamie Hayes

**Taking Your Creative Vision to the Next Level**  
Joel Grimes

**Newborns, Maternity and Children**  
Julia Radlick Kelleher

**Sales and ProSelect**  
Julia Radlick Kelleher

**Boudoir, Bold and Beautiful**  
Kay Eskridge

**Keeping a Client for Life**  
Kay Eskridge

**Marketing Principles for Photographers**  
Sharmila Singh

**Photoshop & Composites**  
Richard Sturdevant

**Lightroom & Painting**  
Suzette Allen

**Photoshop Retouching**  
Suzette Allen

**Landscape Photography**  
Michael and Tina Timmons

**Off Camera Flash**  
Mike Fulton & Cody Clinton



Photos © Image Explorations





# D7100



- 24.1 MP DX-format CMOS sensor
- Up to 7 fps shooting speed
- Rugged weather sealed body
- 51 point AF module - 15 cross sensors



Rent the D7100 and if you decide to buy one, we will credit up to two days of the rental toward your purchase.



Beau Photo Supplies  
1520 West 6th Ave.  
Vancouver, BC  
604.734.7771

[www.beauphoto.com](http://www.beauphoto.com)

Keep up to date,  
follow us on -



[beauphoto.blogspot.ca](http://beauphoto.blogspot.ca)

[@beauphotostore](https://twitter.com/beauphotostore)

Beau Photo

## DIGITAL NEWS

MIKE M.

### Fujifilm Announcements!

#### X-M1 body, 16-50mm zoom and 27mm prime

Fujifilm announced several new products at the end of June. First up is the **Fujifilm X-M1 body** that will be quite inexpensive: only \$699 for the body and an amazing \$799 for the kit with the new XF 16-50mm f/3.5-5.6 OIS zoom.

This body is targeted directly at consumers with its smaller design, tilting rear LCD and lack of any sort of eye-level viewfinder. That's right, the X-M1 is like an oversized (but not by much) P&S, but one that can take any of Fujifilm's XF mount lenses. Size-wise, the X-M1 looks to be just about as compact as Fujifilm's X20, and it has a much smaller sensor. The good news is that despite its consumer aspirations, it still sports the same excellent X-Trans sensor that the X-E1 and X-Pro1 bodies do and based on its specifications, it should perform equally well in most areas of focus speed and accuracy, shooting speed and general perfor-



**X-M1**

mance. Note that I am going out on a limb here a little as I have not seen or handled even an X-M1 prototype as of this writing. The ergonomics of the camera have changed quite substantially since there is now a more conventional "PASM" mode dial and instead of a traditional shutter speed dial, there are now two control wheels. Depending on which mode you are in, each wheel will control either shutter speed, f-stop or exposure compensation. This is a bit of a departure from previous XF mount bodies, however the implementation looks to be well thought out and virtually every other mirrorless or DSLR body works in a similar fashion with two control wheels, so it should be quite familiar to most.

You might be wondering why the X-M1 has two control wheels instead of one, since after all, only the shutter speed dial was lost on the body? Well the other two lenses that were announced also unfortunately lack an aperture ring so having two controls is necessary. I will go over the two lenses in a moment but you might be wondering how those lenses will be used on an X-Pro1 or X-E1? Well there was a firmware update announced for the previous X bodies that will enable aperture setting with the rear control dial. Nice!

The two new lenses are the kit lens, the **XF 16-50mm f/3.5-5.6 OIS stabilized zoom** which for the moment will not be available for purchase by itself. For an extra \$100 though, it is quite the kit lens bargain! The second announced lens is available for purchase separately, the new **XF 27mm f/2.8 "pancake" prime**, selling for \$449. At only 23mm thick, it is so slim as to not actually have room for both an aperture ring and a decently sized manual focus ring, so Fujifilm left off the aperture ring. With the firmware updates, you will be able to control the aperture with the rear control wheel on all existing bodies. Slap this new 27mm on either an X-M1 or an X-E1, and you'll have an extremely portable camera that will likely fit nicely into



a coat pocket! I have seen some images samples from the new 27mm, and it looks superb. Look for a full report on this lens some time down the road.

One significant new feature that the X-M1 has, which the X-E1 and X-Pro1 don't, is focus peaking. This can greatly aid focusing the camera manually, where you get a bright shimmering highlight around the highest contrast edges on the LCD preview image, quickly showing you what parts of the image are sharp and what parts are not. However those with existing Fuji bodies shouldn't feel too left out since Fuji has announced that in late July, there will be a firmware update to enable this feature on X-E1 and X-Pro1 bodies!

### Fujifilm Cameras Price Drop

As of June 28th, all existing X mount bodies and kits have dropped \$100 in price. In addition, there is a \$100 rebate on the X-E1 kits for July and also some X-Pro1 lens bundles which can save you \$300! Here are the sales and new prices...



**X-Pro1 Body - \$1,199**

**X-E1 Body - \$899**

**X-E1 kit with 18-55mm zoom - \$1,199**

**X-Pro1 bundle with 18-55mm zoom - \$1,599**

**X-Pro1 bundle with 18mm f/2 or 35mm f/1.4 - \$1,499**

### Panasonic and Olympus Mirrorless Sale

Looking for a small, light, high quality travel camera system that gives you high image quality and lens flexibility? Well of course there are the Fujifilm X mount bodies as detailed above, but Panasonic also makes some excellent Micro-4/3 bodies and both Panasonic and Olympus have some excellent lenses too. For July, we have a selection



of mirrorless bodies and lenses on sale as follows...

**Panasonic GH3 body - \$1,099 (save \$150)**

**Panasonic G5 body - \$499 (save \$190)**

**Panasonic GX1 body - \$399 (save \$170)**

**Panasonic LVF2 (EVF for GX1) - \$189 (save \$40)**

**Panasonic 45-200mm f/4-5.6 OIS - \$310 (save \$60)**

**Panasonic 20mm f/1.7 pancake - \$399 (save \$80)**

**Panasonic (Leica) 25mm f/1.4 - \$530 (save \$70)**

**Olympus 45mm f/1.8**

**\$359 (save \$40)**



**Olympus 75mm f/1.8**

**\$799 (save \$70)**



The Panasonic Micro-4/3 bodies listed above have essentially the same image quality as most larger APS-C bodies and indeed, when it comes to useable dynamic range, they can actually be better than some of their larger cousins! High ISO shooting on those is decent too and at most, you might be losing a stop or so of clean high ISO. For the Fujifilm cameras, the high ISO quality and dynamic range is actually better than many full-frame DSLRs! Focusing is very fast, particularly on the Panasonic bodies and they are superb for HD video, especially the GH3 which is actually better than most DSLRs that way. Many of the lenses are exceptional as well, especially the primes that we have on sale, and give you tack-sharp, professional results optically. If you want a no-compromise compact system for travel, then there are many good options to choose from these days!

### WACOM Clearance!

**Intuos 4 Large - \$369**

**Save \$170 - one only!**







# Canon

New rebates for the month of July! Save on many Canon bodies and lenses.

**EOS 5D**  
Mark III



5D Mk III  
\$200 rebate



24-70 2.8L II  
\$150 rebate



**EOS 7D**  
\$100 rebate



600 EX-RT  
\$50 rebate



70-200 f4L IS  
\$80 rebate

Try before you buy - rent a body or a lens and if you decide to buy one, we will credit up to two days of the rental toward your purchase.

## PIXMA PRO-1

- 12 archival pigment inks in large 36ml ink tanks
- 5 monochrome inks
- wide-gamut / superb B&W
- Chroma gloss optimizer that can be selectively applied to the print
- no waste when switching from matte to photo black ink
- 14" wide, 13x19 borderless printing



Prints not matching your monitor?

- calibrate your display with an Xrite or Datacolor device
- make sure your images look good on your screen after calibration
- ensure you have the correct ICC profile for your paper
- use correct colour-management settings when you print
- remember that a printed page may never match a monitor exactly



Beau Photo Supplies  
1520 West 6th Ave.  
Vancouver, BC  
604.734.7771

[www.beauphoto.com](http://www.beauphoto.com)

Keep up to date, follow us on -



@beauphotostore



Beau Photo



Visit our blog for up-to-date reviews on Canon products and information on sales and rebates. [beauphoto.blogspot.ca](http://beauphoto.blogspot.ca)

## RENTAL NEWS

JASON K.

### Road Trip...

As some of you may have noticed last month, I was away for a week and a half on holiday. I spent four days in the Palouse area of southeastern Washington State photographing like the proverbial madman. I took my Canon DSLR with multiple lenses, a film SLR with two lenses loaded with the classic Kodak HIE (High Speed Infrared) film, a Polaroid 600 camera, and finally, my Crown Graphic 4x5 camera with film holders loaded with Fuji Velvia 50, oh and of course my iPhone5!

For those of you who do not know the Palouse area, it is a roughly 4,000 sq mile area that mostly encompasses the southeastern area of Washington State, and parts of Oregon & Idaho. This vast area of low rolling hills is comprised mostly of wheat and legume farms, and is very picturesque....it would often take two to three times longer than the GPS ETA as we kept stopping and shooting! The best time of the year to go to the Palouse is late May to late June, as that is when the wheat fields are a beautiful green and the canola fields are a bright yellow from the blooms.

The best time of day to take photos in the Palouse are very early in the morning and mid to late afternoon. We would leave our hotel before dawn, shoot during the morning, head back to the hotel for an noon-time siesta, and head out again in the afternoon. Even though it was exhausting, the results speak for themselves!

I would recommend staying in the town of Colfax, as it is quite central, although the town of Pullman about 20 minutes south has more amenities. We stayed at the Holiday Inn Express (comfy beds!) in Pullman this year, but next year I will be staying in Colfax, which has a Best Western.

The air is filled with a very fine dust, and if you go off the beaten path on the numerous gravel roads in the region (highly recommended!), the dust has a way of working its way into your car even if you have an in-cabin air filter in some vehicles. My car was fine (yay, Volvo!), but with some cars, it can work its way around the seals in your HVAC system. Keep your HVAC system on recirculate! It will help you keep the dust out of your camera equipment as well. The advantage of this fine dust though, are the spectacular sunsets that can be seen, especially from high vantage points like Steptoe Butte, about 20 minutes north of Colfax.

After a difficult goodbye, we had to leave the Palouse for home, and we came home by heading west on Interstate 84 in Oregon and spending a few days in Cannon Beach, the city of Seaside and Astoria on the Oregon coast. Yes, a pilgrimage was made to the Goonies house in Astoria! We finally made our way home via Interstate 5 with a small detour to the Johnson Ridge Observatory at Mount St. Helens and Pike Place Market in Seattle. All in all, it was a great road trip through some fantastic areas of the USA. I would highly recommend a trip to the Palouse for anyone interested in landscape photography.



All Images © Jason Kazuta



All Images © Jason Kazuta



## Get \$100 off of your next Joker rental!

The next time you rent Jokers from us, K5600 Lighting will take care of the first \$100 of your bill. Visit the link to get the coupon, which must be presented before the rental to qualify. Ask us for details. [www.k5600.com/rental](http://www.k5600.com/rental)

## Fuji Instax

Due to popular demand by some wedding photographers and some brides, I have just put in some Fujifilm Instax cameras into our instant film camera pool. The Fuji Instax cameras will give you a 4"x2.5" print, great for group shots. Film is available from our film department for \$22.38 for a 20 pack (2 packs of 10 exposures). **\$15/day**

Contact Jason in rentals at [rentals@beauphoto.com](mailto:rentals@beauphoto.com) with any inquiries or to reserve equipment.



## FILM / ANALOG NEWS

Nicole L.-D

### Tips for Impossible Summer Shooting

Looking forward to a summer of fun in the sun? Well here are a few suggestions for shooting Impossible's Color Protection Film in the summer heat.

First things first- keeping your film cool. If it is really hot out, consider carrying around a small freezer pack with you in your bag or purse. Be sure to keep the freezer pack in a bag with a towel so nothing else gets damp, and leave your purse or bag open slightly, after all its meant to keep your film cool not freezing! If you are in a really extreme climate use a proper padded camera bag, that way it will be insulated as well as cool and your ice pack will last much longer.

The color protection film does have a protective layer against light built into it (blue layer) to prevent fogging after the picture is ejected from the camera. However, if the sun is blazing down on your photo, the built in protection layer may not be enough and it may shift the color in the image, making it appear less realistic. If this is something you'd like to experiment with, then that's great, experimenting with temperature could give your photos unique color shifts. But if its not your thing, be sure to shield the film as soon as it comes out of the camera! Something I like to do is keep the box with me when I'm shooting and put the photos directly into it as they come out of the camera. That way they will not get physically damaged, and they're in the dark!

These suggestions could be used when dealing with all light sensitive materials and camera related equipment, whether it's film, chemicals, paper or cameras. Heat damage can cause light sensitive materials to fog or the color to shift. Cameras and equipment can also be adversely affected by extreme heat. A good rule to follow is to not leave your film and equipment where you wouldn't leave your kid.

e-mail [film@beauphoto.com](mailto:film@beauphoto.com) for more information.

**flickr**

See some of the images staff have been producing on the Beau Photo Flickr page at [flickr.com/photos/beauphotostore](http://flickr.com/photos/beauphotostore)



Colour protection film shot and ejected in the shade.



Colour protection film shot in direct sunlight, the sun hitting the film as it is ejected,

Impossible Project's Limited Edition, **American Woods Frame** is perfect for adding nostalgia to any photo!



### Looking for some instant fun this summer?

Try **renting a Fuji Instax camera** from Beau for \$15/day.

Rent it from us on a Friday at 12pm, return it before 1pm on Monday and pay only one day for the whole weekend!

The Fuji Instax is lots of fun at parties, picnics and weddings. Set up an instant photo booth and use felt pens to personalize each photo, perfect for instant art collaborations!



## ALBUMS

SIMON B.

### Renaissance Road Trip to Vancouver Island

Wedding time has arrived! It's the perfect time to check out all the great new features on many of the Renaissance Albums and refresh your memory with what is new and available for 2013 / 2014.

Our new sample arrivals include: full Highline cover, Essex book with photo cover and the BE-Book guest book.

We'll be attending **Image Explorations on Vancouver Island July 21st - 24th** with many of these new album products. If you're planning a drive near Shawnigan

Lake during that time, we would love to see you. We'll also have a Beau mini-store there as well with all sorts of gear and accessories. **Request your guest pass by email [albums@beauphoto.com](mailto:albums@beauphoto.com)**



## PRESENTATION PRODUCTS

BARB B.

Happy Canada Day. (or, as I said when I was a much younger person, Happy Dominion Day!) I hope you have a wonderful long weekend and celebrate appropriately. Fly your flag and wear red!

Beau Photo's garage sale is just around the corner and some of the clearance items are already on display. We have a selection of slow moving items on hand that we're clearing out of the warehouse to make room for new stock. If you've got some older presentation items that you'd like to use but need a few extras for, let us know. Prices are excellent.




Recently, we've had some requests for special orders with very tight deadlines. We're very happy to place these orders for you, we often have very good results on short notice and our manufacturers do their best to be accommodating. However, sometimes there are unavoidable circumstances that cause delays. Please remember that we ask for 4 or 5 weeks lead time to ensure we have enough time to include your requests with our standard orders. We may need to source replacements for discontinued items or order imprinting dies, and we want to avoid having to apply 'rush' freight charges to your bill. As well, please remember that once your specially ordered goods leave the factory they are yours.

If you have events on your horizon and you need assistance to set up a timeline, don't hesitate to contact Beau with your questions and we'll help you research and plan. Specially imprinted items are often delayed by artwork issues, so it's important to give us as large a cushion as you can.

## Huge Savings! Limited quantities while stock lasts.



### LIBRARY ALBUM

- Experience the sophistication and timeless quality of our most popular album line. The Library Album is an elegant book that features durable bound pages with beautifully gilded edges.

		Reg.	SALE
	<b>Shantung Black Silk</b>		
	LIBLG-SS1-12BBSQ---- LARGE ----12 pg	\$180	<b>\$90</b>
	<b>Luxesuede Black</b>		
	LIBLG-LX1-12BSSQ ---- LARGE ----12 pg	\$180	<b>\$90</b>
	<b>Madison NL – Embossed Black</b>		
	LIB91-18BS-EM ---- LARGE ----18 pg	\$171.15	<b>\$115.50</b>
	LIB91-24BS-EM ---- LARGE ----24 pg	\$196.35	<b>\$150.16</b>

### MILANO ALBUM

- Revel in the ultimate marriage of elegance and versatility. Milano Albums offer the refined style of a set capacity book with the flexibility and convenience of removable pages.

		Reg.	SALE
	<b>Madison NL - Matte Black</b>		
	MIL91M-SQ-12--- LARGE	\$72.97	<b>\$52.49</b>
	MIL91M-SQ-15 ---LARGE	\$72.97	<b>\$52.49</b>
	<b>Madison NL -Black</b>		
	MIL91SQ-15 ---LARGE	\$72.97	<b>\$52.49</b>