

# February 2026 Newsletter



© Jason Kazuta

Jason goes  
out in the fog...  
Read more  
inside!

**BEAU**  
**PHOTO**

Calibrating your monitor • New Profoto LED monolights in sales and rentals! • Sales on Canon, Nikon and Manfrotto Backdrop scratch and dent sale • Choosing a camera bag 20% off ThnkTank, Tenba • Flic Ultrapan 100 film • More...

**Beau Photo Supplies • 1401 W. 8th Ave • Vancouver, BC**  
**[www.beauphoto.com](http://www.beauphoto.com) • 604.734.7771**



Beau Photo



beauphotostore



## Good Luck Meghan!

We are saying farewell and best of luck to our general manager, Meghan! Meghan has been at Beau for 13 years in a few different roles, and I'm sure many of you have gotten used seeing her face around the store. Her presence will be missed here but she will always be part of the Beau family. We wish you all the best on your future endeavors!

This month we are also welcoming our new general manager, Alex who will be taking over Meghan's role. He's excited to join the team and is looking forward to getting to know all of you!

## And All The Best to Grace!

As some of you know, my time at Beau is coming to an end soon. The last two years here have been full of learning, creating, and getting to know all of you, the community that makes Beau, Beau.



I thought I knew a lot about cameras when I started here, but the amount I have since learned has proved that wrong. I have loved working with the Beau team and being able to get creative with videos and product photography for our social media channels. Here are a few of my favourites!



I will miss working with my fellow Beau staff and seeing so many of our regular customers, but I will be continuing on my photography journey and will not be a stranger around the store. Until we meet again, Grace.

# Digital

## Mike M.

### Why should I calibrate my monitor?



I was recently corresponding with a customer about monitor calibration and thought it would be useful to go over the reasons why this is a pretty important task when it comes to your long term workflow.

The vast majority of computer and laptop displays, even expensive ones, are not all that accurate when it comes to displaying images. For sure, some are better than others, but I have yet to see one that didn't benefit from calibration. Even displays that are quite well calibrated from the factory will generally be too bright, too contrasty and a bit too blue, often having a white point between 6500K and

7500K. I usually recommend calibrating a display around 5000K to 5500K, since that is generally the best white point for visualizing what an accurately printed result will look like, a print where you've used a high-end photo printer with a paper that has an associated calibration profile for the specific model of printer you are using. If you have a high-end hardware calibrated display, then usually using 5000K will give the best match to a print, but with regular displays, that sometimes ends up looking to warm (too yellow) and a better result might be at a slightly cooler (bluer) colour temperature like 5500K. I once had a secondary inexpensive display as a second monitor, to go along with my high end NEC SpectraView hardware calibrated display, and in order to visually match the NEC at 5000K as far as neutral tones, the cheaper display needed to be calibrated to 5350K.

The reason I generally recommend working on images as though they were going to be printed since a print with a colour balance that's slightly off is far more obvious than when viewed on a display that's slightly off. One reason for that is that usually a print will have a white border and your brain latches onto that as a neutral reference, so if the print is a bit off, we can see it right away. We had a customer come in once who had prepared dozens of images for printing on our

self-serve printing station, but unfortunately all the images were prepared on a laptop without a calibrated display. The customer tried printing one or two, only to realize how far off they were and this was confirmed when the images were opened on our printing station computer, which had been calibrated and thus essentially matched the prints. In the end, the customer bought a monitor calibrator and then came back a week later to do the printing after readjusting all the images.

You've probably experienced that your camera might not always capture the scene as expected either, and if dealing with film, your scanner also might not. When it comes to digital cameras, many people set their cameras to auto-white-balance (myself included) and sometimes the auto-WB just doesn't quite nail the colour, so some images need to be tweaked. However unless your monitor is calibrated, how do you know how much they need to be adjusted?

Lastly, if you publish a website with a portfolio of images, and have potential clients looking at your work, especially if they are commercial clients working in advertising who are likely using high-end calibrated displays themselves, then it will be advantageous to have good looking images with accurate colour, especially when it comes to skin-tones. You want to make a good impression after all!

In a nutshell, having a display that is too bright can mislead you into producing images that are actually too dark, having a display that is too cool (blue) can mislead you into making an image that is too warm (yellow) and having a display that has too much contrast can mislead you into producing an image that is too flat. In other words, you will always tend to adjust an image in the direction opposite that of a miscalibrated display when compared to a properly calibrated one. So, as you can see, monitor calibration is pretty much essential to a professional photographic workflow!

Feel free to give us a call, or send an email - [digital@beauphoto.com](mailto:digital@beauphoto.com) - if you have any questions, or to discuss various display calibration options to purchase. We are also happy to provide personalized advice on the best settings to use after you've bought a calibrator from us.



Calibrite Display Pro HL - \$457.95

Calibrite Display Plus HL - \$500.95



datacolor Spyder - \$239

datacolor Spyder Pro - \$379

FUJIFILM








X-E5



FUJIFILM X-E5  
**Classic  
Creativity**



SCAN FOR MORE  
PRODUCT DETAILS

-  **CLASSIC STYLE, ULTIMATE FLEXIBILITY**  
ICONIC X100VI LOOKS, WITH THE FLEXIBILITY OF INTERCHANGEABLE LENSES
-  **DIAL IN YOUR OWN LOOK**  
CUSTOMIZABLE FILM SIMULATION DIAL LETS YOU ACCESS YOUR OWN RECIPES
-  **CUTTING EDGE QUALITY**  
40.2-MEGAPIXEL SENSOR WITH DIGITAL TELECONVERTER OPTION
-  **ALL-NEW XF23MM LENS**  
LIGHTWEIGHT PANCAKE LENS EXCLUSIVELY AVAILABLE AS PART OF KIT\*
-  **REFINED RANGEFINDER-STYLE DESIGN**  
BEAUTIFULLY MACHINED ALUMINUM TOP-PLATE WITH OFFSET VIEWFINDER
-  **CREATE WITH CONFIDENCE**  
UP TO SEVEN STOPS OF IN-BODY IMAGE STABILIZATION
-  **FULLY FEATURED VIEWFINDER**  
ELECTRONIC VIEWFINDER WITH MULTIPLE VIEWING MODES

\*XF23mmF2.8 R WR available individually from December 17, 2025

Photo © 2025 Nima Zadrafi  
Shown with XF23mmF2.8 R WR Pancake Lens (sold separately or as a kit).

BEAU

PHOTO

Focus on your creativity with FUJIFILM X-E5 digital camera. This latest update to the rangefinder-styled X-E lineup combines cutting-edge tech with a classic look inspired by the iconic FUJIFILM X100VI. It features multiple firsts for the series, including in-body image stabilization, a machined aluminum top-plate and a customizable Film Simulation dial. Add the flexibility of interchangeable lenses and you have a portable powerhouse, ready to create wherever you go.

Order your X-E5 at Beau Photo Supplies today!

# Deals and Rebates for February

See the full list of rebates on our website -

<https://www.beauphoto.com/ongoing-rebates-canfujnikson>

## Canon

Canon has some new rebates that are running from January 30th to February 19th, 2026.

Here are just a few...

# Canon



EOS R5 Mark II - \$5,299  
(reg. \$5,899)



EOS R8 Kit w/24-50mm STN  
\$2,199 (reg. \$2,399)



RF 24-105mm f/4L IS  
\$1,799 (reg. \$1,899)



PRO-310 Printer - \$1,099 (reg. \$1,249)



## Nikon

Nikon has some great new rebates once again after a month off.

These started on January 30th and run until February 26th, 2026.

Here are a few...



Z5 Body - \$1,299  
(reg. \$1,799)



Z8 Body - \$4,699  
(reg. \$5,399)



Z7 II Body - \$2,399  
(reg. \$3,499)



Z 35mm f/1.2 VR S  
\$3,099 (reg. \$3,799)

Sony has a large number of rebates that kick in mid-February, so please see our rebate blog posting for updates:

<https://www.beauphoto.com/ongoing-rebates-canfujnikson/>

**Nikon**

*Savings*  
up to **\$1100**

**WINTER**  
*Sales Event*



## Products on Promo

Z 9	NIKKOR Z 20mm f/1.8 S	NIKKOR Z 400mm f/2.8 TC VR S
Z 8	NIKKOR Z 24mm f/1.8 S	NIKKOR Z 400mm f/4.5 VR S
Z 7II	NIKKOR Z 26mm f/2.8	NIKKOR Z 600mm f/4 TC VR S
Z f	NIKKOR Z 28mm f/2.8	NIKKOR Z 600mm f/6.3 VR S
Z f	NIKKOR Z 35mm f/1.2 VR S	NIKKOR Z 800mm f/6.3 VR S
Z6III	NIKKOR Z 35mm f/1.4	NIKKOR Z 14-24mm/2.8
Z 6II	NIKKOR Z 35mm f/1.8 S	NIKKOR Z 14-30mm f/4S
Z5II	NIKKOR Z 40mm f/2	NIKKOR Z 17-28mm f/2.8
Z 5	NIKKOR Z 50mm/1.2	NIKKOR Z 24-70mm f/4 S
Z fc	NIKKOR Z 50mm f/1.4	NIKKOR Z 24-120mm f/4 S
Z50II	NIKKOR Z 50mm f/1.8 S	NIKKOR Z 24-200mm f/4-6.3 VR
Z 30	NIKKOR Z MC 50mm f/2.8	NIKKOR Z 28-75mm f/2.8
	NIKKOR Z 85mm f/1.2 S	NIKKOR Z 28-135mm f/4 PZ
D850	NIKKOR Z 85mm f/1.8 S	NIKKOR Z 28-400mm f/4-8 VR
D780	NIKKOR Z MC 105mm f/2.8	NIKKOR Z 70-180mm f/2.8
D7500	NIKKOR Z 135mm f/1.8 S Plena	NIKKOR Z 100-400mm f/4.5-5.6 VR S
		NIKKOR Z 180-600mm f/5.6-6.3 VR
		NIKKOR Z DX 24mm f/1.7
		NIKKOR Z DX 12-28mm f/3.5-5.6 PZ VR

**BEAU**  
**PHOTO**

Take advantage of Nikon's **Winter Sales Event** at Beau Photo from January 30th to February 26th, 2026.

# Lighting and Studio

Ken S.

## Chicago 2.0 – What's new and exciting from Profoto!



Profoto L600 series  
of LED monolights

To continue on from my last blog post as promised, I thought I would share some news about the amazing new Profoto LED lights that I learned about at the training I attended in Chicago. You know it wasn't all eating, jazz and baseball. Profoto has recently entered into the realm of producing LED lights. One might say they are a little late to the game, and there is some truth to that, but you have to remember Profoto was onboard with continuous lighting with their Pro Tungsten lights many years ago. So not really a new player, but they avoided jumping in before they could offer something uniquely different, as well as something better.

Back in June 2024 at Cine Gear Expo, Profoto announced their first LED light – the L1600. In keeping up with changing technology, Profoto has now updated this to the [Profoto L1600D mono LED](#). This is a powerhouse of light that offers speed of use thanks to the unparalleled power to weight ratio using Profoto's unique patent-pending cooling technology HydroCTech. Similar to the L1600D, Profoto has recently brought out two more compact models – the [L600D](#) and [L600C](#). These are built and designed for professionals who demand powerful output and impeccable light quality without compromising on size, as well as speed of use. The L600D and L600C are also in [our rental pool](#) for you to try out or try before you buy!

Continue reading about the new Profoto LED lights here:

<https://www.beauphoto.com/chicago-2-0-whats-new-and-exciting-from-profoto>

Limited time only

# \$700 off

## Profoto Pro-B3 and Pro-D3

For a limited time, creators receive \$700 off the Profoto Pro-B3 or Profoto Pro-D3 – two high-performance flashes trusted by professionals for demanding workflows.

The Pro-D3, available in 750 Ws and 1250 Ws, is built for high-production environments, delivering speed, consistency, and flawless results with every shot. The Pro-B3 offers 750 Ws of battery-powered flash, designed for tough locations and fast-moving shoots where portability matters.

Ask your sales professional for details.

 **Profoto**<sup>®</sup>  
The light shaping company<sup>™</sup>



\*Offer valid until April 30, 2026 or while supplies last.

# Manfrotto Carbon Fiber Tripod Sale

There is not a lot on sale from Manfrotto this month but what's here is significant! Here are a few of the really great deals...

**Until February 12th!**




Manfrotto 190CXPRO4 4  
section Carbon Fiber tripod  
Sale \$549.95 Reg. \$750.95  
Save \$201.00



Manfrotto 055CXPRO4 4  
section Carbon Fiber tripod  
Sale \$729.95 Reg. \$850.95  
Save \$121.00

Manfrotto Befree  
Advanced AS twist  
Carbon Fiber tripod

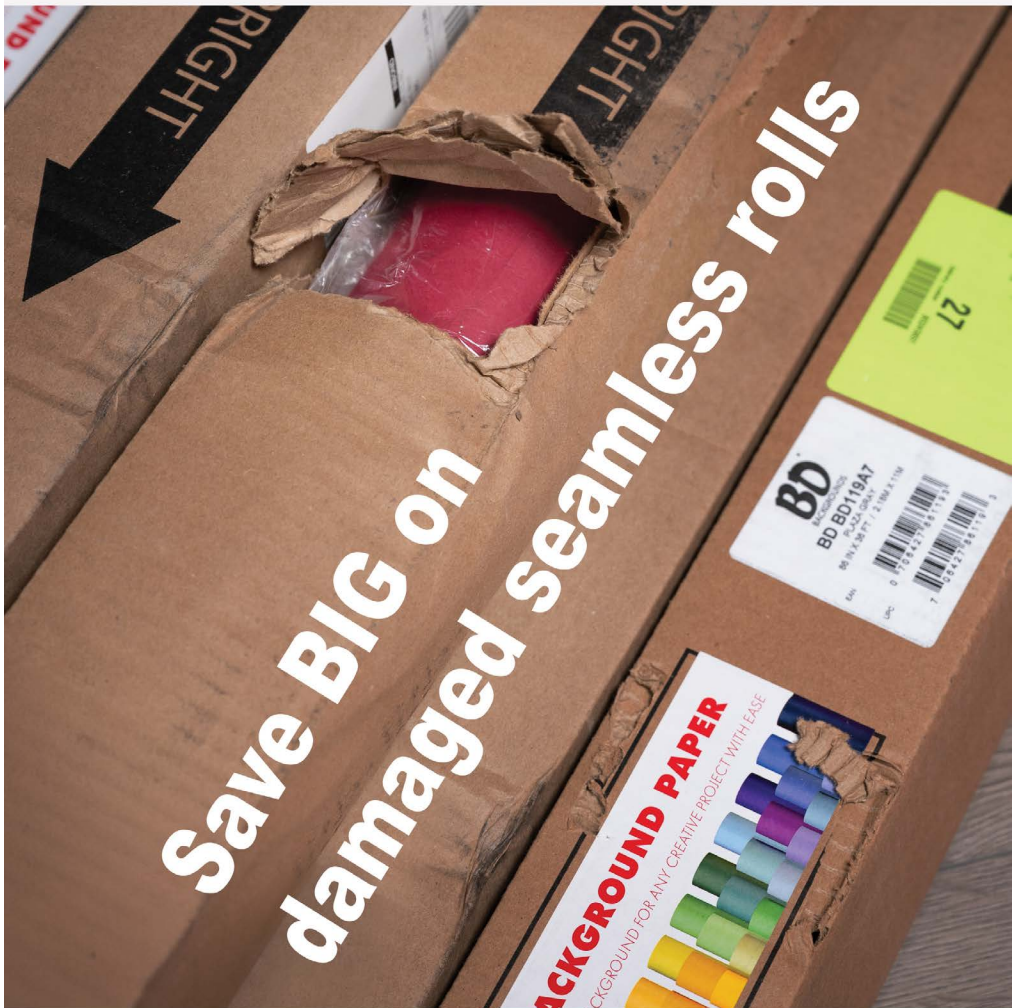
Sale \$349.95 Reg.  
\$429.95  
Save \$80



Manfrotto 055CXPRO3  
3 section Carbon Fiber tripod  
Sale \$699.95 Reg. \$825.95  
Save \$126.00

More specials in store!

# BIG Backdrop Sale!



## Rescue a wounded backdrop!

### Scratch and Dent Sale on Seamless Backdrops

We have received a few damaged rolls of seamless backdrops and now it's time to clear them out and for you to save! We have assorted colours and sizes - too many to list here so come by and see what's available.

**For the month of February take another 30% off the already discounted prices. Please note: This is not on consignment rolls... but to be fair we will take 15% off all consignment rolls of seamless.**

# Rentals

Jason K.

## New Profoto in Rentals


Profoto has introduced a couple of innovative new 600W LED heads recently, and guess what? We have them in our rental pool now!

The Profoto L600C & L600D are extremely high quality RGB LED monolights with some innovative features to distinguish themselves from their competitors. As you may know, Profoto has been a very well respected manufacturer of strobe lights for the past 50 years, and they have now dipped their toes into the high end continuous lighting world. Yes, they did try their hand with continuous lights about 10 years ago with their tungsten and HMI lights, but this is a bigger step, going after the cinema crowd.



### Profoto L600C LED Monolight

The L600C is the world's first RGBWW LED light, delivering precise CCT control between 2000K~15,000K and a CRI of 97 or TLCI or 99. The L600C also provides 16 million different colours and over 350 pre-set gel effects from LEE & ROSCO filters - no more clipping gels in front of your lights! All of this is wirelessly controllable from your iPhone, iPad or Mac with the Profoto Control app!



### Profoto L600D LED Monolight

The Profoto L600D is physically and functionally identical to the aforementioned L600C, but is daylight only (5600K), and is about a stop brighter at full power.

### Some common features shared between the L600C & L600D:

- There are flexible connectivity features via built in DMX, Timo-Two CRMX, Bluetooth and Profoto Air remotes. Not only is it a constant light, both lights can

briefly pulse the LEDs and act like a strobe with full TTL & HSS flash capabilities with Profoto remotes!

- Native Profoto mount & umbrella holder for full compatibility with over 100 Profoto light modifiers.
- Liquid cooling for quietness and efficiency.
- Lightweight, no ballast - 6 kg

Rent the Profoto L600C \$175/day or weekend

Rent the Profoto L600D \$125/day or weekend



Don't forget about our try before you buy program! Try something out that is available in our rental department before you decide to buy. If you love it and decide to buy one within 30 days, you can receive up to two days off of the rental cost as a credit toward the purchase. Ask us for more details and if restrictions apply.

## Photographing the Fog

I live by the Port of Vancouver, and during the recent foggy days the incessant foghorns kept me up during the nights. So I went out with my camera instead of stewing in my anger, curled up in a fetal position in bed. I do love fog, and walking around East Van and the DTES in the middle of the night can be quite cathartic - I tend to meet some cool characters wandering around! However, I wanted to exclude people in my shots for this series. Watch for my upcoming blog post to see more images and read about photographing in the fog.



# Bag Thoughts

**Boris R.**

Bags. Who wants 'em? Bags. You want 'em. Why? Your camera has been asking for one. Politely. Repeatedly.

Fly! It's February, and you're probably hoping to catch a flight to Cancun—or at least dreaming about it between Vancouver's best rainfall.

Maybe your old bag is dusty. Years old. Maybe you want that crisp, new feeling—I bought a new bag when I went to Bolivia this summer. Zero regrets.

We're offering 20% off all Think Tank and Tenba bags for the month of February, so come into the store—preferably with your camera bodies and lenses. The best part? You can sit at your leisure and see which bags fit your gear the right way. Open the bags. Move the pads around. Test things. Make a little mess. Figure out what actually works for you. Try them all until you find 'the one'.



**Think Tank Airport  
Roller Derby**

Original: \$599.99

Sale: \$479.99



**Tenba Fulton v2 16L All  
Weather Backpack**

Original: \$218.99

Sale: \$174.99

# Cameras and Film and Things

## Nicole L.D.

Hello fellow photographers,

If you're feeling anything like me—deeply melancholic now that Christmas has packed up its sparkly lights and abandoned us to the cold, damp emotional bog of winter—may I suggest the most reliable coping mechanism known to humankind: retail therapy.

Here are a couple of retail therapy suggestions...

For our budding film photographers, let's start with the Canon AE-1. It's our number one seller for humans entering the film world, largely because the AE-1's light meters have aged far more gracefully than I have - just kidding - but seriously, most of the Canon AE-1 cameras still in existence have working meters. We have several AE-1 cameras available, but only one has been film-tested, and it's currently priced at \$325.

And for those who take comfort in the classics - humans who prefer metering with their brain (or a handheld meter they swear they enjoy using) - I offer up the Nikon F. Built like a tank, beloved by purists, and completely unbothered by my winter sad girl feelings, it won't care about yours either! We have one film-tested Nikon F available for \$300.


Winter is hard. Cameras help.



Nikon F w/ Nikkor- H.C 50mm f2 - \$300



Canon AE-1 w/ FD 50mm f1.8 - \$325



Stars with the Canon AE-1  
©Brian Saunders



Trains with the Nikon F  
©Brian Saunders

# Random Analogue Thoughts

Marley H.

## Ultrapan 100 Film



Ultrapan 100 is from Flic Film. A great way to experiment with a bold and expressive black and white film look is to push **Ultrapan 100** to 800 and develop in **Blazinal** 1+25 for 12 minutes. Pushing the film means shooting it at ISO 800 instead of its normal ISO 100, which helps when working in low light, but requires longer or stronger development to compensate. This process increases contrast and grain, changing the overall feel of the image. It's a useful technique for photographers who want to keep shooting without extra light and are curious about how far a film can be pushed.

When developed in Blazinal, this combination really shows its personality. Blazinal is known for sharp edges and noticeable grain, and when paired with a heavy push, the results are gritty, contrasty, and full of texture. Shadows can become very dark and grain is clearly visible, but highlights often remain crisp and dramatic. This setup isn't about clean or smooth images, it's about mood and character. For beginners, it's a valuable learning experience because the effects are obvious, making it easier to understand how exposure and development choices shape the final photo.

**Ultrapan 100** is available at Beau for \$6.95 in 135-36 and \$9.95 in 120 format  
**Blazinal** 500ml bottle - \$19.95



Ultrapan 100  
pushed to 800  
and developed  
in Blazinal



Ultrapan 100 pushed to 800 and developed in Blazinal