

Beau News July 2011



A view of the Capitol Building from the Botanical Garden, Washington DC.

BEAU
PHOTO

Albums and Folders - Nanuk Cases - Renaissance
Pro Sales - Digital and Rental - Lots of Workshops
An Update from Kathy...

July 2011

Album and Folder Update Barb.

Happy Canada Day. I hope you have a wonderful day relaxing with family and friends. Wear your 'Canada' red with pride!

Summer schedules are in effect at most manufacturers. AGT will be closed for the last 2 weeks of July, so if you need to order anything from them, please do it soon. I'll be able to get orders in to the factory until about the end of the first week of July for shipping by the 15th. I'll expect my next shipment to leave their factory about mid-August.

TAP Packaging has already begun their summer schedule. Production is a bit slower at this time of the year with employee vacations, so we experience more back orders. As well, shipments can be delayed in leaving the factory by almost a week at this time, so those 3-4 week lead times might need a little more leeway. I'll ask you to let me know what you need (and when you'll be needing it) as soon as possible, and I'll do my very best to have your goods on hand for you.

If you're planning to upgrade or change your presentation methods, please let me know what you're hoping for, and I'll see what I can come up with for you! TAP offers coordinating boxes, tissue, and ribbon in a variety of pastels and earth tones, AGT has their new CD folders in the 'bright' range; the possibilities are many and varied.

Wave your flag!
Barb Batchelor

Nanuk Cases! Made in Canada. Maciej.

If you're looking for a virtually indestructible, lightweight & watertight case, Nanuk is your answer! These hard protective cases have been refined and perfected to offer the utmost in protection and performance.

NANUK tough cases were designed with one objective in mind: survival. With rounded corners, thick wall construction and oversized details, NANUK durable hard sided cases are built to absorb the shocks without damaging the case or more importantly your contents. All NANUK hard sided cases are manufactured at Plasticase's factory in Terrebonne, Quebec, Canada

We will be offering 10% off throughout the month of July!



July 2011

Renaissance Albums Simon.

We have some great new custom sample albums at Beau Photo with lots of different cover options. A big thanks to DQ Studios for allowing us to use their awesome albums as our samples.

If you want to see these albums for yourself, please come by before July 6th or after July 15th. During that time the samples will be heading to **Image Explorations** at Shawnigan Lake on



The Mod Box



Mercer Book

Vancouver Island along with myself, Carol and Ken. We are really excited about attending again this year and we look forward to seeing all our out-of-town clients there. We will be showcasing all our new selections including the Mod Box (which has an opening for your iPad), the Mercer Book and the new split leather cover option.

If you live on Vancouver Island and wish to view the Renaissance Album range email albums@beauphoto.com Or call me at BEAU Photo so we can easily work something out while we're at Shawnigan Lake.

If you have questions about our Renaissance album line, or require support please give us a call at 1-800-994-2328, and please do not hesitate to email me at anytime.

If you are interested in finding out what Image Explorations is all about, please see the events page in our newsletter.



Two Tone Leather Cover

July 2011

Pro Sales

Ken.



Profoto has Extended their sale until the end of July.

- Get a free AcuteB lamp head including NEW Zoom Reflector with your purchase of an AcuteB2 AirS or AcuteB2 AirS/R.
- Get a free Pro lamp head including NEW Zoom Reflector with your purchase of a Pro-B3 AirS or Pro-B3 AirS/R 344MHz.
- Get a free ProB lamp head including NEW Zoom Reflector with your purchase of a Pro-7b 1200*.

*packs are delivered with Pb Lead Acid battery and Standard 2a Charger. *

- Purchase any Profoto Softbox and receive a free Profoto Speedring. Value \$150.00.



All D1 Kits or Single Units are 15% OFF!

Profoto D1 Studio Kit

500/ 500 Air

Reg. \$2995.95

Sale \$2549.95

All Profoto Air devices
20% off



New Manfrotto heads now at Beau Photo!

The new 057 and 054 ball head lines are perfect for carbon fiber tripods with a wide range of QR attachments. What is new? The addition of a Q5 Quick Release system that is great if you're moving from video to still and back again. The heads offer increased ergonomics, speed, reduced weight and accuracy-thanks to 3 leveling bubbles. Both the 057 and the 054 lines incorporate a robust magnesium body with improved lightness and new ergonomic levers for better comfort and velocity. Each head also has a self lubricating ring for ultra-smooth movement. The unique 90 degree to 105 degree Portrait Selector provides more versatility for vertical shooting

Manfrotto 054 RC2 \$192.95

Manfrotto 057 RC4 \$265.95



July 2011

Two for one special: Digital & Rental News! Mike.

Since Jason has been away, it has fallen on my shoulders to do the rental update as well as the digital news. Luckily, this is a great month to do so, since I have a field report on the Panasonic GH2 system, which is also new to our Rental Department. First off, let me list the new rental Panasonic items and their daily rental prices...

Panasonic Lumix GH2 body \$ 100
incl- 2 batteries, charger, cables, 2x Lexar
16GB 133x Class 10 SDHC cards, USB 2.0
Card Reader

Panasonic 14-140mm f/4-5.8 Zoom \$ 25
(this lens is video optimized with silent
AF and silent image stabilization)

Panasonic 7-14mm f/4 Zoom \$ 30

Panasonic 14mm f/2.5 Lens \$ 20

Panasonic 20mm f/1.7 Lens \$ 20

Panasonic 100-300mm f/4-5.6 Zoom \$ 25

Please see below for a quick review on these items and check out my blog here...

<http://mikemander.blogspot.com/2011/06/panasonic-gh2-quick-review.html>

Please remember that if you are interested in buying a Panasonic system, or just a lens or two, you can rent them from us and apply up to two days of rental towards a purchase, as long as it is within 30 days of the rental return. That effectively allows you to test out gear at your leisure before making the purchase decision.

NEWS FLASH! In stock – Panasonic G3 Body!

Much to my surprise, we just received a G3 body as well as a G3 kit (with 14-42mm zoom) for stock, and they're not even spoken for! These are brand new cameras that have only just begun shipping and it looks like we were lucky to get some on the first shipment. It is a very compact Micro 4/3 camera that takes all the regular Panasonic lenses and has virtually the same image quality as its big brother, which I've reviewed on my blog.

Panasonic GH2: Review

Since there is not enough room in this month's newsletter for the full review, and I had a hard time deciding what I was going to leave in and what I was going to take out, I am simply providing a link to my blog with the full-meal-deal...

<http://mikemander.blogspot.com/2011/06/panasonic-gh2-quick-review.html>

Exciting Promo from Hasselblad!

Until the end of July, if you buy a Hasselblad camera or digital back, you can get a "bonus cheque" for up to 10% of the purchase price, and you can use that cheque at Beau Photo for any additional purchases! See my blog entry for more details...

<http://mikemander.blogspot.com/2011/06/hasselblad-bonus-cheque.html>

Mike Mander
Digital Imaging Dept.

July 2011

An update from Kathy...

Well, I feel like I've been all over the continent since I started school in September! Classes were great but intense. It was good I was able to put all of my effort into it so I was able to keep up. I have written a lot of papers and given a lot of presentations in the past eight months. I'll be at Beau in August so if anyone is interested in the program (which is [Photographic Preservation and Collections Management](#) for anyone who didn't remember that long name) and wants to come by and chat about it, or to just say hello, it would be great to see all of you.

As part of the program I am required to do an internship over the summer and being the indecisive person that I am, I took on two separate internships because I couldn't choose between them. I have finished the first already which was at the Royal BC Museum in Victoria. There I worked with some wonderful people in the



Royal British Columbia Museum.

the Conservation and Archives departments, sorting negatives in the Anthropology Audio-Visual collection in preparation for moving negatives that are on an acetate or nitrate base into cold storage. It is a good way to have the opportunity to look at every single photograph in the collection, although I was only able to get through 5000 of the approximately 25 000 that they have in the six weeks I was there.

I am now at the next internship which is in the [Archives Center](#) of the National Museum of American History at the Smithsonian in Washington DC. Here I am working on a number of different projects including scanning nitrate and acetate negatives that are in a collection of glass plate negatives from Underwood & Underwood. Though they are mainly known for their stereo views, Underwood & Underwood had a successful news division which these negatives are from. The negatives will soon be put into cold storage which will prevent their further deterioration. I am also sorting photographs, negatives and studio records from the [Scurlock Collection](#). Addison Scurlock and his two sons photographed many people including leaders, artists, society people and local families from the African American community of Washington DC beginning in 1911 and continuing until 1994. It is amazing to see how the styles and photographs change over the

July 2011


.....
passage of time. As part of this collection, I found a 12" x 20" glass plate negative which I scanned and have made a sink mat and custom box for, and many other negatives of this size - often called banquet negatives - on flexible film which will need to be properly housed to preserve them. It has been an interesting summer so far, I am always amazed at the things I find on the shelves and in boxes.

Archives do look after a wide variety of materials. And the best part is that much of this material is accessible to the public. This is also true of archives in B.C. so if there is something you want to research, look at the websites of the [Royal B.C. Museum](#) or the [City of Vancouver Archives](#) to see if they have something that might interest you. Most archives also have a lot of images online which can provide hours of enjoyment. There are some great historical photographs out there that are worth studying.

I've also taken a few photos around Victoria and Washington that might be interesting, they are just with a digital point and shoot - shocking I know but I am already behind in my film processing and I think these are more touristy than anything. I hope to see you in August!



National Museum of American History



The view from my desk in Victoria. If I could always have such an amazing view while at work...



My commute to Victoria. I only got to do this once, the rest of the time it was BC Ferries for me.



In Washington some of the things I have seen are protests of many kinds...



...lots of American flag flying...



and a window display in Alexandria.

July 2011

Pocket Wizard / Sekonic / Dynalite Workshop

It has finally come together! After a couple of years of organizing, coordinating and begging, we have convinced Lorenzo Gasperini to come to Vancouver and give a workshop on PocketWizard, Sekonic, and Dynalite. This an event you should not miss as there may be nothing like it for a long time!



Who is Lorenzo Gasperini? Lorenzo is a passionate and innovative photographer/photo marketing guru who has spent over 20 years conducting international seminars and workshops on photography. As the president of Inovanti, LLC he develops and markets new tools for professional photographers. A member of the Professional Photographers of America for over 20 years, he also owns and operates Photography by Lorenzo where his clients range from wedding/portrait to commercial customers. Joining perspectives of both the photo industry and photographer, gives Lorenzo a unique advantage and realistic understanding of current issues in the photographic industry.

Lighting Control in the Digital Age..... with Sekonic

Just how much detail are you losing in your highlights and shadows? Stop wondering! With today's sophisticated digital-ready hand-held light meters you won't have to. Today's photographer realizes that creating a unique image is both challenging and essential for

success. The art of photography begins with the understanding of the quality of light and the ability to control it in the digital age. This seminar is designed to expand and stimulate your knowledge of lighting for digital and how, more than ever, you need the accuracy and advanced features of the latest handheld light meters. This seminar outline includes: Basic lighting theory, In camera metering challenges, Histograms, Basic hand-held metering, metering techniques, On location lighting challenges, Calibrating your meter to what your camera's sensor sees, Controlling exposure within the camera's dynamic range and the power of wireless control.



Get Unplugged...with PocketWizard Wireless Freedom

Ever wonder how they get those cool shots? You know the ones from the wing-tip of an airplane or the back board at a basketball game. Maybe you just want to get rid of all those wires. If you're ready for a whole new dimension in photography "Get Unplugged"!

Demanding pros already know that creativity and unique style are critical for a successful imaging business. This seminar introduces a new way of working wirelessly, the Pocket Wizard way. Eliminating cables and wires is just part of it. Controlling when you trigger your camera/ flash or both is the intense part. Learn how to trigger two or more cameras at the same time, control rear sync effect, and explore timelapse photography or how to do

July 2011

camera relays and sequential triggering. Sounds hard? Not with PocketWizard.

This seminar also features the new MiniTT1 and FlexTT5 radio slave, the first wireless TTL PocketWizard radio slave. Compatible with Canon or Nikon camera/flash systems, learn how to power ratio your speedlites, go to



HyperSync, fast triggering and much more with Control TL technology. In addition learn how the PocketWizard Wireless Freedom system (Pro photo gear with PocketWizard built-in) offers extended benefits for photographers on-the-go.

“Big power in a portable package” That’s Dynalite !

Creating great images begins with understanding the quality of light and the ability to control it. Lorenzo Gasperini will share his expertise in studio lighting where he’ll provide a hands-on demonstration of professional equipment. This seminar is designed to expand your knowledge of lighting in the studio and on-location and will cover a series of topics, including basic lighting theory, light shaping tools, power pack controls, handheld metering techniques, on-location lighting challenges and wireless control. Lorenzo will be using one pack and three flash heads to demonstrate basic lighting setups for on location shoots. If



you’re interested in exploring new techniques and learning how to develop a special style in your shooting, don’t miss this invaluable experience with an outstanding photographer and respected educator in the industry.

DATE and TIME :

Thursday July 7th 2011

Two times available to attend:

11:30 AM till 3:30PM

or

5:30PM till 9:30PM

Location:

Langara College
100 West 49th Avenue,
Vancouver, BC
Room A136a

Tickets are \$20.00 or
\$10.00 for students.

Plus use your ticket for \$10.00 off your purchase of any Pocket Wizard, Sekonic, or Dynalite product at Beau Photo till the end of July 2011.

Contact Ken at Beau Photo
604 734-7771 or
prosales@beauphoto.com for more information.



July 2011

Upcoming...

ART WOLFE

Come learn and be inspired by world renowned photographer & TV host Art Wolfe

*BETWEEN HEAVEN
AND EARTH*


August 6th | 7pm | \$40

Hyatt Regency Vancouver


Relive Art's travels from the past 30 years. This inspirational journey will take you to all corners of the earth and leave you in awe.

A portion of the proceeds benefitting:

STANLEY PARK
ECOLOGY SOCIETY



Two days only in Beautiful British Columbia!



THE ART OF COMPOSITION


August 7th | 10am - 4pm

Simon Fraser University

This full day seminar is suited for anyone with an interest in photography. Drawing from a vast variety of subjects Art will introduce you to a new visual vocabulary. Highly inspirational and moving, Art will show you a new way to see.

artwolfeworkshops.com for more information and to register

with
support
from:



July 2011

Image Explorations is almost here!

If you are on the island and would like to see the Renaissance Album line, give Simon a call to arrange a meeting



**July 10th to 14th, 2011 at
Shawnigan Lake BC**

Image Explorations is a school recognized by the PPA for professional photography development. Learn everything you have ever wanted to know about Photoshop, and wedding and portrait photography from the top instructors from around North America. This is a week of dynamic professional development, fun, and fellowship with people who believe that photography is a passionate and rewarding career. Classes fill up fast, so register for your spot today!

Beau Photo will be there with lots of equipment and albums to show, as well as the rental table where you can try out a lens you've never had a chance to use before.

For all of the information about this fun filled week, visit their website at -
www.imageexplorations.ca

WEST COAST COLLECTIVE 2011 - A PPOC BC Island Region Event.

The Island will be the center for photographic inspiration this September:
ONLY 50 SEATS AVAILABLE!!

Sunday, Sept 25, 2011 – Monday, Sept 26, 2011

The Sidney Pier Hotel and Spa 9805 Seaport Place, Sidney, BC

John Michael Cooper - Monday – Keynote Program www.altf.com

"Different all the way Through", Shaking up the entire wedding and portrait process from start to finish. Market differently, be inspired differently, shoot differently, workflow differently, design and ultimately sell more differently! What participants should bring: camera, note pad, and a very open mind.

Lindsey Thorne - Sunday Afternoon www.lindseythorne.blogspot.com

Look forward to participating in a learning ride which will get you jazzed about throwing a fashion influence into your posing and retouching for boudoir, wedding and portraiture work. I am an artist at heart, calm, decisive, and a hopeless romantic.

Cadence Cornelius – Sunday Evening, Boudoir Program www.cadencecornelius.com/blog

MEALS INCLUDED!! Fresh Flavour, Casual Comfort, Genuine Service" –

All of our meals will be provided by the amazing Haro's Restaurant

Members: \$285 - Non-Members: \$320

[Register now!](#)