

NEWSLETTER

April showers bring out rain covers !

The **Hydrophobia** and **Elements cover** are just what you need to be singing in the rain.

Spring is the perfect time to be outside! Whether it is spring skiing, snow shoeing, hiking up to the snow-line or walking along the coast line, the photography is great! But the unpredictability of the weather causes a lot of stress for photographers who don't want to chance getting their gear wet. A couple products that take the stress out of your lives are the **think Tank "Hydrophobia"** and the **Kata Elements cover**.

The Hydrophobia 300 - 600 (pictured here) is the first rain cover specifically designed to be pre-mounted for quick deployment. Photographers attach the Hydrophobia over their lenses before going out into the field, rolling it up tight and out of the way. Then, when weather threatens, they simply unroll the rain cover over the rest of the lens and body, securely protecting both. The rain cover fits onto a 300 f2.8, 400 f2.8, 500 f4, and 600 f4, making it ideally suited for sports and nature photographers. . (Eyepieces for different camera models are sold separately.) For more information visit www.thinktankphoto.com/ttp_product_HydroPhb.php.



The Kata Elements cover is similar to the Hydrophobia in that it covers your whole camera, but has a larger clear window. It is more universal in its fitting as it does not require an eye piece to attach to the camera. This is a great little cover to pack before you head out when the weather is a bit "sus".

Manfrotto 055MF3 Special purchase Pricing!

Specifically designed for extreme outdoor assignments. The 055MF3 has a three-faceted aluminum center column, which can offset the pressure of the torsion caused while in the horizontal position. The legs are constructed of 1.2 mm carbon fiber tube combined with magnesium die-casting, quick-action lever locking collars made of magnesium die-casting. Each leg can be set independently in one of four angle settings using the dedicated quick-action leg angle selector. The top spider is made of magnesium die-casting, and includes the clamping system for the dual position center column plus a built-in bubble level. To assure the best thermal resistance, all parts have been assembled using a proven pressure clamping technology that eliminates failure-prone glue joints for greater durability and in-the-field serviceability. A hand-padded carrying strap, supplied with the tripod, can also operate like a hook to hang weights from in order to increase the stability of the tripod during shoots in extreme wind conditions. We have made a special purchase so stock will be limited.



Manfrotto 055MF3

Reg \$407.95

Sale \$345.95

Inventory Day a Go-eth!

And the savings are still there for you.

Inventory day has come and gone but there are still some deals to be had. These are limited quantity items so you will want to come in early to get the best selection.



Vel-lux:

All remaining stock of Vel-lux / Velleux Portfolios and binders will be an amazing **25 % off**.

Vel-lux was the premier manufacturer of portfolios and cases till the tax man came. We still have a good selection of portfolios and books and now at blow-out prices.

Huge sale on Lowepro Photo and Nature Trekkers:

Hurry in, there are still some left! Save up to 40% on Lowepro's best selling backpacks for outdoor photographers. These roomy backpacks can be customized for a variety of equipment. They have been designed with very comfortable harness systems that are fully adjustable for all body types. The well thought out design extends down to the smallest details, including all weather covers and water resistant YKK zippers. Both the Nature and Photo Trekkers come with a daypack, side shoulder strap, rubber handle and quick access tripod mount, to position down the center or sides of the pack. To get this great deal on a Nature Trekker or Photo Trekker backpack, act quickly because this is a special promotion through Lowepro and stock is limited.



Photo Trekker Reg. \$315.95 **Sale \$195.95**

Nature Trekker Reg. \$271.95 **Sale \$163.95**

Pictronic Picture Frames:



We have slashed the price on Pictronic picture frames. These **Back-lit** photo frames are a great way to display your 5 x 7 prints. These frames use a low voltage technology that gives off no heat and no UV emissions so they are safe for your inkjet prints. Pictronic picture frames are no thicker than a regular photo frame and will look great displayed on a shelf in your home! (doggy pictures not included)

Regularly \$36.50 and \$39.50 now on sale for **\$26.95**

Other Items On Sale:

DF Albums : Most items at below cost!

Canvas Laminate 25"x50' Rolls reg. \$249.50 **Now \$60.00**

Brown Tap Cal-Coco folders: **Most items at or below cost!**

Sale prices are for in-stock products only!

Ken

Product Sales and Purchasing



Hahnemühle Bamboo in stock at Beau!

The traditional Hahnemühle paper mill has developed the worldwide first Fine Art inkjet paper made from bamboo fibers. The natural white paper with a warm tone combines spiritual photography with environmental considerations. "Bamboo 290" consists of fibers from highly renewable bamboo grass. Hahnemühle will donate a portion of the revenues to supporting environmental projects.

We have finally received our long awaited shipment of Hahnemühle Bamboo paper.

Hahnemühle Bamboo 290 gsm	8,5 x 11 20sheets	\$28.54
Hahnemühle Bamboo 290 gsm	11 x 17 20sheets	\$54.16
Hahnemühle Bamboo 290 gsm	13 x 19 20sheets	\$70.04

Other sizes and rolls are special order please call for pricing



FILM AND PAPER NEWS

HOLGA NEWS

Beau Photo is now supplying Instant Filmholders for HOLGA 120 cameras. The film holders can accommodate film format sized at 8.3 x 8.6 cm and 8.5 x 10.8 cm, which means that Fuji Instant FP-100C (colour) and FP-100B (black and white) film will work perfectly fine with this camera.

The holder comes with a mask to hold batteries in place in a Holga 120 FN or 120 CFN camera. A built-in tripod socket and a .3x diopter which adjusts the HOLGAs film plane to accommodate the instant film back is also included.

Holga Instant Filmholder: \$149.50

	1-19	20+
Fuji FP-100C	\$24.56	22.60
Fuji FP-100B	\$16.51	15.19

Krista-Belle Stewart

Film and Paper Department

New Lower Memory Card Prices!

Come on in and check out the **new lower prices** for all the CF and SD cards and Card readers.

There is also a \$55.00 mail in rebate on 2GB 133x CF and 4GB 300x CF Cards till April 6th 2008

Also we have sale pricing on the 8 GB 300 GB CF cards

Reg. \$223.95 **Sale price \$203.95**





Album and Folder Update

I hope the Easter Bunny was great to you, and that Spring has arrived where you are. Vancouver is putting on her 'Party Dress'.. the cherry blossoms have begun, the bulbs are popping out of the ground; the show has begun!

Price adjustments have now been completed and brochures have arrived. If you need an updated catalogue set, please let us know and we'll send it out as soon as we can. You can email your request to me: barb@beauphoto.com

If you're a Team or School photographer, check out the new 'Memory Mate' selections from TAP. Some of the 'classic' items have been discontinued or updated, and there are some new Sports mounts for 64-2 and 46/64 presentation (textured to emulate the surface of Golf-, Basket-, and Footballs.)

If you have large projects on the horizon and will be needing mounts, please let us know your wish list as soon as possible. We'll make every effort to have the goods you need here when you need them.

TAP now has a whole section of proof book covers that can be ordered individually.

Barb

Albums and Folders

Renaissance Albums

DIGITAL ALBUMS

New digital album samples and cover material swatches have finally arrived. The swatch kit is only \$6.50, an easy up sell for nicer materials.

STOCK ALBUMS

Old style self-mount mini albums are 20% off only while quantities last. 2008 mini albums are coming in as the old styles go out and will be replacing them for good. Just to give you the heads up, the new styles are about a 1/4" bigger than the original minis.

Also, we are bringing in demos of all the stock items that Renaissance has to offer so feel free to ask me if you'd like to get an overview of all our new samples.

Ola

Renaissance Albums



NEWS FROM THE BACK

RENTAL NEWS

Now that spring is officially here (though looking out the window, it doesn't seem that way), wedding season has begun. This means a busy rental department for lenses and cameras. We do have several of each of the popular lenses, but weekends book up fast. If you have shoots scheduled this summer you know you will need equipment for, call us and we'll reserve it for you. If you are a Nikon shooter, try out the new 14-24 f2.8 or the 24-70 f2.8. They are both great improvements over the previous versions. The D3 is proving to be quite a popular camera as well, it might be just what you need for those fast paced weddings or events. For those Canon people out there, we have been hearing rumors floating around of new cameras soon to be announced. If these prove to be true, we will have one in the rental department as soon as we can get one so you can try it out. Stay tuned for news from Canon... Happy Spring!



Kathy

Rentals

PRO SALE NEWS

Here are some more specials for spring. Sale prices are until April 30th:

Nikon 14-24 f2.8 lens = \$1839.00

Nikon D80 camera = \$799.00

Nikon D200 camera = \$1249.00

Nikon D300 camera = \$1799.00

Canon has another mail in rebate, go to <http://www.canon.ca/english/index-specialcase.asp?section=promotions&page=/english/whatsnew/specialoffers.html> down load form and follow the instructions.

Wedding season has started. If you need extra power try the Jackrabbit II battery pack for \$466.00. The Jackrabbit II will give 750 full power flashes from your Nikon or Canon flash.

Right now we have only rumors concerning the new 5D. Hopefully we'll have something for the next news letter.

Ron

Pro Sales





FOTO IMAGE WORKS
PHOTOGRAPHIC SEMINAR
APRIL 19-20, 2008 UBC CAMPUS, VANCOUVER BC

The 3rd Annual Weekend
of
Photographic Education,
Motivation
&
Illumination!!

Presentations from 3 award winning photographers on
Lighting, Family Portraits, Wedding Photography,
Composition & Urban Street Photography.

Plus a Guest Speaker with a
Bonus Program on Maternity and Child Photography!

"Beginners to Pros,
Foto Image Works
offers something to
Photographers
at all levels"

<http://>

www.fotoimageworks.com/

DIGITAL NEWS

Microtek ArtixScan M1 / M1 Pro Flatbed Scanners (\$639 / \$769)

Well, we finally received stock on these excellent new scanners back December of last year and I have done a fair bit of testing. Just to bring you up-to-date, this scanner was announced at Photokina in late 2006 and after many, many months of delay, indeed over a year of delays, it finally hit the market late last year. Was it worth the wait? You betcha!

(A customer dropped by the other day and was wondering when my M1 review was going to appear. After a puzzled minute of searching, I realized I had not yet written one! Sorry for the delay...)

For those of you impatient and not wanting to bother reading the whole review, let me get two questions out of the way immediately: is the scanner good and is it worth buying? Absolutely! **In my opinion, the M1 is the very best flatbed scanner on the market today and at under \$800 for the Pro model, it is truly a bargain!** Second question: is it as good as a dedicated film scanner? The answer to that is "yes definitely" in many ways but, unfortunately, "not quite" in other ways, so you will have to read the full review to make sense of that. Here we go...

The M1 comes in two flavours, the regular and the Pro versions. The differences in the Pro version are a complete second set of film holders (yes, naturally this flatbed does film too) and an upgraded version of SilverFast Ai which gives more control over the scanning process as well as includes a set of reflective and transparency IT-8 colour reference targets for automated scanner recalibration. Both versions come with Microtek's own ScanWizard scanner driver. Speaking of film holders, I consider the ones that come with the M1 to be the best in the

Calendar of Events

Up and Coming:

Presentation House Gallery is pleased to present the broadest and most revealing survey of its kind, "Lisette Model and Her Successors" brings together for the first time a selection of vintage works by Lisette Model—one of the last century's most significant photographers—and thirteen of her students who went on to leave their own marks on American photographic history: Diane Arbus, Bruce Cratsley, Lynn Davis, Elaine Ellman, Larry Fink, Peter Hujar, Raymond Jacobs, Ruth Kaplan, Leon Levinstein, Eva Rubinstein, Gary Schneider, Rosalind Solomon, and Bruce Weber. www.presentationhousegall.com/

Vancouver Art Gallery

TruthBeauty: Pictorialism and the Photograph as Art, 1845-1945 February 2 to April 27, 2008
The hauntingly beautiful photographs created within the Pictorialist movement in the late-nineteenth and early-twentieth centuries are among the most important works of art in the medium's history. TruthBeauty will bring together more than 150 of the finest photographs by renowned artists such as Julia Margaret Cameron, Baron Adolph de Meyer, Alfred Stieglitz, Edward Steichen and Josef Sudek. The Pictorialist artists sought to elevate photography—still seen in the nineteenth century as merely a mechanical tool of documentation—into the realm of fine art.

PPABC Provincial Convention

Northern Exposure 2008 in Prince George for more info <http://www.ppabc.com/>

EXPOSURE GALLERY presents "Cheap Shots" Opening night Friday, April 4th Show runs April 4th – 20th For more info go to <http://www.exposure-gallery.com/>

KNOWLEDGE NETWORK Presents: Hailed as one of the most prolific photographers in North America, William Notman produced over 14,000 images in 1873 alone. For many, he has opened a window to the past through images that capture how notable historical figures once looked and dressed. Some of William Notman's photographs are treasured possessions, and others are reproduced by the thousands and sold around the world. Not bad for a man who, more than anything, wanted to be a businessman, but instead became an important historian, capturing thousands of men and women, both ordinary and extraordinary, during an era that bore witness to the birth of a nation. Apr 07 8:00 PM or Apr 08 11:00 PM.

business, at least as far as flatbed scanners go. The scanner includes glass-less holders for 35mm slides, taking 12 at a time, a 35mm strip holder which holds 4 strips of negs, a medium format holder which will easily accept a 6x17cm 120 film-strip, and a 4x5 inch holder that will accept two sheets of film. In addition, there is a glass tray which will even take up to 8x10 inch sheet film and any other oddball sized transparency or negative film. However, being glass, there is a possibility of newton rings when scanning larger or non-standard sizes of film.

With respect to film scanning, the M1 is unlike most other flatbed scanners on the market, which generally all have overhead film scanning capabilities where the film is scanned through the glass at the top of the scanner. The M1, like most other high-end flatbed scanners that have come from Microtek before, has a dedicated tray for scanning film. This tray pulls out of the front of the scanner and has the ability to accept the above film holders, sans any glass. This yields higher quality scans and means a whole lot less cleaning of glass too! The major improvement in these new film carriers from Microtek, compared to the previous versions, is a tensioning mechanism for medium format and 4x5 film. In addition, the new medium format carrier will now accept long strips and is not limited to 6x9cm like all the previous drop-in film holders were.

The tensioning mechanism ensures that the film is as flat as is possible, without resorting to sandwiching it between two pieces of glass, however if you have very "curly" film stock, it may still not quite hold your film perfectly flat. The tensioning mechanism activates automatically when you slide the hinged film holder frames into place to lock them. There are numerous narrow rubber strips along two opposite edges of the film carrier and through an ingenious cam mechanism, the rubber strips gently pull the film tight as the frames are locked into place. Using these carriers does take a bit of practice though, since the film will move a little when the frames are locked into place, but they certainly do a much better job of keeping the larger formats flat for evenly sharp scans.

As far as shadow detail, Dmax and colour accuracy, the M1 scanners are absolutely amazing! After doing an automated colour-transparency IT-8 calibration in SilverFast (the easiest IT-8 calibration procedure I've ever seen, by the way), I would have to say that **the M1 produced the best colours that I've ever seen come out of any film or flatbed scanner that I've used.** Period. No kidding. Since the M1 also has genuine multi-sample scanning capabilities, like the Nikon film scanners, it is capable of exceptional shadow detail with essentially no noise at all, most definitely the best I have ever seen from any flatbed scanner. It really is very, very good.

So... we have best-in-the-business film holders, great colour, amazing shadow detail, good software – what's left? The question of sharpness and resolution... and this is where you'll hear this review lose just a little bit of its glow.

Now before you get too disappointed, let me immediately say that the sharpness and detail that the M1 flatbed is capable of, is actually the best I have seen for any desktop flatbed scanner and equal to, I would say, the former king of flatbeds, Microtek's own ArtixScan 2500f. The 2500f used to sell for well over \$3,000 and had a unique dual-optic design which would switch to a high-resolution lens and scan one half of its bed at 2500dpi, and do it very sharply too. Although the M1 will go up to a true optical resolution of 4800dpi, its optics are simply not quite up to the task of delivering a razor sharp scan at anything much over 3000dpi, and this is the failing of virtually all desktop flatbed scanners on the market today. They boast incredibly high optical resolutions, however none of them can deliver a truly sharp scan at anywhere near their maximum optical resolution. For example, although the Epson V700/V750 scanners go to 6400dpi, at anything over about 2300-2400dpi, the scans simply get bigger and softer with no further gains in actual resolution and sharpness. This is where a true film scanner still rules. The Nikon film scanners, or Microtek's own ArtixScan 120tf, will see genuine gains in resolution all the way up to their maximum resolution of 4000dpi or, in the case of Hasselblad's high-end scanners for example, all the way up to 8000dpi.

So while the M1 does not quite have film-scanner quality sharpness, it still is very good for a flatbed, and the way in which it achieves this is by having a true autofocus mechanism. It will actually focus on your film to give the best scans that its optics are capable of. This is in sharp contrast (pardon the pun!) to its competition from Epson for example, where the film holders for the V700 have little adjusting feet which can be positioned in two different orientations, or removed entirely, to tweak the focus in 0.5mm increments. This is a tedious manual operation for each film holder and each scanner might be different as well. Not to mention that 0.5mm jumps are rather inaccurate, especially when trying to do a high resolution scan! Certainly autofocus is the way to go for film scanning and indeed, all other high-



end film scanners also employ it – the Nikon scanners, the Microtek dedicated film scanners like the 120tf, the Hasselblad scanners, they all employ a contrast-detect autofocus mechanism.

So, although the M1 is no film-scanner when it comes to its ultimate sharpness and resolution, is it still worth buying for film scanning purposes? This is a somewhat complex question, where one has to take into account what sizes of film you intend on scanning, what the intended purpose of the scans will be and, of course, that annoying-yet-all-important factor: your budget! If you are intending on using film scans from the M1 for web-use, presentation (PowerPoint) or smaller size prints (8x10 or less), then I would say you will generally be very pleased with the sharpness and resolution, even on 35mm scans. If you are scanning 4x5 or 8x10 film, then the M1 is a no-brainer. If you are scanning medium format, then depending on the size of print you are expecting to do and the size of your original, you may or may not be happy. If, for example, you want to do large 20x30 inch prints from 35mm originals, then forget it – you will not be happy with the M1 and you will have to shell out for a dedicated film scanner. If you need to do medium-format scanning, but do not have the budget for a \$2000 plus medium-format film scanner, then by all means buy the Microtek! If you need to do 6x17 panoramic scans but cannot afford the over-\$10,000 Hasselblad scanners (neither the Nikon Super CoolScan 9000ED nor the Microtek 120tf will do medium format scans longer than 9cm) then yes, do buy the Microtek!

So therein lies my disappointment: the Microtek M1 is such a good scanner in so many ways that I am rather sad that its optics are just not quite up to the promise of 4800dpi and autofocus. In a way, I really was hoping this scanner would fulfill the dream of film-scanner quality at a sub-\$1,000 price but alas, that is not quite the case. Still, as I said at the start of the review, it is a bargain at its price point and it is generally a very good scanner overall.

A final few notes...

The scanner only has a USB interface, not Firewire, so if you have an older Mac or PC that only has USB 1.1, you will likely be disappointed in its speed – installing a USB 2.0 interface card is mandatory, that is, if your machine is expandable in that way. On a newer system with USB 2.0 ports there are no worries and the scanner performs as quickly as if it were running on Firewire.

Focusing speed, or lack thereof, can be a little frustrating: when you scan using Microtek's ScanWizard software, by default the autofocus area equals the entire scan area it will take quite some time for the AF mechanism to check focus across the entire frame being scanned. This is time consuming and, I would say, mostly redundant but luckily one can manually select a smaller AF area that will significantly speed up the process. This is not an issue when using SilverFast to drive the scanner, since focus is chosen on a single point and it uses quite a small area and is thus very fast to focus.

Another comment on focusing is that if you are using SilverFast or are choosing a small focus area in ScanWizard, you need to ensure that you have selected a portion of the film where there is sufficient contrast for the AF system to accurately lock focus. In my early testing I was not diligent enough with that, and found soft scans happened quite frequently as a result. This is no different than using the Nikon scanners for example, but the Microtek M1 does seem to have a slightly harder time with low-contrast film.

As far as scan times are concerned, when you exclude the somewhat slow AF, it is a rocketship! I did a 800Mb plus scan of a 6x17 film strip in under 5 minutes, and that included focusing which, in itself, takes a couple of minutes! Not having Firewire sure does **not** seem to be a bottleneck on a fast, USB 2.0 equipped computer. However, when you scan a small 35mm slide at a lower resolution, for example, the focus speed has a significant impact on the scan times. If you are doing relatively low-res scans, it might make sense to focus on one frame, but then turn the AF off for subsequent scans.

Finally, there are several software glitches that will sporadically manifest themselves although there have been a few minor updates to both ScanWizard and SilverFast which address some of the most annoying ones. All in all, I can generally recommend this scanner highly, especially the Pro model which is a much better value in my opinion, so if you want any further details please feel free to call. In addition, we do have an M1 in our rental department for you to test-drive, although we cannot rent it with SilverFast as that software is locked with a serial number.

Mike Mander

Digital Imaging Dept.